

US00D505698S

(12) **United States Design Patent** (10) **Patent No.:** **US D505,698 S**
Pribnow (45) **Date of Patent:** **** May 31, 2005**

(54) **HAT AND WIG DISPLAY**

(76) Inventor: **Arla A. Pribnow**, 2 Hopeman La.,
Bella Vista, AR (US) 72715

(**) Term: **14 Years**

(21) Appl. No.: **29/210,683**

(22) Filed: **Aug. 4, 2004**

(51) **LOC (7) Cl.** **20-02**

(52) **U.S. Cl.** **D20/32**

(58) **Field of Search** D5/61, 62; D11/150,
D11/160; D20/10, 31, 32, 41, 99; D21/577,
621, 659; D28/93; 223/66, 120; 428/16,
542.2, 542.4; 434/396

(56) **References Cited**

U.S. PATENT DOCUMENTS

D79,052 S	*	7/1929	Vigneau	D20/32
D81,344 S	*	6/1930	Levy et al.	D20/32
D89,778 S	*	5/1933	Maas	D20/32
3,254,757 A	*	6/1966	Raskin	206/8
3,485,250 A	*	12/1969	Brown, Jr.	132/53
D227,186 S	*	6/1973	Dangeli	D28/93
3,777,951 A	*	12/1973	Newsteder	223/67
D472,274 S	*	3/2003	Kwong	D20/32

* cited by examiner

Primary Examiner—Robert M. Spear

(74) *Attorney, Agent, or Firm*—Thomte, Mazour &
Niebergall; Shane M. Niebergall

(57) **CLAIM**

The ornamental design for a hat and wig display, as shown
and described.

DESCRIPTION

FIG. 1 is a front perspective view of the hat and wig display
of the present invention;

FIG. 2 is a top plan view of the hat and wig display of the
present invention;

FIG. 3 is a front elevation view of the hat and wig display
of the present invention;

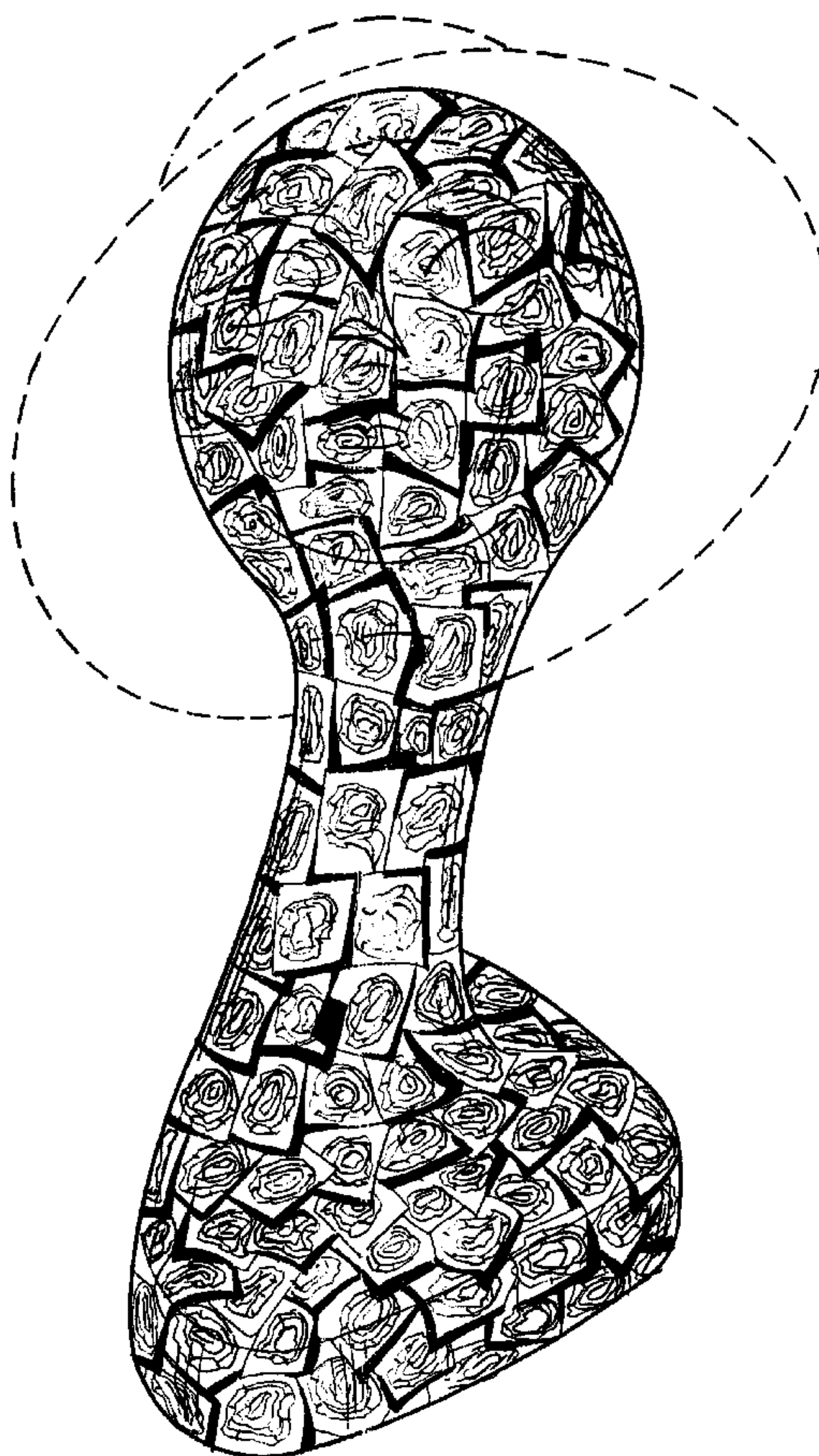
FIG. 4 is a side elevation view of the hat and wig display of
the present invention;

FIG. 5 is a rear elevation view of the hat and wig display of
the present invention; and,

FIG. 6 is a bottom plan view of the hat and wig display of
the present invention.

The broken line drawings in FIG. 1, depicting portions of a
hat appearing on the hat and wig display, are for illustrative
purposes only and form no part of the claimed design.

1 Claim, 3 Drawing Sheets



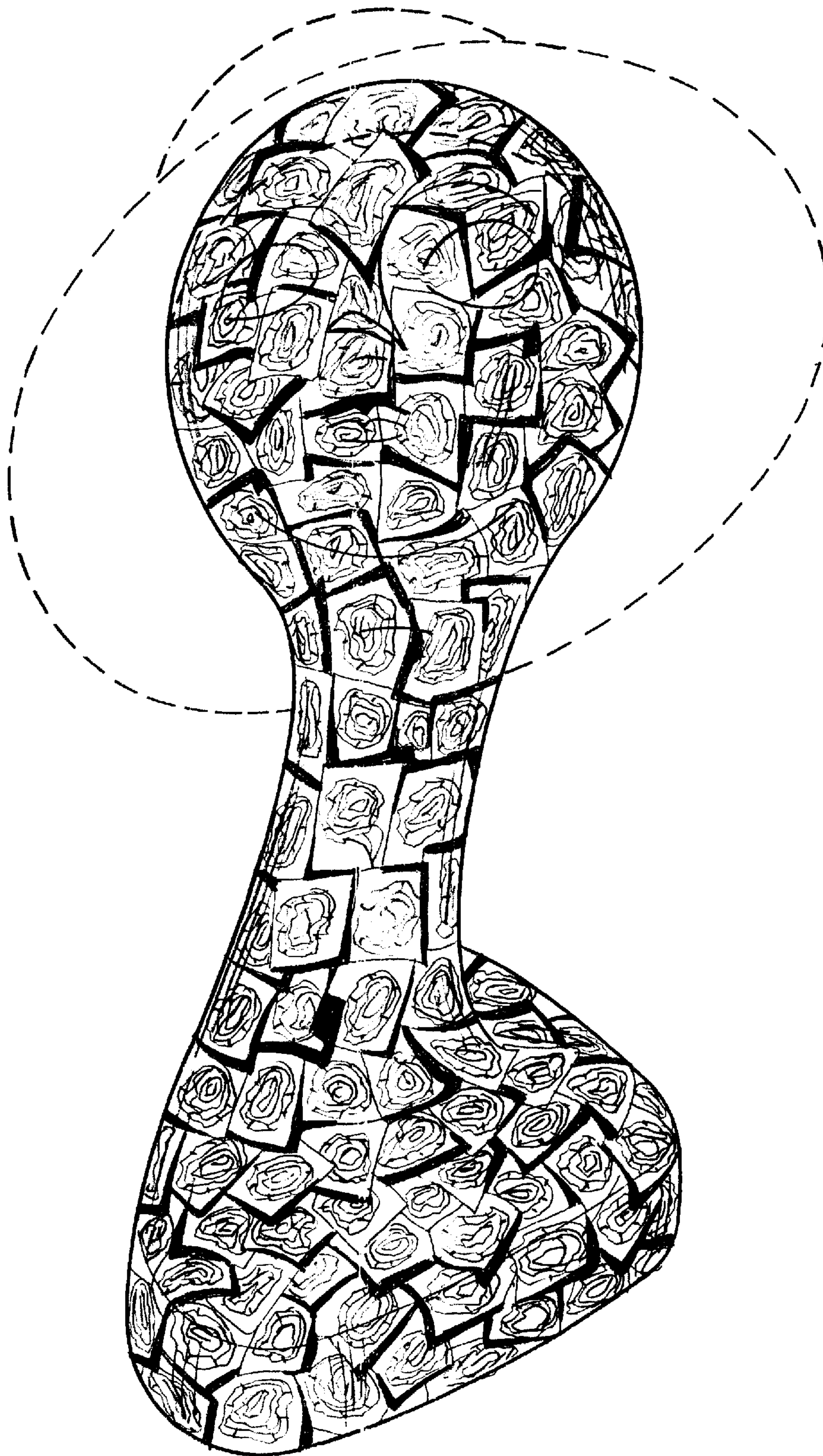


FIG. 1




FIG. 2




FIG. 3




FIG. 4



FIG. 5

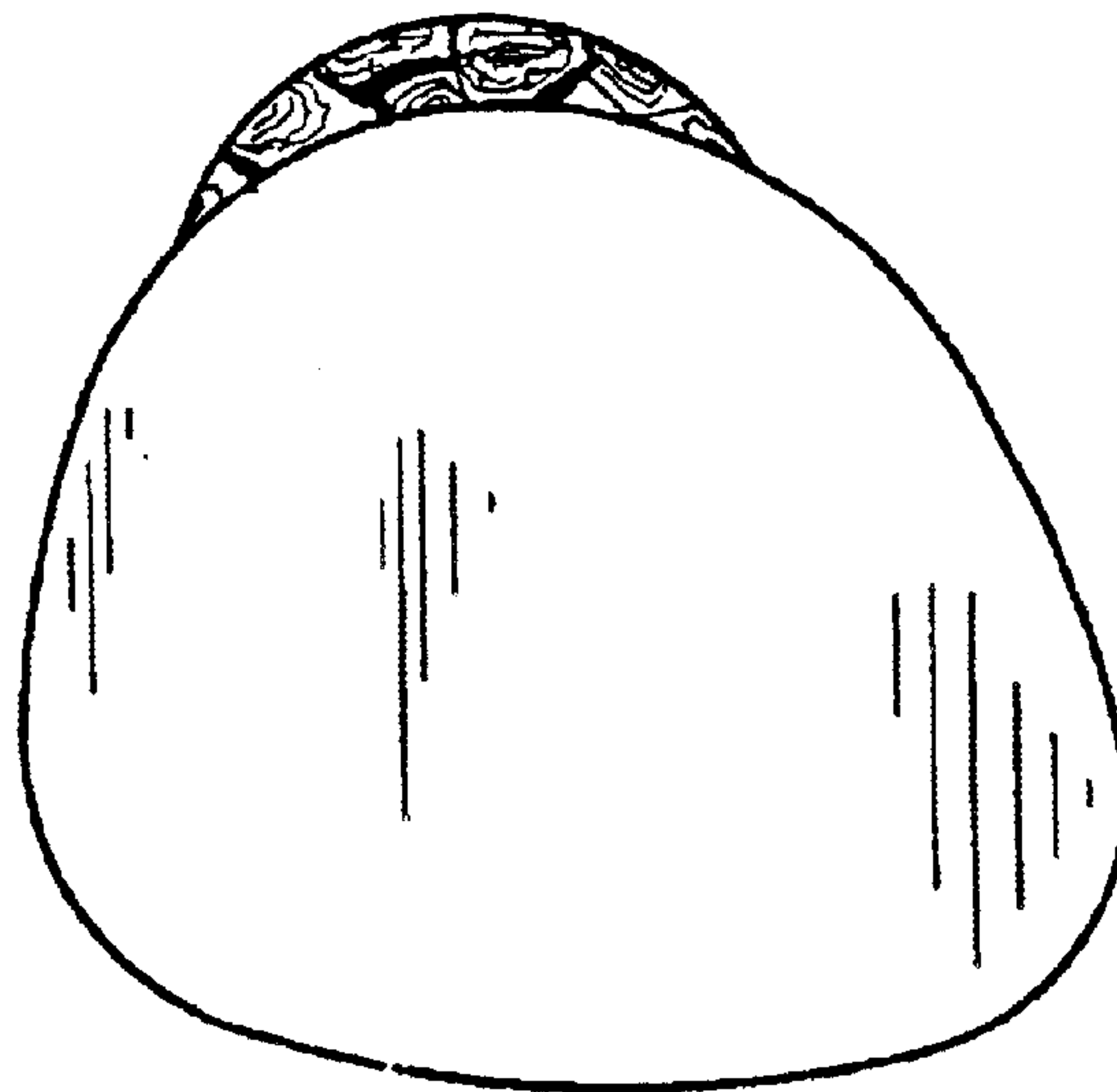


FIG. 6