

US00D505695S

(12) **United States Design Patent**
Naraoka

(10) **Patent No.:** **US D505,695 S**

(45) **Date of Patent:** **** May 31, 2005**

(54) **TONER STORAGE CONTAINER**

(75) **Inventor:** **Tatsuhisa Naraoka, Mishima (JP)**

(73) **Assignee:** **Toshiba Tec Kabushiki Kaisha, Tokyo (JP)**

(**) **Term:** **14 Years**

(21) **Appl. No.:** **29/189,340**

(22) **Filed:** **Sep. 4, 2003**

(30) **Foreign Application Priority Data**

Mar. 6, 2003 (JP) 2003-005860

(51) **LOC (7) Cl.** **16-03**

(52) **U.S. Cl.** **D18/43**

(58) **Field of Search** D18/12, 40, 43,
D18/56; D14/471, 481, 483; 222/DIG. 1;
399/24-31, 110-125, 252-262; 400/207,
208; D9/500, 520; 209/447

(56) **References Cited**

U.S. PATENT DOCUMENTS

- D430,197 S * 8/2000 Wang et al. D18/43
- 6,188,859 B1 2/2001 Wang et al.
- D442,623 S * 5/2001 Yoshizawa D18/43
- D442,986 S * 5/2001 Tsuji et al. D18/43
- 6,256,470 B1 * 7/2001 Taniyama et al. 399/262
- 6,259,877 B1 * 7/2001 Taniyama et al. 399/262
- D447,167 S 8/2001 Taniyama
- D458,301 S * 6/2002 Wang et al. D18/43
- D458,960 S * 6/2002 Wang et al. D18/43
- D458,961 S * 6/2002 Wang et al. D18/43

- D472,572 S 4/2003 Kaiho
- 6,671,482 B2 * 12/2003 DiIanni et al. 399/262
- 2003/0156861 A1 * 8/2003 Nagano et al. 399/262

FOREIGN PATENT DOCUMENTS

- JP D1165199 3/2002
- JP D1197338 3/2003
- JP D1197590 3/2003
- JP D1197591 3/2003

* cited by examiner

Primary Examiner—Caron D. Veynar

(74) *Attorney, Agent, or Firm*—Morrison & Foerster LLP

(57) **CLAIM**

The ornamental design for a toner storage container, as shown and described.

DESCRIPTION

FIG. 1 is a front, top and right side perspective view of a toner storage container showing my new design;
 FIG. 2 is a rear, bottom and left side perspective view thereof;
 FIG. 3 is a front elevational view thereof;
 FIG. 4 is a rear elevational view thereof;
 FIG. 5 is a top plan view thereof;
 FIG. 6 is a bottom plan view thereof;
 FIG. 7 is a left elevational view thereof; and,
 FIG. 8 is a right elevational view thereof.
 The broken lines shown in FIGS. 1-8 are for illustrative purposes only and form no part of the claimed design.

1 Claim, 4 Drawing Sheets

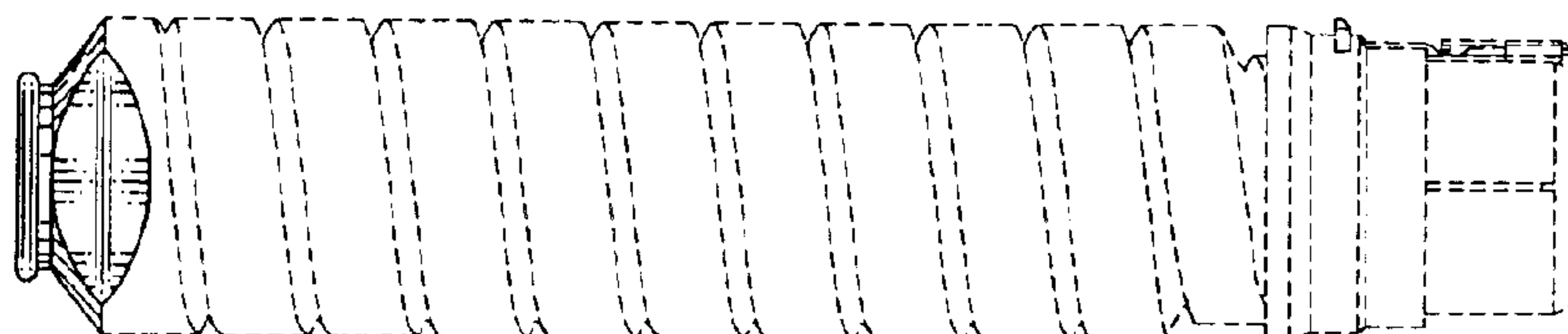
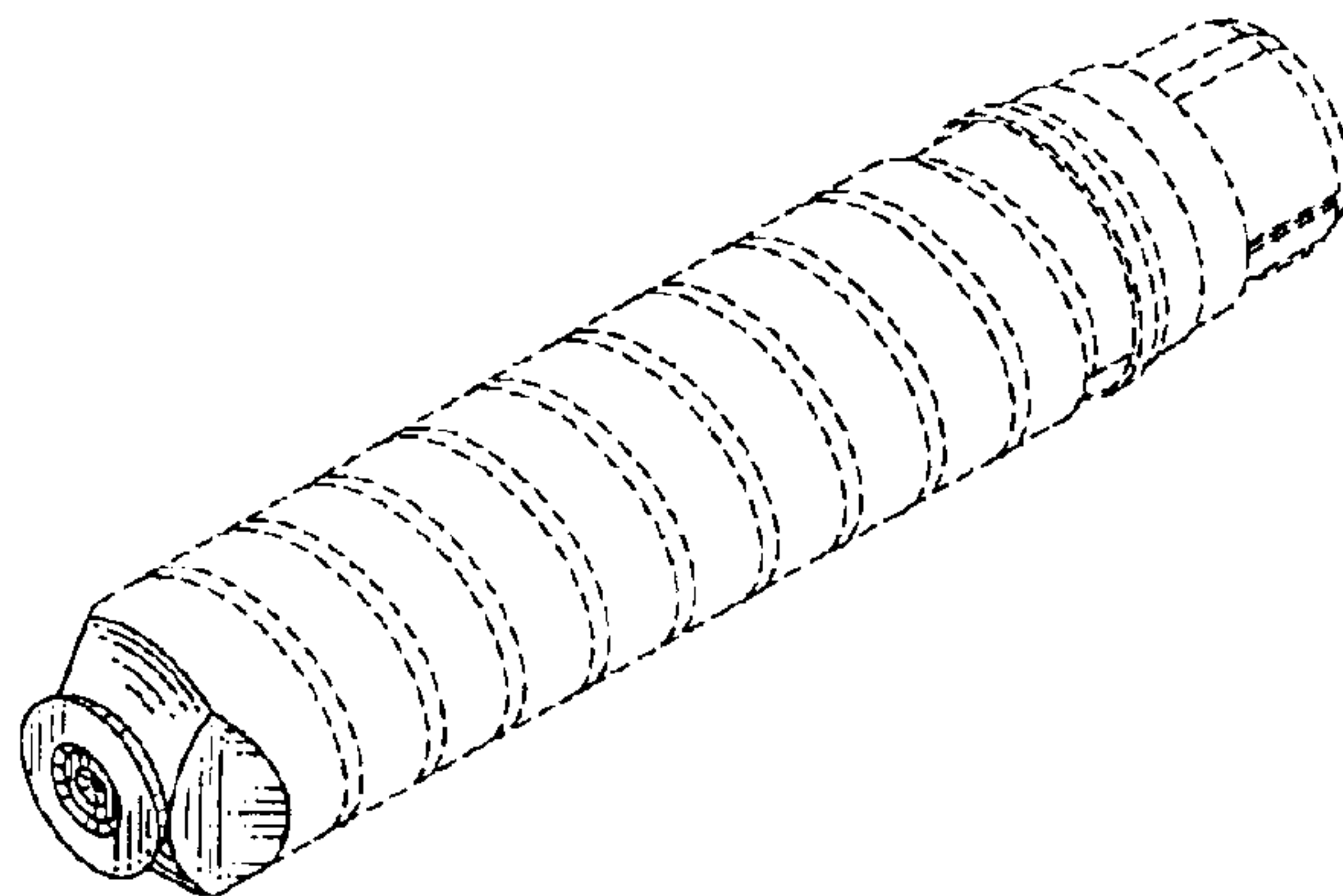


FIG. 1

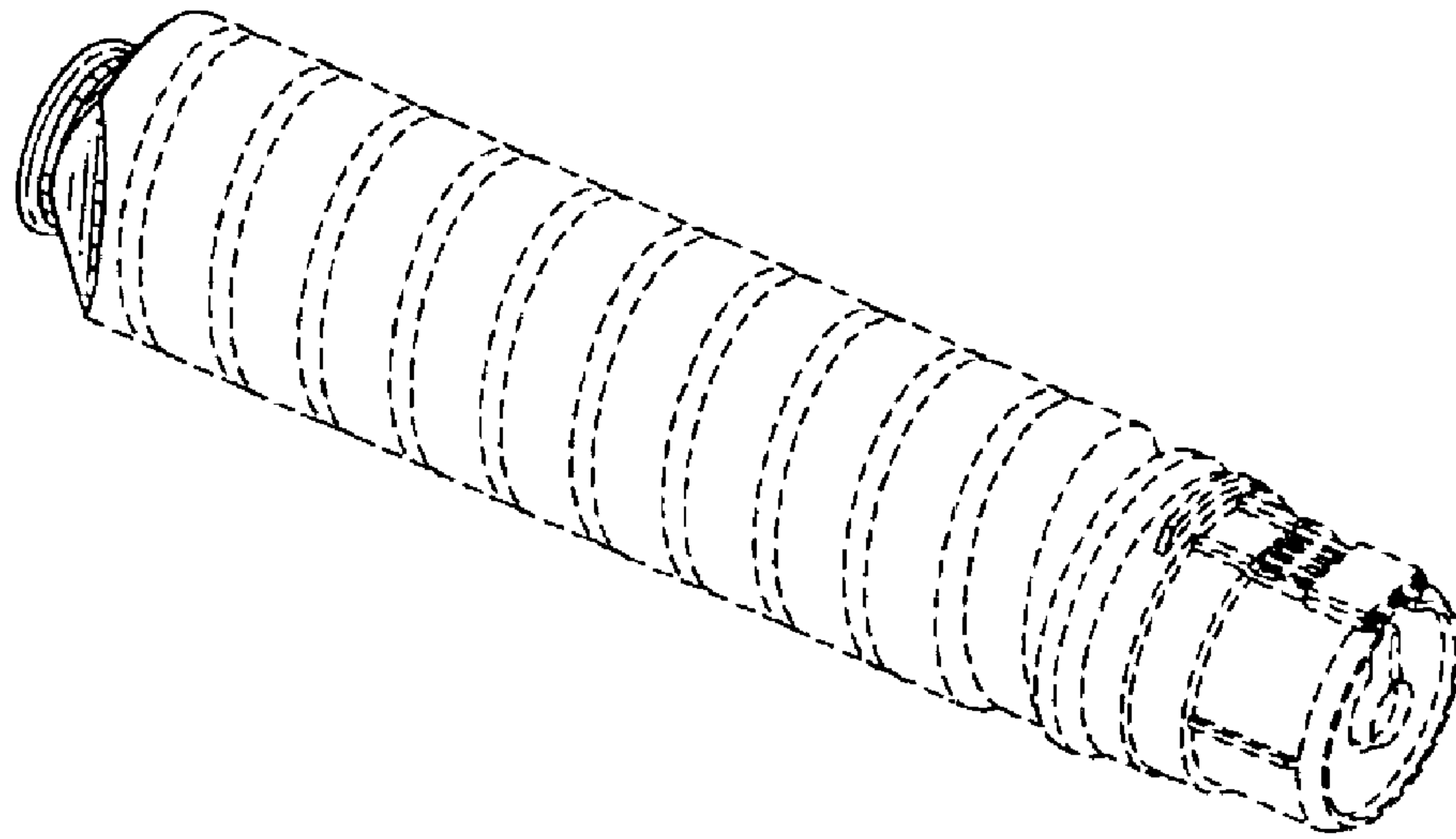


FIG. 2

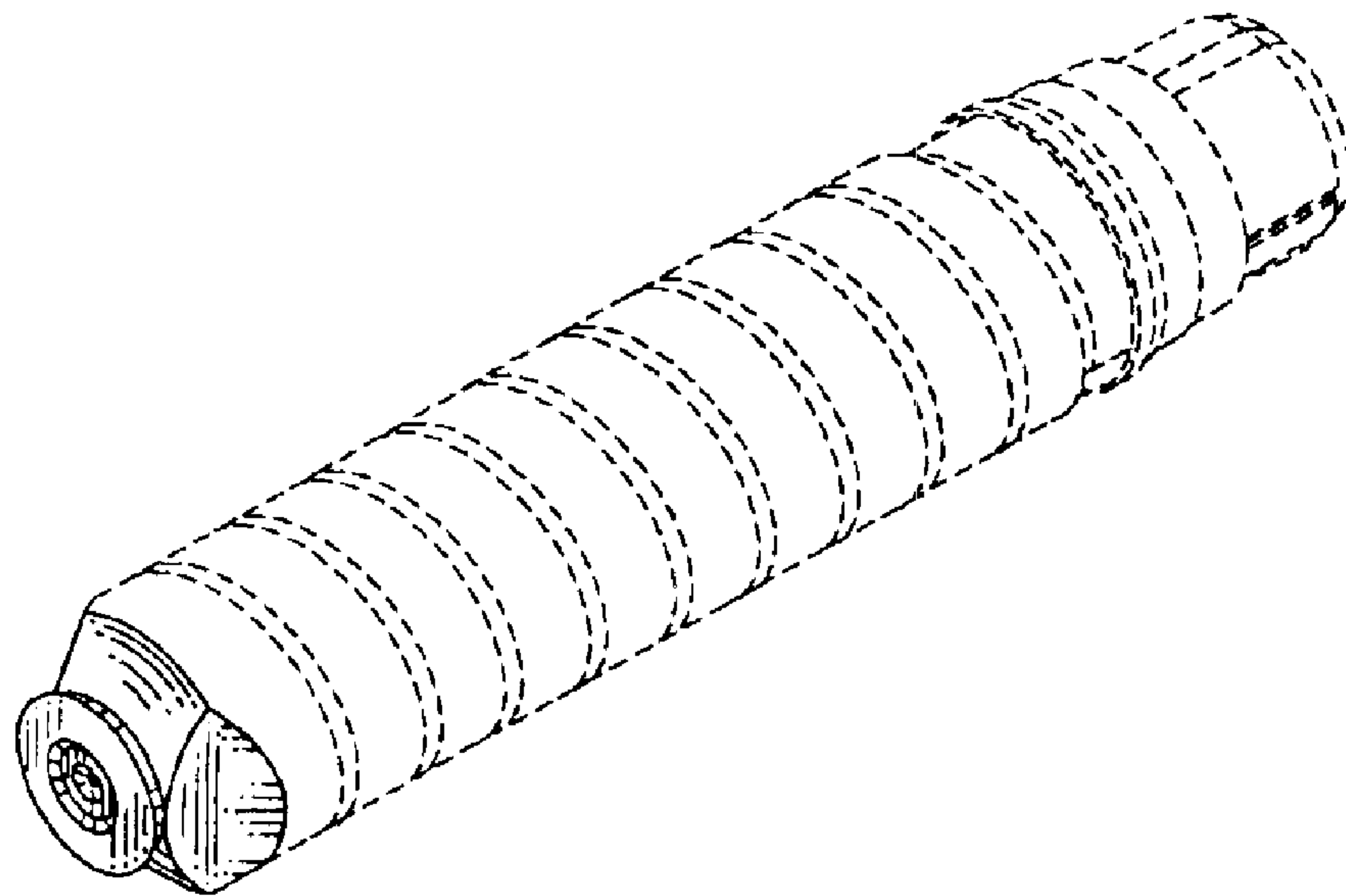


FIG. 3

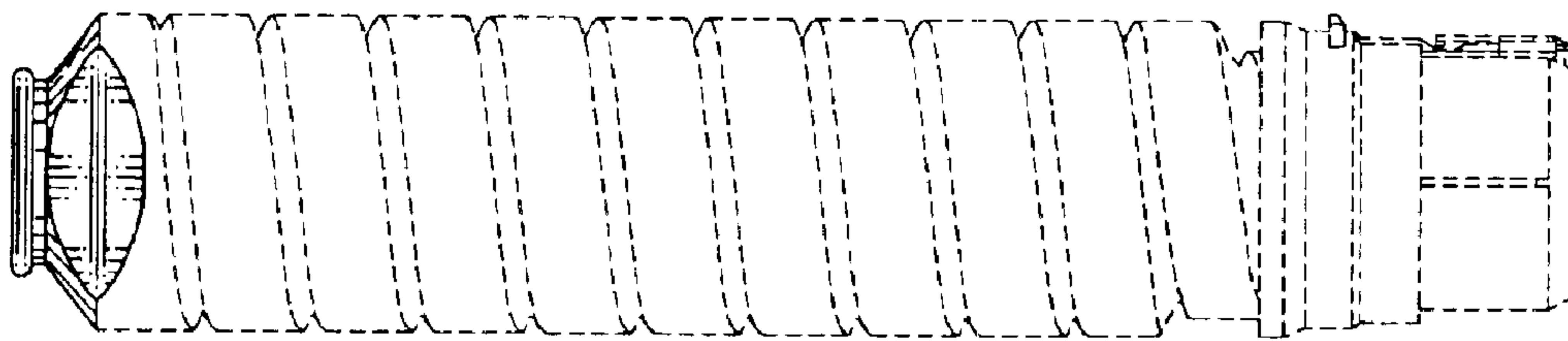


FIG. 4

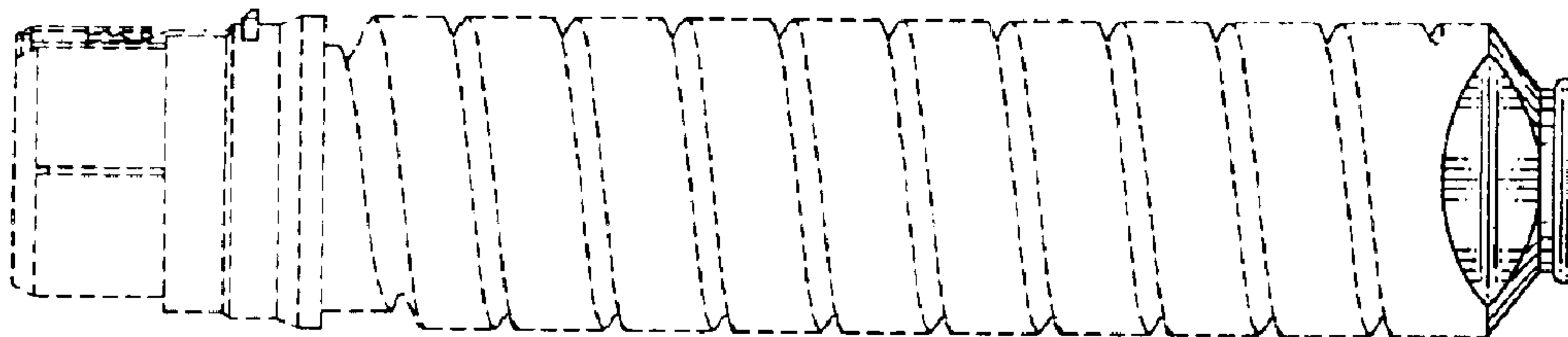


FIG. 5

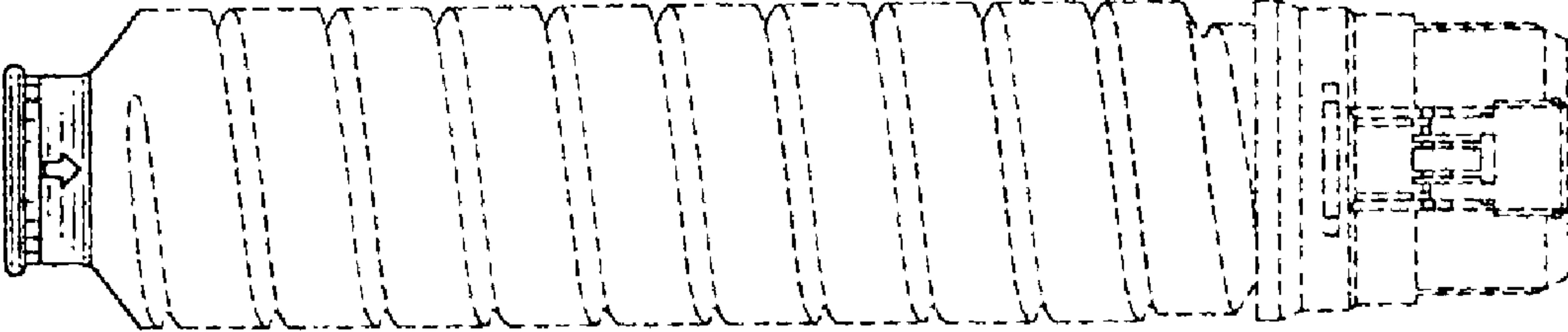


FIG. 6

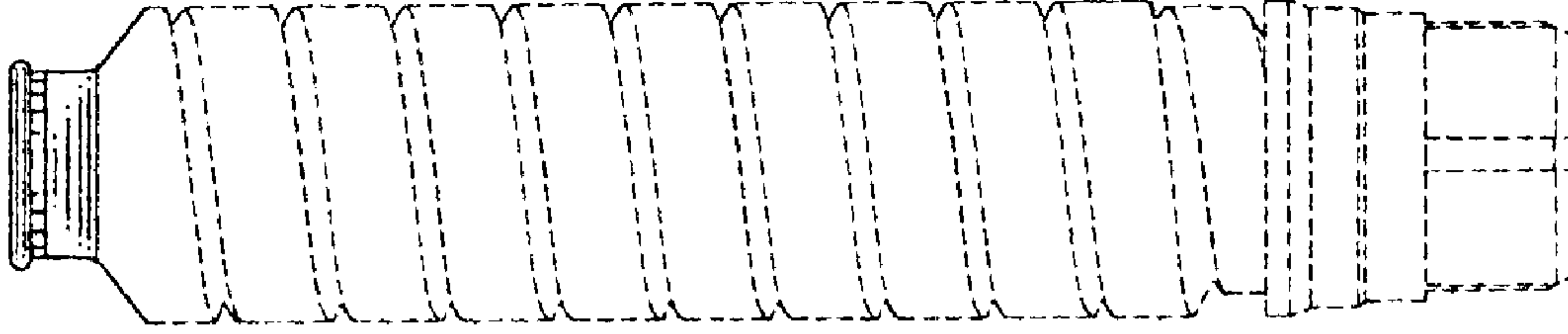


FIG. 7

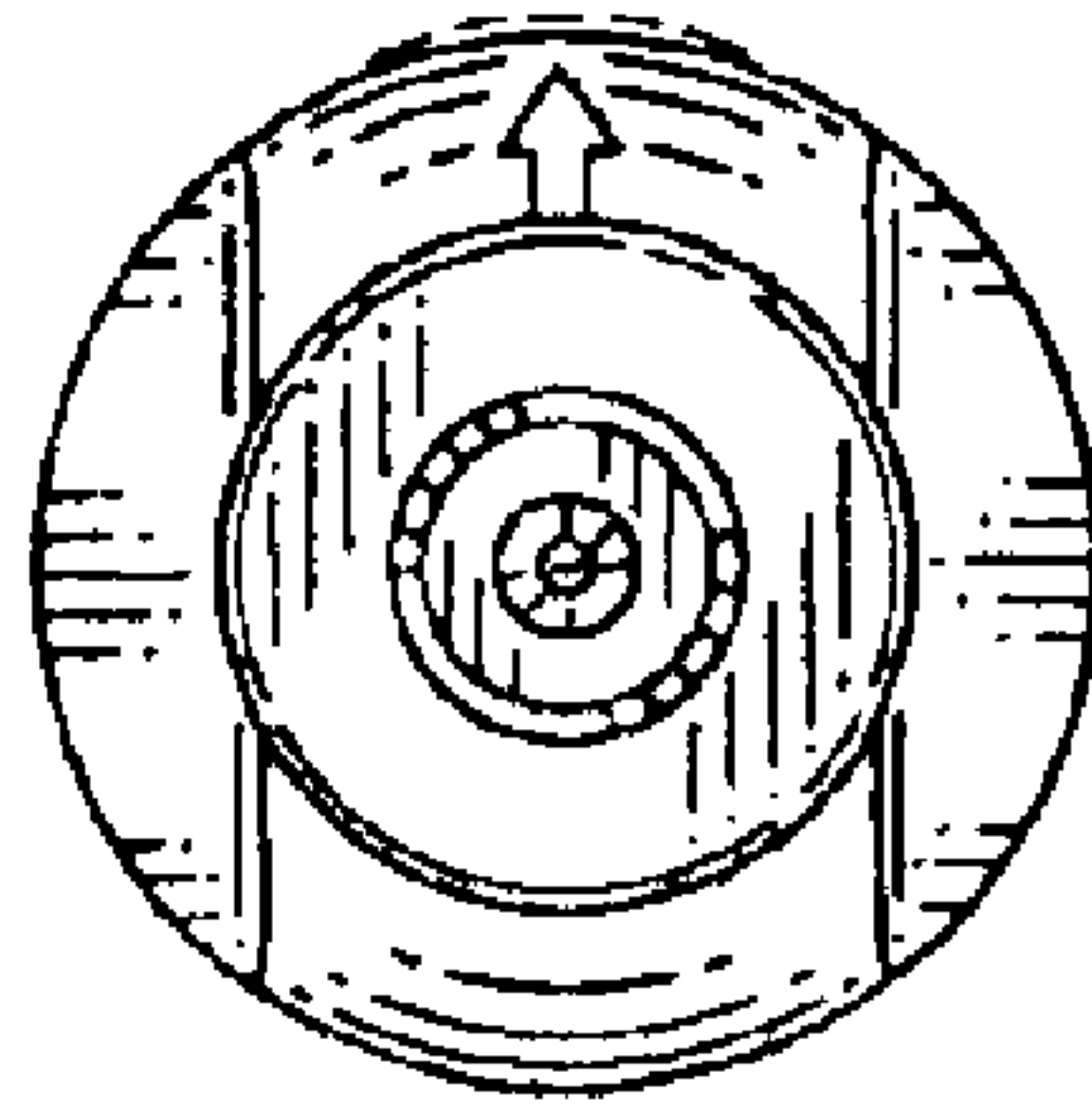


FIG. 8

