

US00D505688S

(12) **United States Design Patent**
Allen

(10) **Patent No.:** **US D505,688 S**
(45) **Date of Patent:** **** May 31, 2005**

(54) **BASKETBALL-SHAPED MAGNIFYING VIEWER**

Primary Examiner—Adir Aronovich
(74) *Attorney, Agent, or Firm—Troutman Sanders LLP*

(76) **Inventor:** **Keith W. Allen**, 4646 Arrow Wind Dr., Powder Springs, GA (US) 30127

(57) **CLAIM**

(**) **Term:** **14 Years**

The ornamental design of a basketball-shaped magnifying viewer, as shown and described.

(21) **Appl. No.:** **29/192,266**

(22) **Filed:** **Oct. 21, 2003**

DESCRIPTION

(51) **LOC (7) Cl.** **16-02**
(52) **U.S. Cl.** **D16/227; D21/714**
(58) **Field of Search** **D11/133; D16/221, D16/225, 227, 229; D21/713, 714, 781; 40/361-367; 353/115, 119, 120, 122, DIG. 3**

FIG. 1 is a perspective view of a basketball-shaped magnifying viewer showing my new design;
FIG. 2 is a front elevation of the viewer of FIG. 1, as seen from the viewing portal;
FIG. 3 is a rear elevation of the viewer of FIG. 1, as seen from the portal for receiving light;
FIG. 4 is a right side elevation of the viewer of FIG. 1;
FIG. 5 is a left side elevation of the viewer of FIG. 1;
FIG. 6 is a bottom plan view of the viewer of FIG. 1, the portion of an air inlet valve shown in broken lines is for illustrative purposes only and forms no part of the claimed design; and,
FIG. 7 is a top plan view of the viewer of FIG. 1.


(56) **References Cited**

U.S. PATENT DOCUMENTS

D386,227 S	*	11/1997	Hegenbarth et al.	D21/714
D401,605 S	*	11/1998	Shirley	D16/227
D421,033 S	*	2/2000	Shirley et al.	D16/227
D421,035 S	*	2/2000	Shirley et al.	D16/227
D432,604 S	*	10/2000	Scheiner	D21/714
D442,884 S	*	5/2001	Olinger	D11/133

* cited by examiner

1 Claim, 2 Drawing Sheets






FIG 1

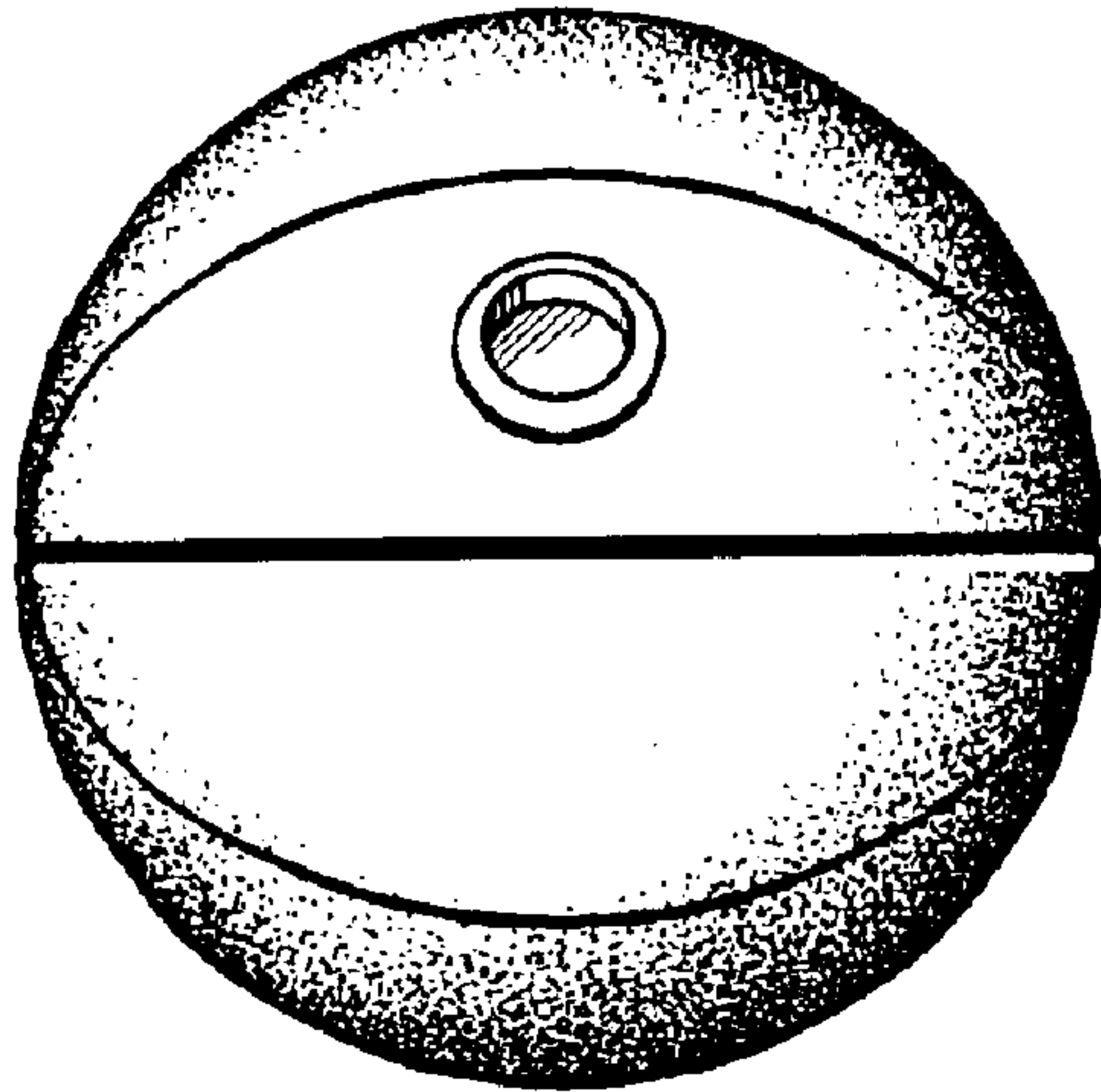


FIG 2

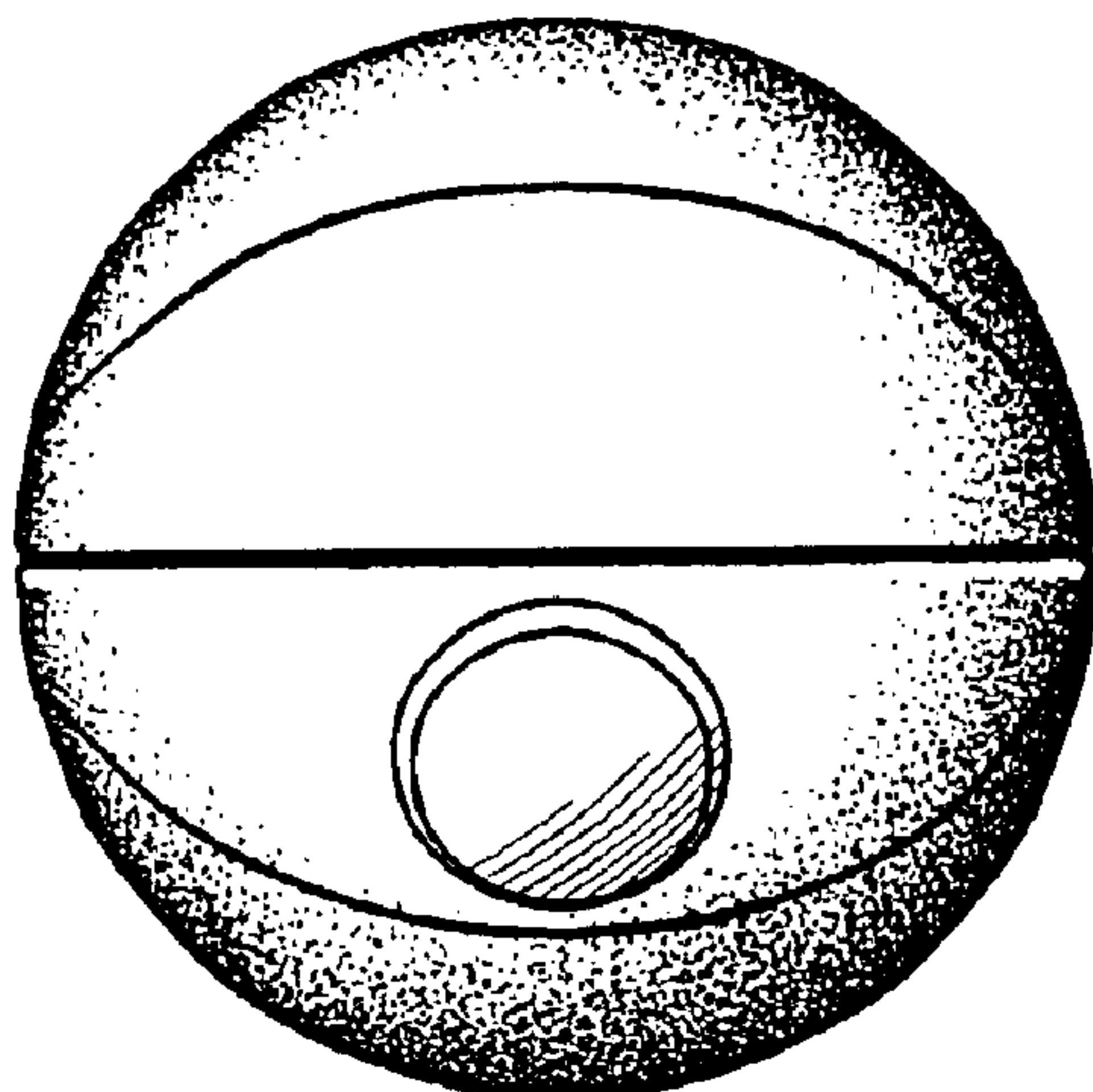


FIG 3




FIG 4




FIG 5

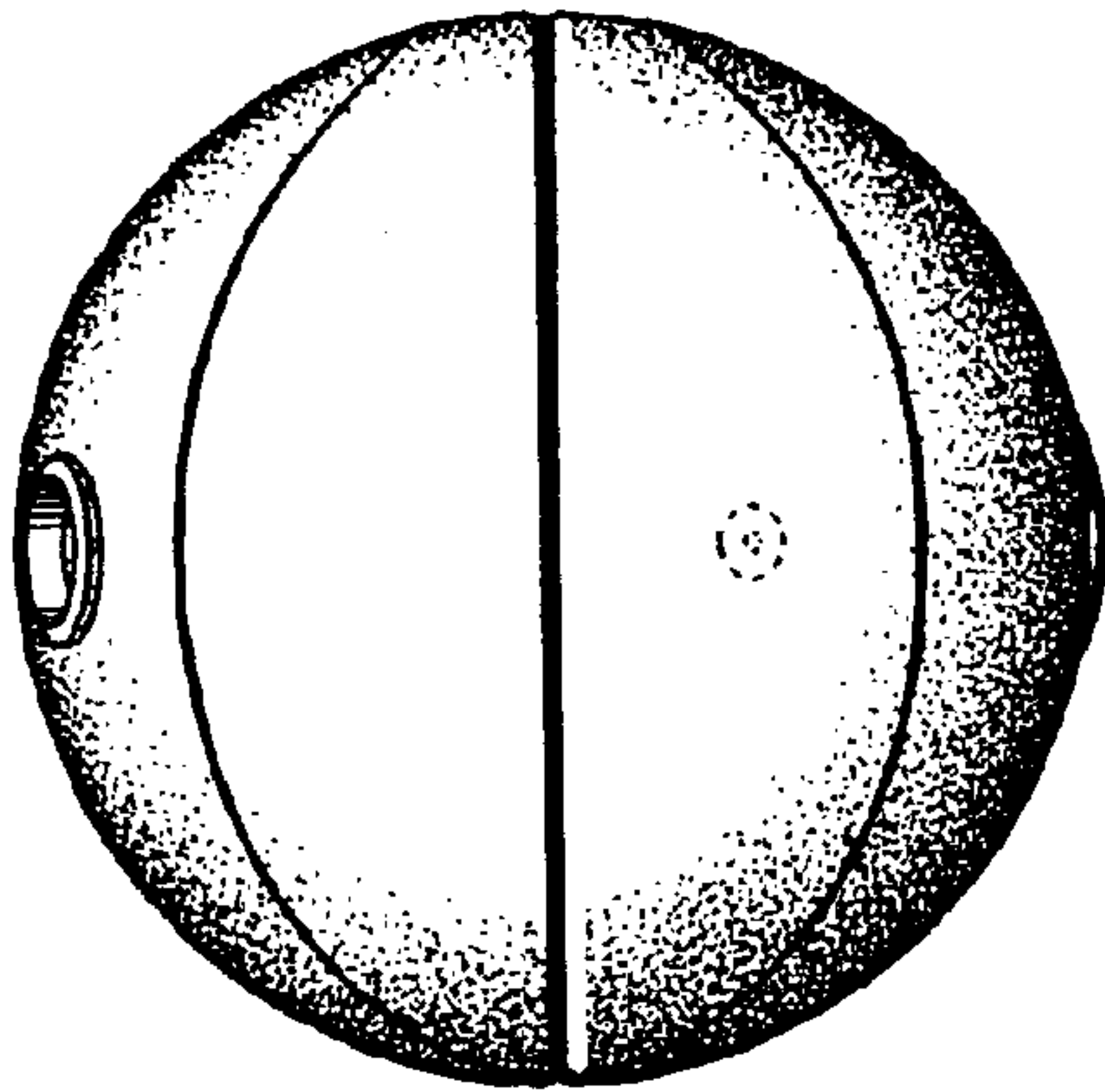


FIG 6

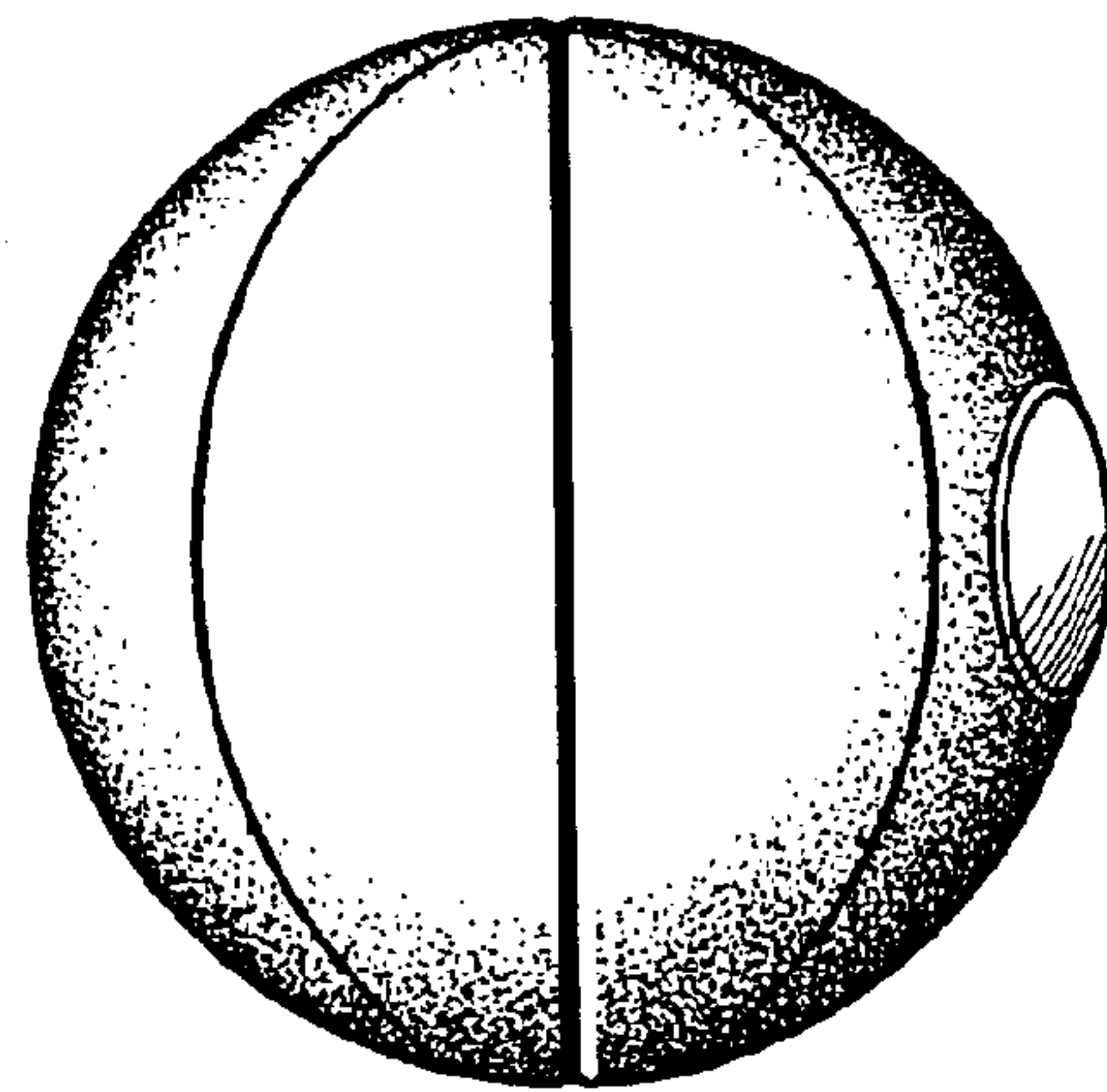


FIG 7