

US00D505668S

(12) **United States Design Patent**
Liu

(10) **Patent No.:** **US D505,668 S**

(45) **Date of Patent:** **** May 31, 2005**

(54) **PORTABLE ELECTRONIC DEVICE**

(76) **Inventor:** **Alan Liu**, 380 Valley Dr., Brisbane, CA
(US) 94005

(**) **Term:** **14 Years**

(21) **Appl. No.:** **29/202,165**

(22) **Filed:** **Mar. 26, 2004**

(51) **LOC (7) Cl.** **14-03**

(52) **U.S. Cl.** **D14/194; D14/188**

(58) **Field of Search** D14/188, 194,
D14/196, 496, 169, 204, 217, 265, 37;
D21/324, 333; 273/148 B; 463/1, 46, 47;
345/903, 905; 455/344–348; 349/58; 330/1 R,
207 R, 207 P, 156

(56) **References Cited**

U.S. PATENT DOCUMENTS

2,388,567 A	*	11/1945	Patterson, Jr.	455/351
D189,553 S	*	1/1961	Bold	D14/195
D209,288 S	*	11/1967	Spranger	D14/196
D273,382 S	*	4/1984	Okada et al.	D14/194
D313,021 S	*	12/1990	Ehrmann	D14/196
D373,126 S	*	8/1996	Taniguchi	D14/198
6,094,340 A	*	7/2000	Min	361/681
D458,256 S	*	6/2002	Liu	D14/375

6,445,385 B1	*	9/2002	Shin et al.	345/204
D477,303 S	*	7/2003	Niitsu	D14/188
D481,397 S	*	10/2003	Ashida et al.	D14/496
6,724,445 B2	*	4/2004	Natsuyama	349/58

* cited by examiner

Primary Examiner—Prabhakar Deshmukh

(74) *Attorney, Agent, or Firm*—Coudert Brothers LLP

(57) **CLAIM**

I claim the ornamental design for a portable electronic device, as shown and described.

DESCRIPTION

FIG. 1 is a perspective view of a portable electronic device with support legs extended.

FIG. 2 is a front view of FIG. 1.

FIG. 3 is a back view of FIG. 1.

FIG. 4 is a right side view of FIG. 1.

FIG. 5 is a left side view of FIG. 1.

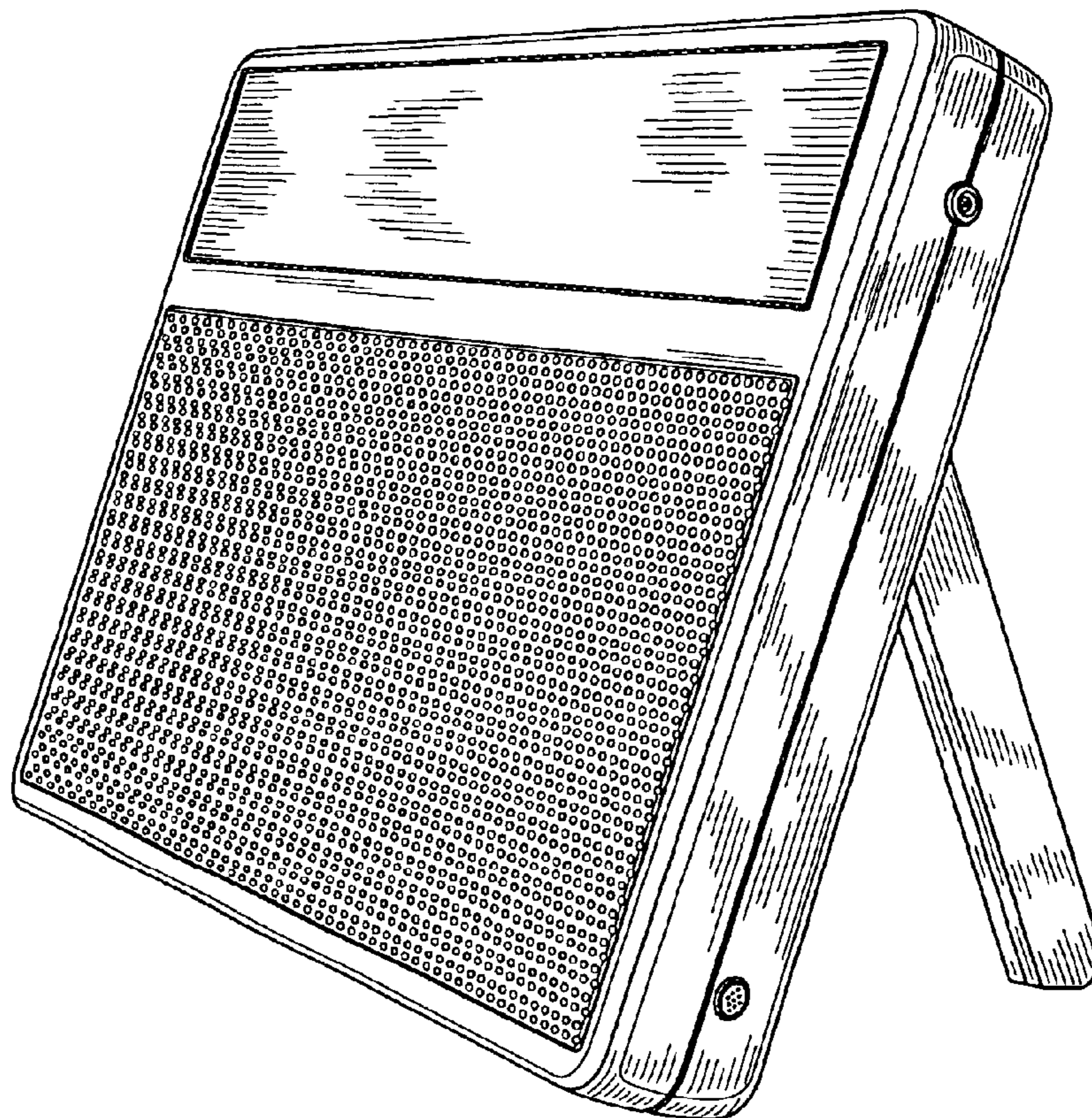
FIG. 6 is a top view of FIG. 1.

FIG. 7 is a bottom view of FIG. 1; and,

FIG. 8 is a perspective back view of a portable electronic device with support legs extended.

FIGS. 2–7 disclose a portable electronic device with its support legs shown in stored position.

1 Claim, 5 Drawing Sheets






FIG. 1




FIG. 2

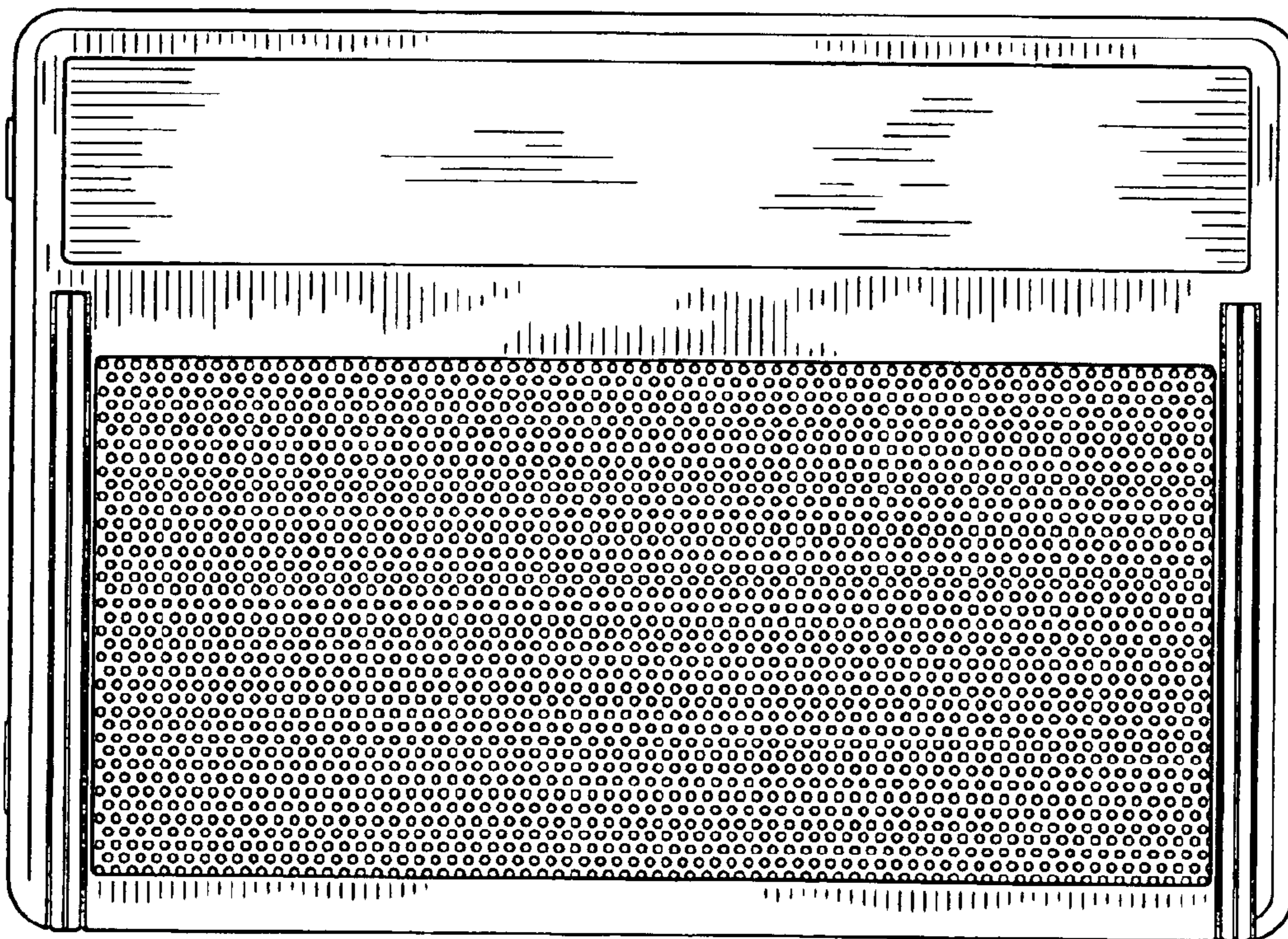


FIG. 3




FIG. 4

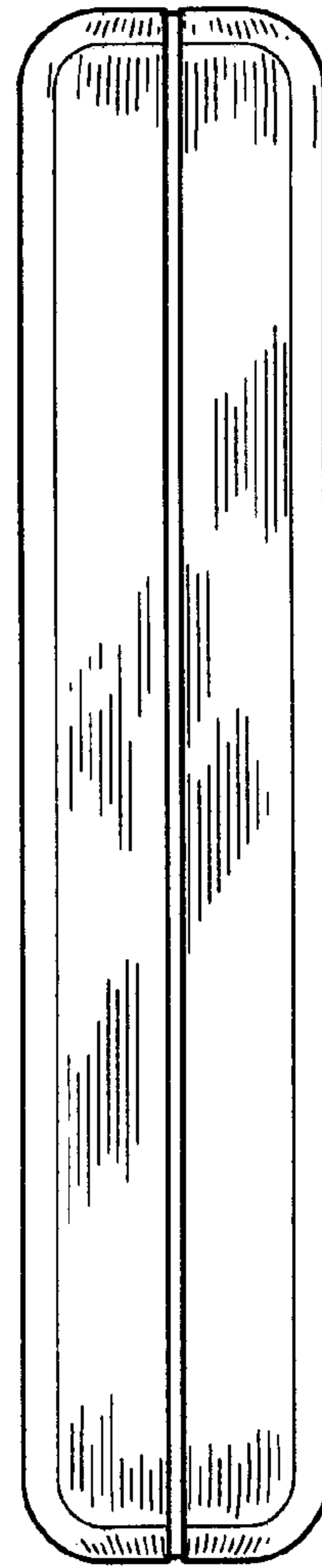


FIG. 5

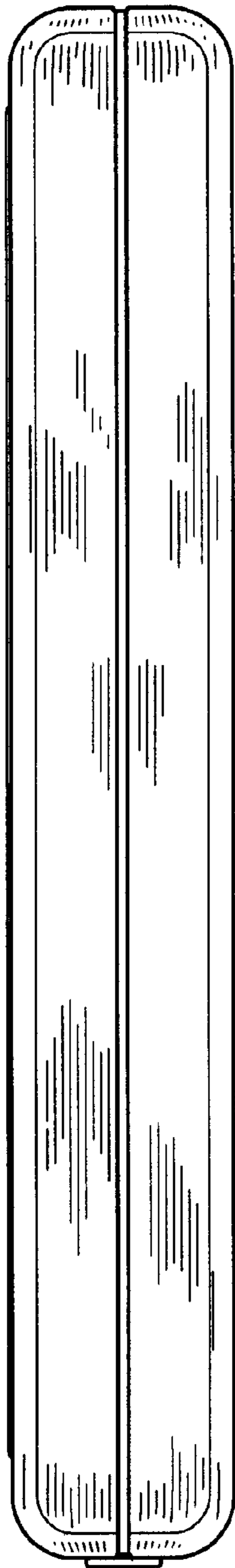


FIG. 6




FIG. 7

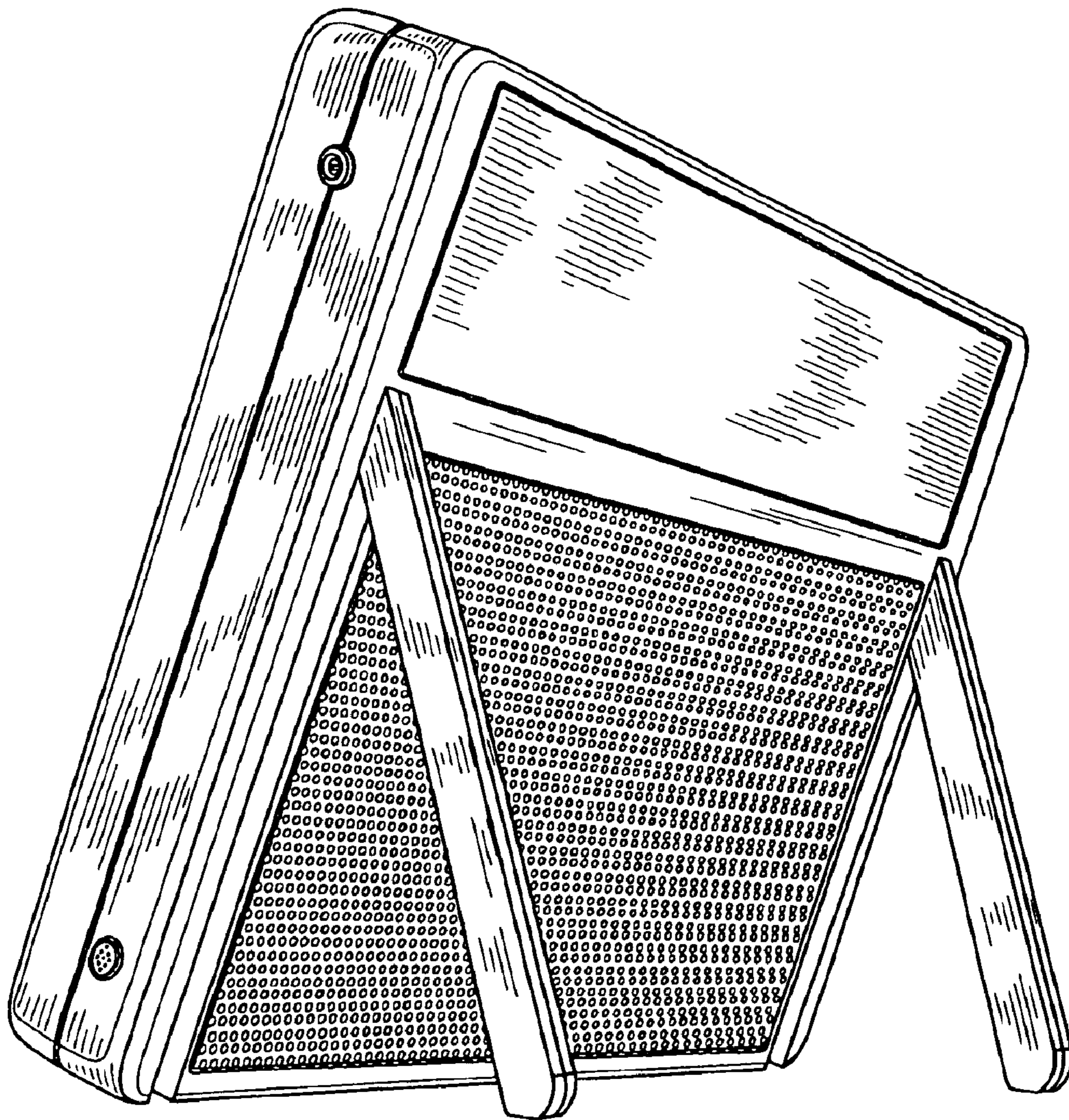


FIG. 8