

US00D505656S

(12) **United States Design Patent**
Seifert

(10) **Patent No.:** **US D505,656 S**

(45) **Date of Patent:** **** May 31, 2005**

(54) **TIRE TREAD**

(75) **Inventor:** **Shelley Seifert, Akron, OH (US)**

(73) **Assignee:** **Bridgestone/Firestone North
American Tire, LLC, Nashville, TN
(US)**

(**) **Term:** **14 Years**

(21) **Appl. No.:** **29/205,892**

(22) **Filed:** **May 21, 2004**

(51) **LOC (7) Cl.** **12-15**

(52) **U.S. Cl.** **D12/553**

(58) **Field of Search** D12/544, 546,
D12/559, 563-567, 600-603; 152/209.1,
209.8, 209.28

(56) **References Cited**

U.S. PATENT DOCUMENTS

D191,974 S	*	12/1961	Johnson, Jr.	D12/547
D322,950 S		1/1992	Overhoff et al.	
D354,029 S		1/1995	Voigt et al.	
5,435,366 A		7/1995	Voigt et al.	
D379,787 S		6/1997	Maxwell et al.	
D395,856 S		7/1998	Horie et al.	
D416,835 S		11/1999	Iida et al.	
D419,117 S		1/2000	Ratliff, Jr.	
D431,800 S		10/2000	Heinen et al.	
D437,269 S		2/2001	Slingluff	
D451,868 S		12/2001	Graas et al.	
D455,116 S		4/2002	Graas et al.	

D456,764 S	5/2002	Heinen et al.
D467,864 S	12/2002	Whetzel et al.
D473,183 S	4/2003	Murata
2002/0062892 A1	5/2002	Himuro

OTHER PUBLICATIONS

Toyo Proxes FZ4 Tire, 2003 Tread Design Guide, Jan. 2003, p. 59. 4/3.*

* cited by examiner

Primary Examiner—Robert M. Spear

(74) *Attorney, Agent, or Firm*—Michael R. Huber

(57) **CLAIM**

The ornamental design for a tire tread, as shown and described.

DESCRIPTION

FIG. 1 is a side perspective view of a tire tread showing my new design, it being understood that the tread pattern is repeated throughout the circumference of the tire tread, the opposite side being the same as that shown;

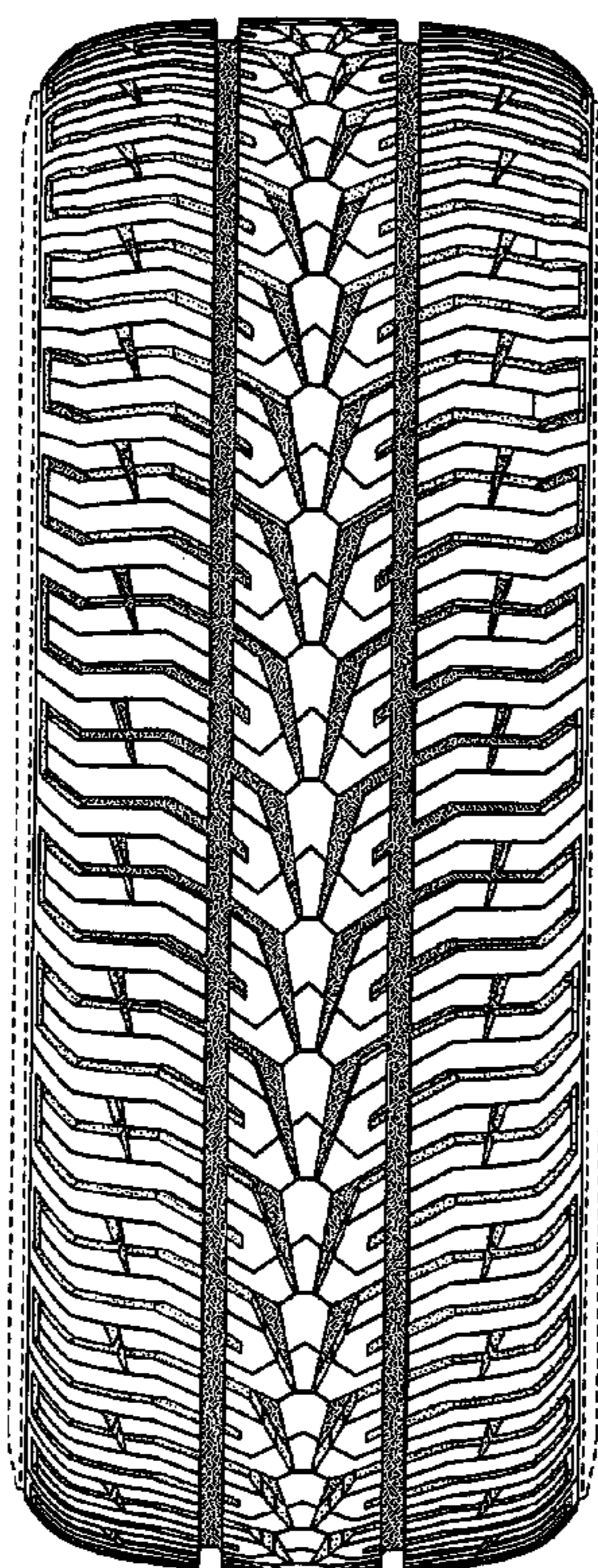
FIG. 2 is a front elevational view thereof;

FIG. 3 is a side elevational view of the right side thereof, the opposite sides being a mirror image thereof; and,

FIG. 4 is an enlarged fragmentary front elevational view thereof.

The broken lines defining the tire sidewall, inner bead, and the peripheral boundary between the claimed tire tread and sidewall are for illustrative purposes only and form no part of the claimed design.

1 Claim, 4 Drawing Sheets



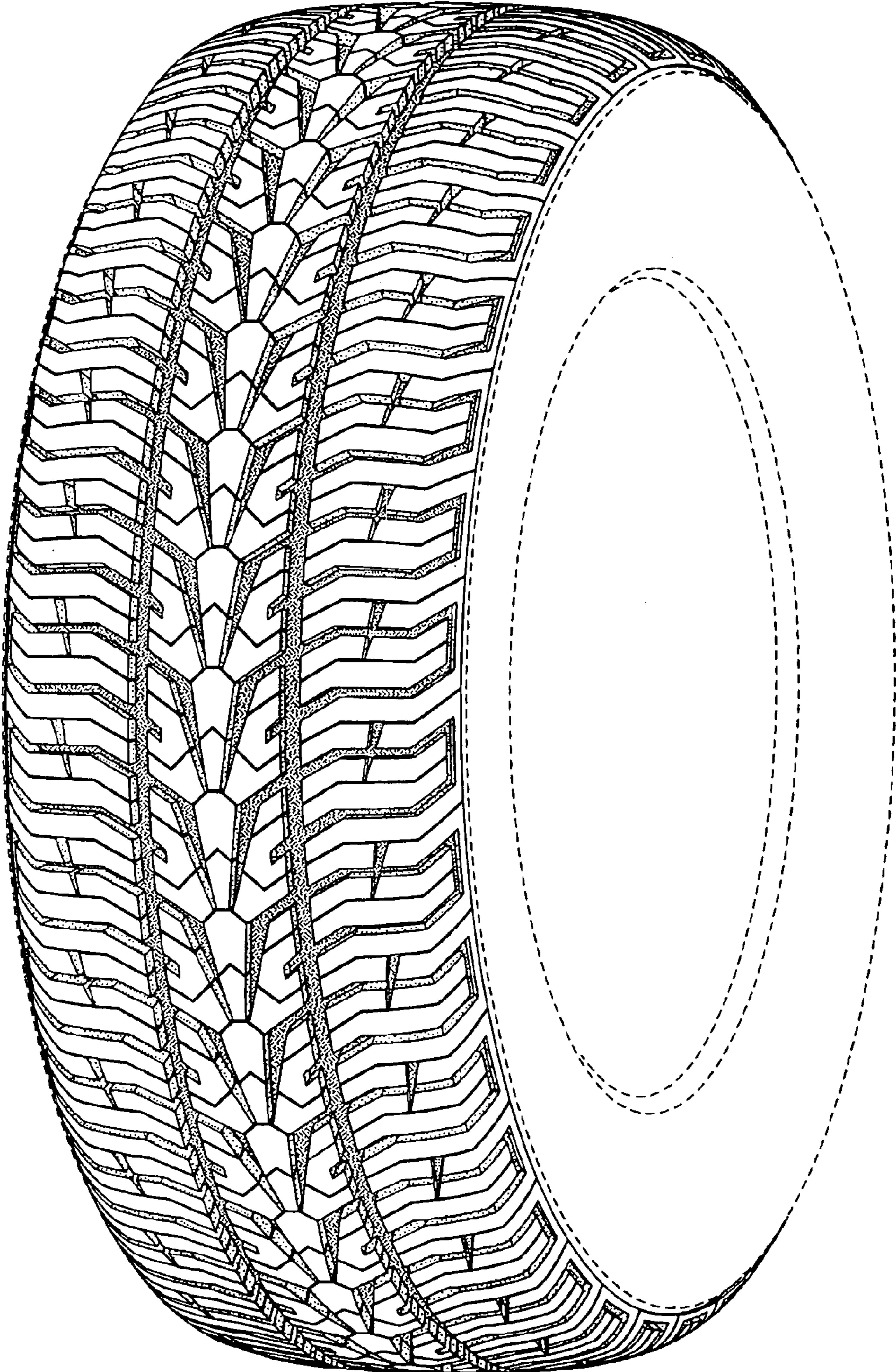


FIG-1

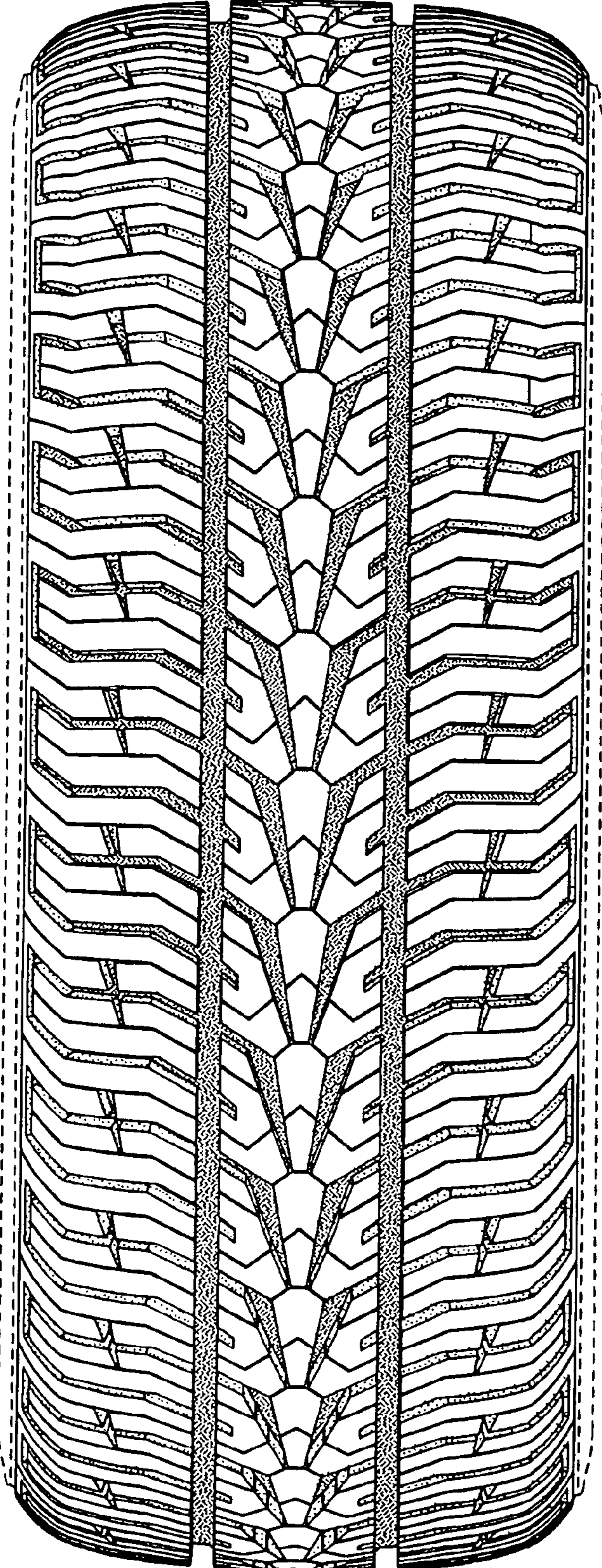


FIG-2

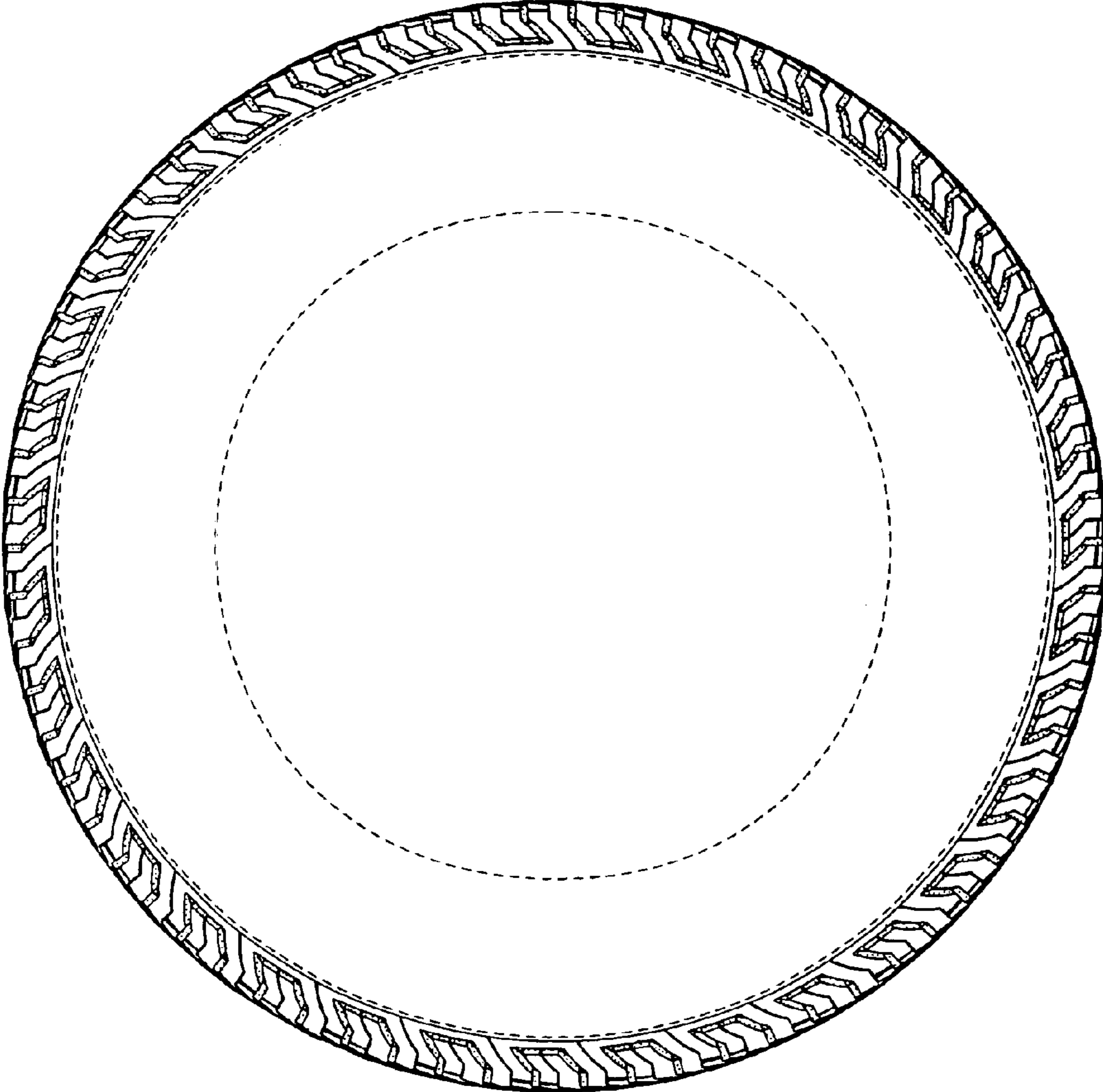


FIG-3

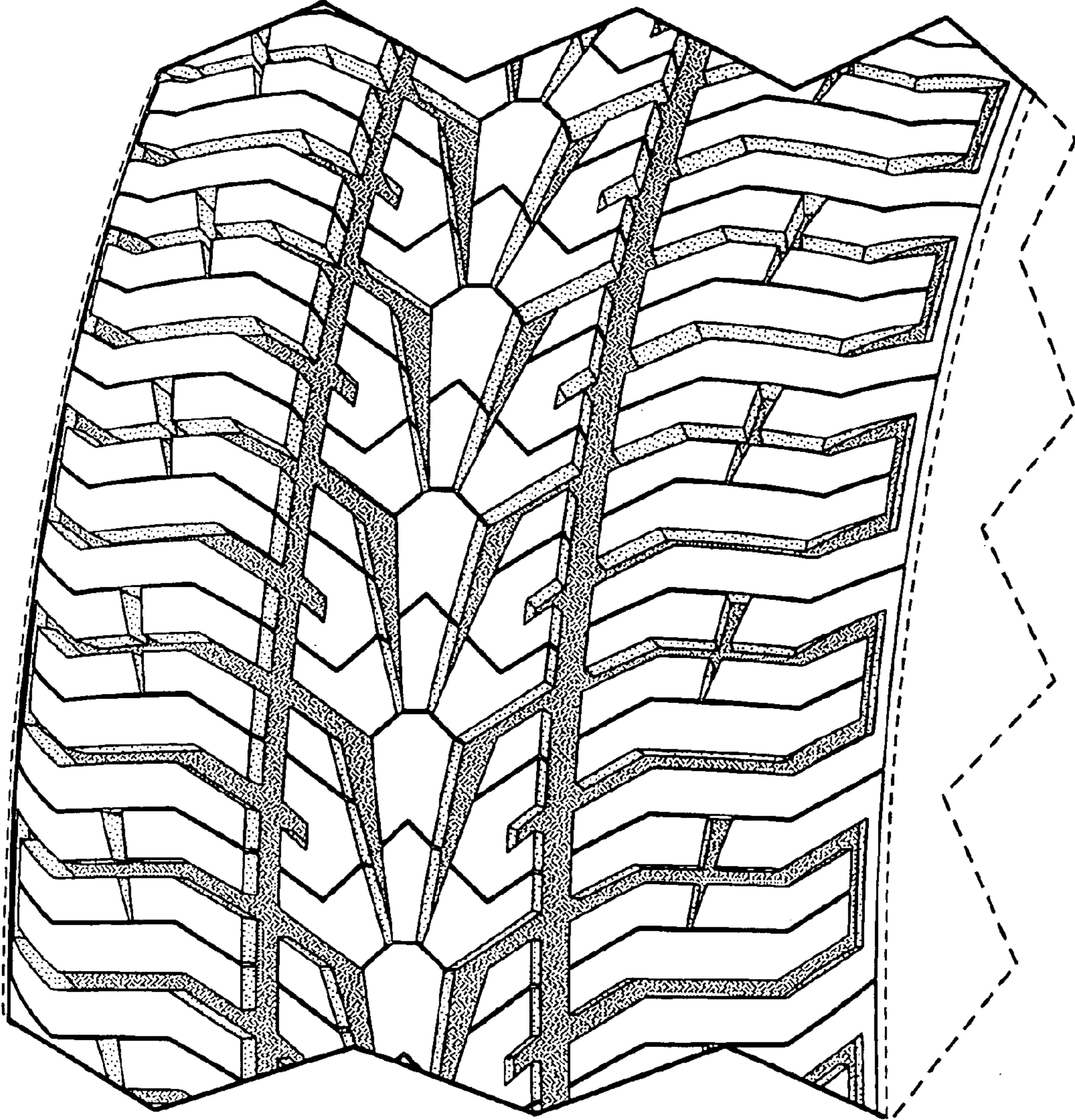


FIG-4