

US00D505644S

(12) **United States Design Patent**
Fitzgerald

(10) **Patent No.:** **US D505,644 S**

(45) **Date of Patent:** **** May 31, 2005**

(54) **SPORTS BOARD FOR CARRYING A RIDER**

(75) **Inventor:** **David J. Fitzgerald**, Hayward, CA
(US)

(73) **Assignee:** **Wham-O, Inc.**, Emeryville, CA (US)

(**) **Term:** **14 Years**

(21) **Appl. No.:** **29/180,868**

(22) **Filed:** **Apr. 30, 2003**

Related U.S. Application Data

(63) Continuation of application No. 29/156,976, filed on Mar. 8, 2002, now Pat. No. Des. 476,266.

(51) **LOC (7) Cl.** **12-14**

(52) **U.S. Cl.** **D12/11**

(58) **Field of Search** D12/6, 9-10, 11;
D21/759, 766, 769-770; 280/845, 14.1,
16, 18, 18.1, 21.1, 22, 22.1, 28.11; 441/65,
68, 74, 129-135

(56) **References Cited**

U.S. PATENT DOCUMENTS

- D194,646 S * 2/1963 Del Mar D21/769
- D195,384 S * 6/1963 Delmar D21/769
- D199,470 S * 10/1964 Ziff D21/770
- D216,530 S * 2/1970 Ziff D12/11
- 4,561,664 A * 12/1985 Cashmere 280/18
- 5,106,109 A * 4/1992 Tattersall et al. D21/76

- 5,114,370 A * 5/1992 Moran 441/65
- D356,618 S * 3/1995 Fleming D21/769
- D377,072 S * 12/1996 Ilejay D21/769

* cited by examiner

Primary Examiner—Nelson C. Holtje

(74) *Attorney, Agent, or Firm*—Kolisch Hartwell, P.C.

(57) **CLAIM**

The ornamental design for a sports board for carrying a rider, as shown and described.

DESCRIPTION

FIG. 1 is a perspective view of a sports board constructed in accordance with a first embodiment of the present invention; FIG. 2 is a left or right side view of the sports board of FIG. 1;

FIG. 3 is a top plan view of the sports board of FIG. 1; FIG. 4 is a bottom plan view of the sports board of FIG. 1; FIG. 5 is a rear end view of the sports board of FIG. 1; FIG. 6 is a front end view of the sports board of FIG. 1; FIG. 7 is a perspective view of a sports board constructed in accordance with a second embodiment of the present invention;

FIG. 8 is a left or right side view of the sports board of FIG. 7;

FIG. 9 is a top plan view of the sports board of FIG. 7; FIG. 10 is a bottom plan view of the sports board of FIG. 7; FIG. 11 is a rear end view of the sports board of FIG. 7; and, FIG. 12 is a front end view of the sports board of FIG. 7.

1 Claim, 2 Drawing Sheets

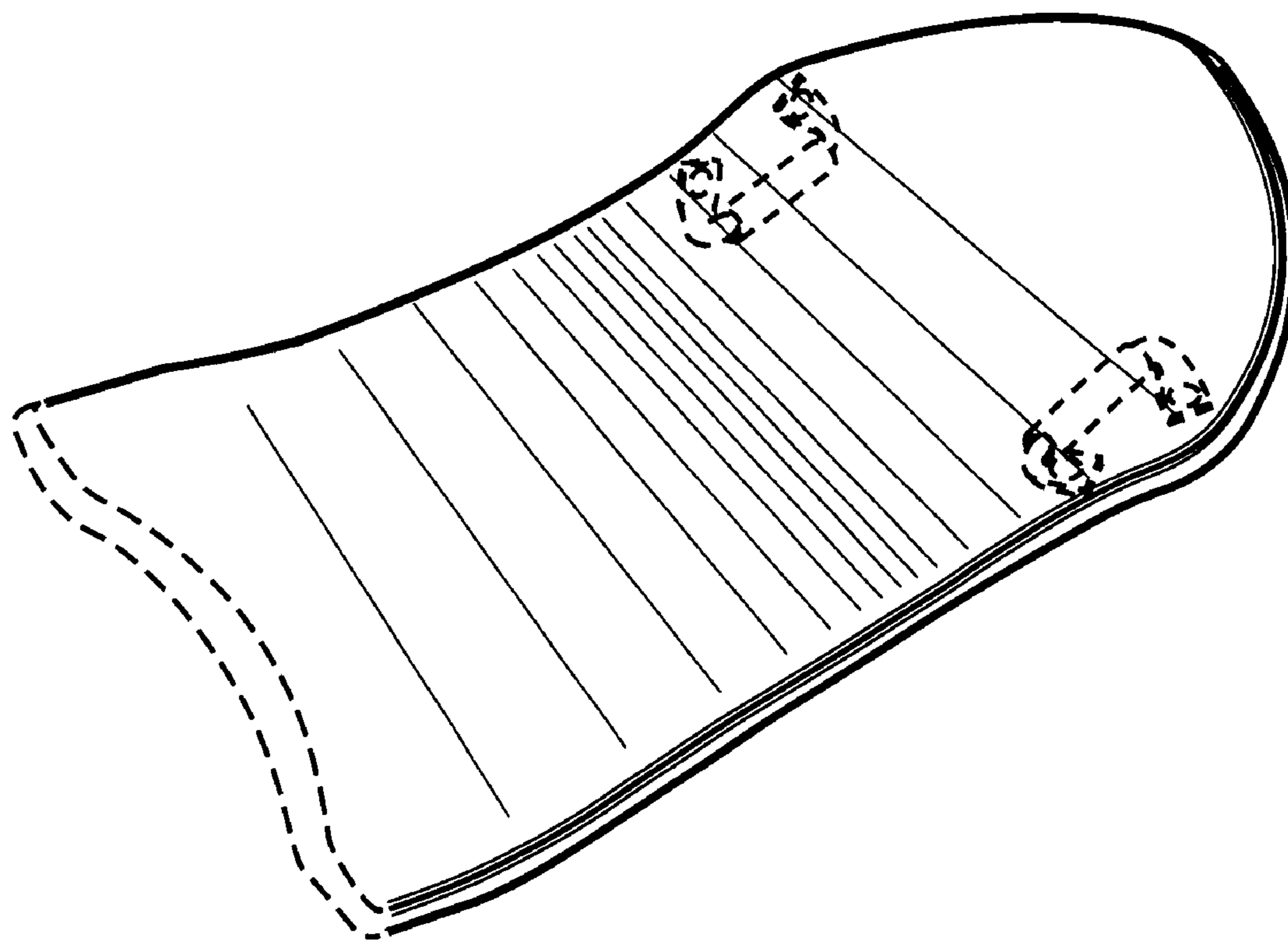


FIG. 1

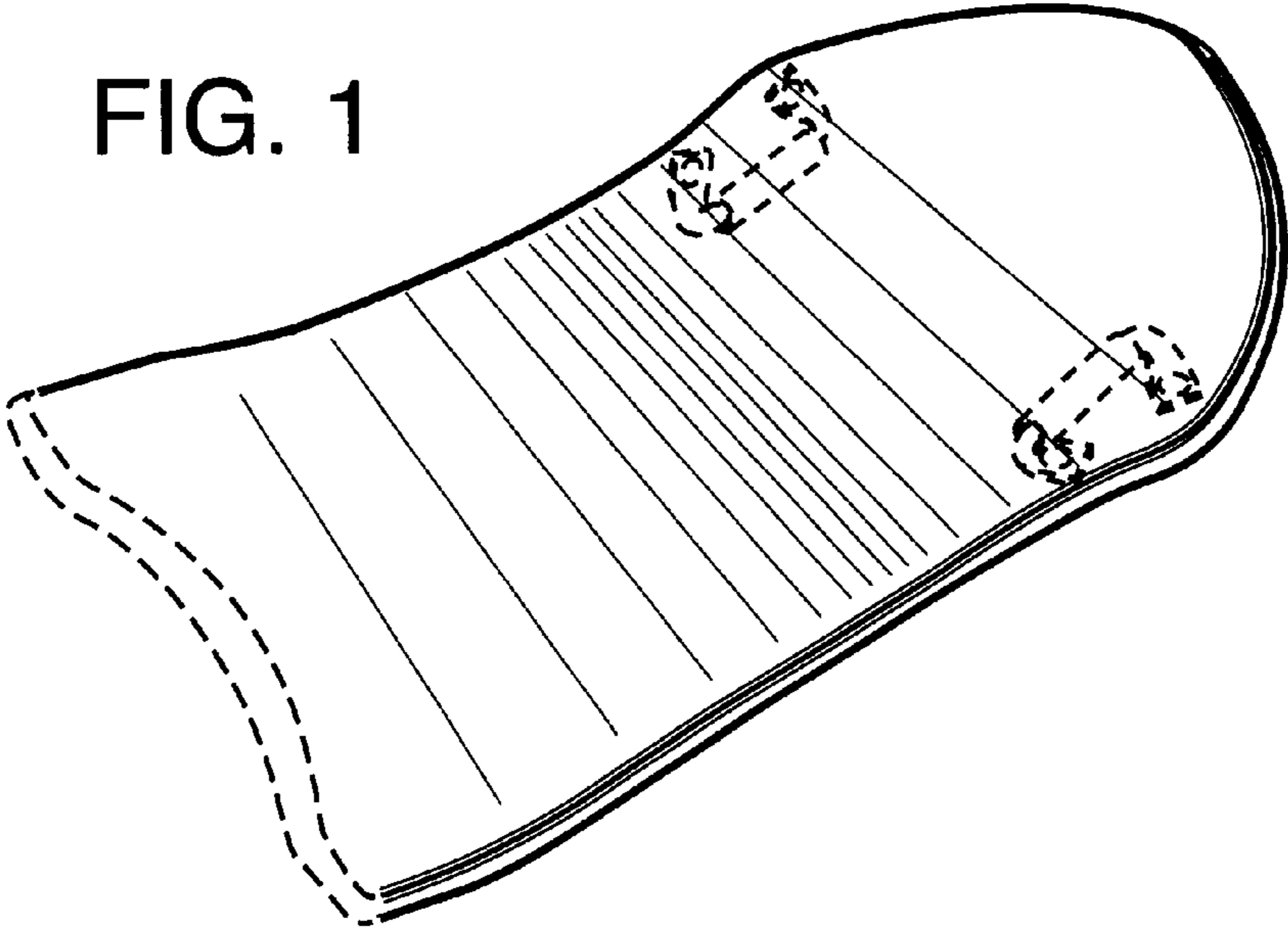


FIG. 2



FIG. 3




FIG. 4




FIG. 5



FIG. 6



FIG. 7

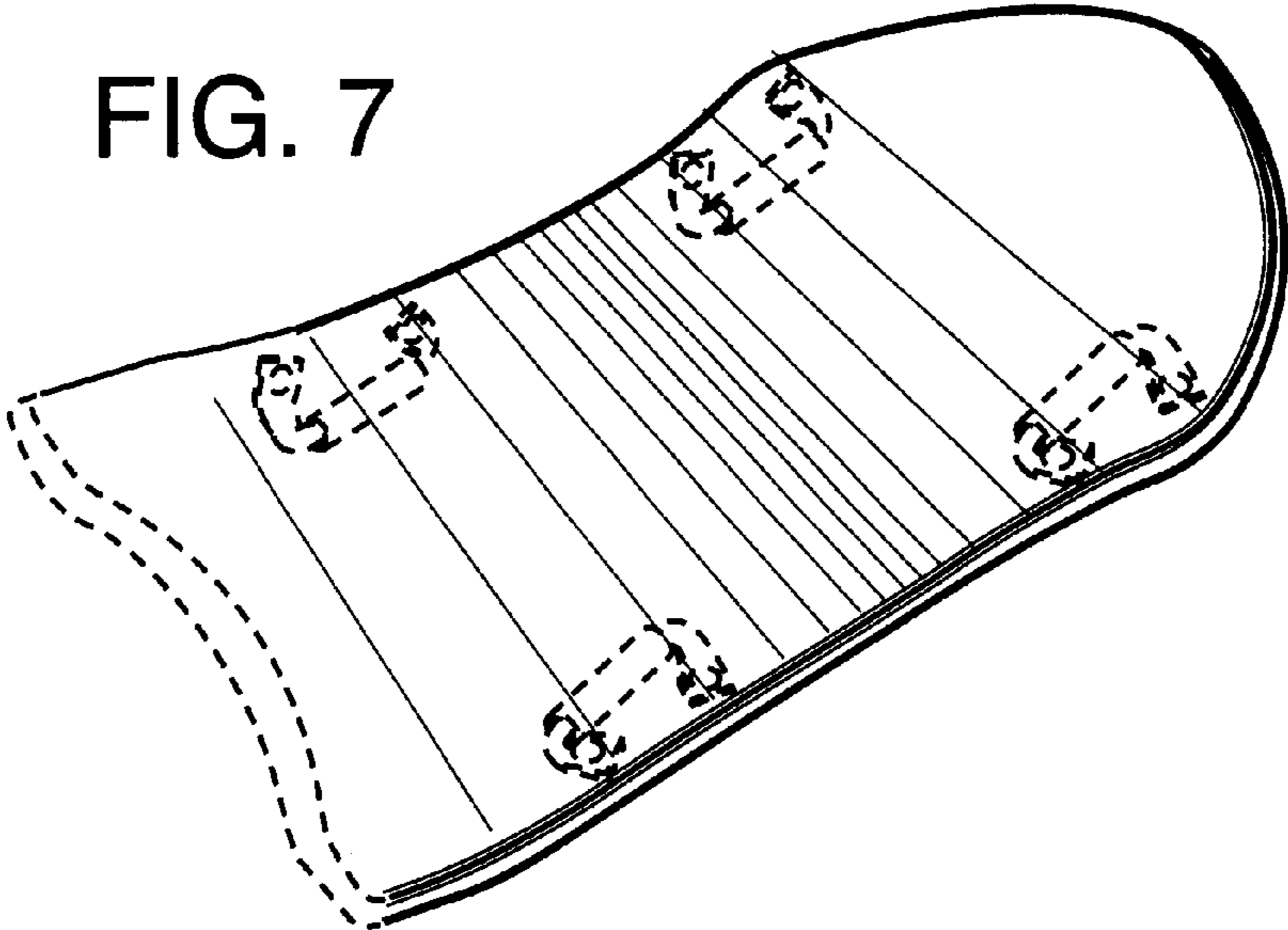


FIG. 8



FIG. 9

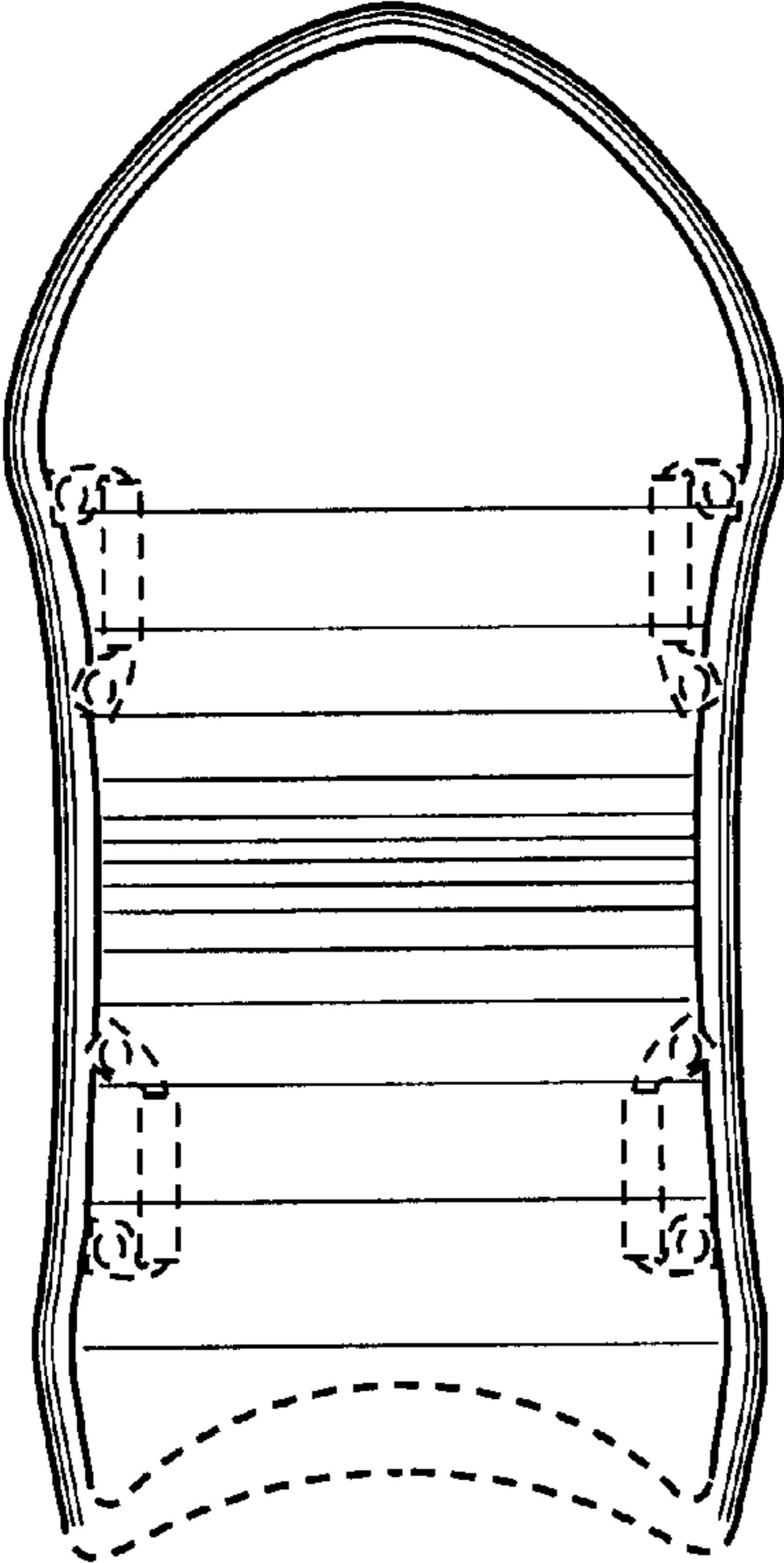


FIG. 10

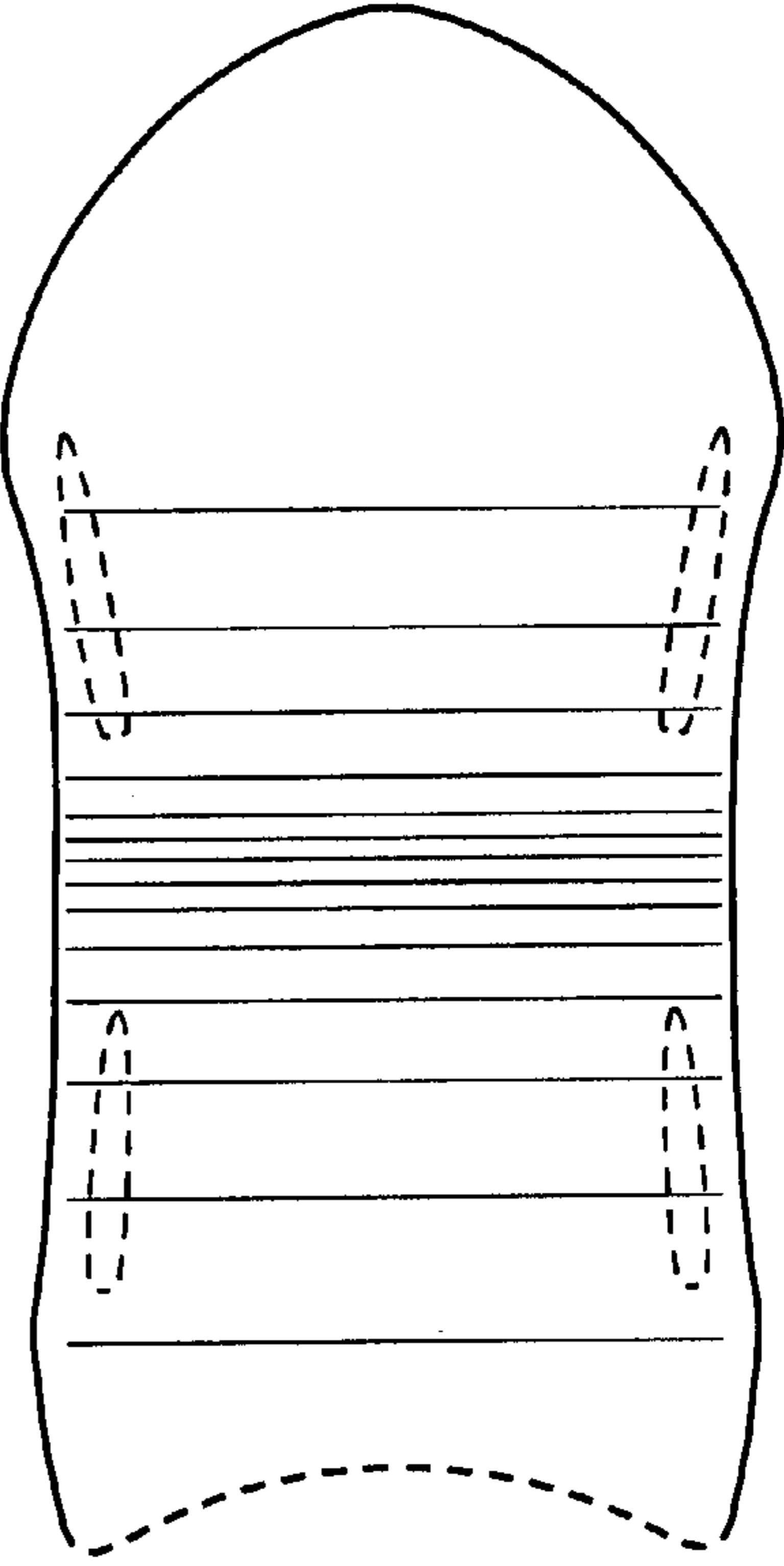


FIG. 11



FIG. 12

