

US00D505640S

(12) **United States Design Patent**
Star

(10) **Patent No.:** **US D505,640 S**

(45) **Date of Patent:** **** May 31, 2005**

(54) **DOUBLE SPIRAL WIND ORNAMENT**

(75) Inventor: **Tim Star**, Kilauea, HI (US)

(73) Assignee: **The Wind Deva Company**, Kapaa, HI (US)

(**) Term: **14 Years**

(21) Appl. No.: **29/193,258**

(22) Filed: **Nov. 7, 2003**

(51) **LOC (7) Cl.** **11-02**

(52) **U.S. Cl.** **D11/141; D11/131**

(58) **Field of Search** D11/7, 18, 20, D11/23, 43, 45, 78, 79, 85, 117-121, 131, 141, 164, 185; D6/580, 581; D26/113, 154; D28/25, 39-42; 428/7-12, 19, 21, 27, 28; 63/1.16, 13, 34

(56) **References Cited**

U.S. PATENT DOCUMENTS

1,976,093 A	*	10/1934	Raymond	428/28
2,117,501 A	*	5/1938	Raymond	428/28
D124,315 S	*	12/1940	Krantz et al.	D11/121
4,497,186 A	*	2/1985	Mason	63/13

4,916,752 A	*	4/1990	Thompson	40/427
5,589,238 A	*	12/1996	Ruff	428/10
D399,780 S	*	10/1998	Kauderer	D11/131
D413,078 S		8/1999	Hanson		
D449,792 S		10/2001	Nadeau et al.		
D463,317 S		9/2002	Bull		
D479,482 S		9/2003	Seegers		
D480,325 S		10/2003	Bull		
D483,688 S		12/2003	Kent et al.		

* cited by examiner

Primary Examiner—Catherine Tuttle

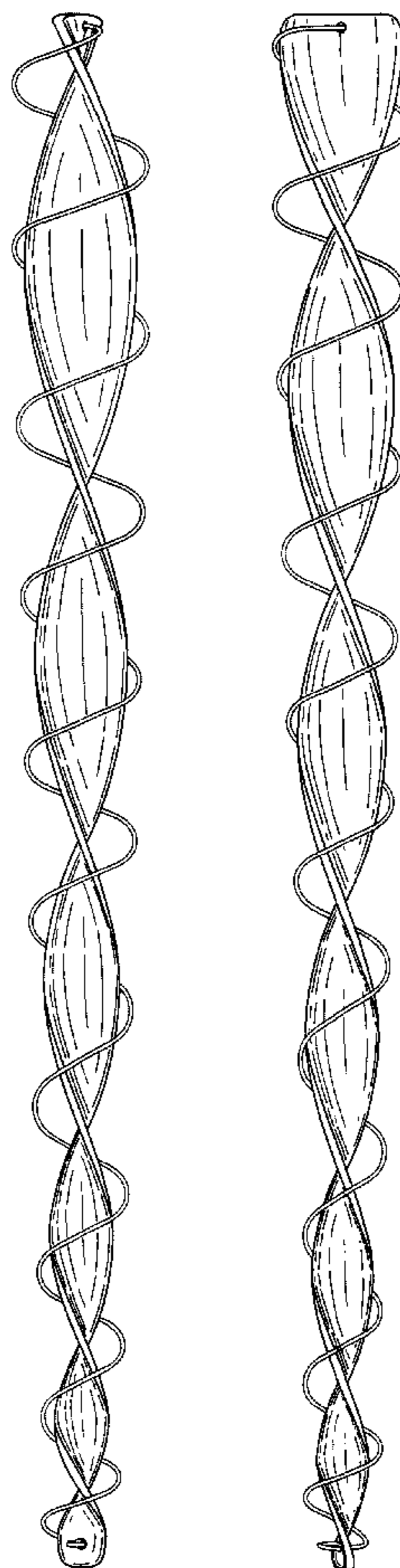
(57) **CLAIM**

The ornamental design for a double spiral wind ornament, as shown.

DESCRIPTION

FIG. 1 is a front view of a double spiral wind ornament showing my new design;
FIG. 2 is a rear view thereof;
FIG. 3 is a right side view thereof;
FIG. 4 is a left side view thereof;
FIG. 5 is a top view thereof; and,
FIG. 6 is a bottom view thereof.

1 Claim, 3 Drawing Sheets



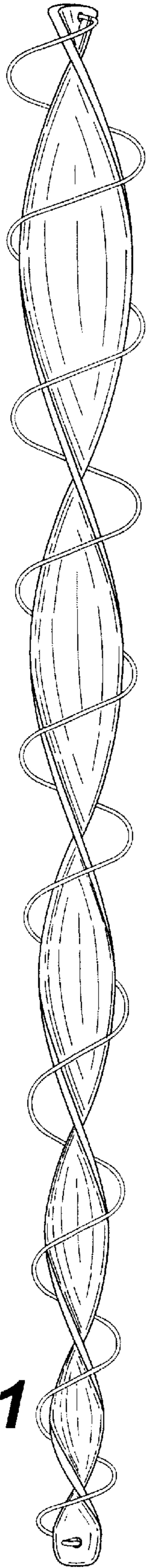


FIG. 1

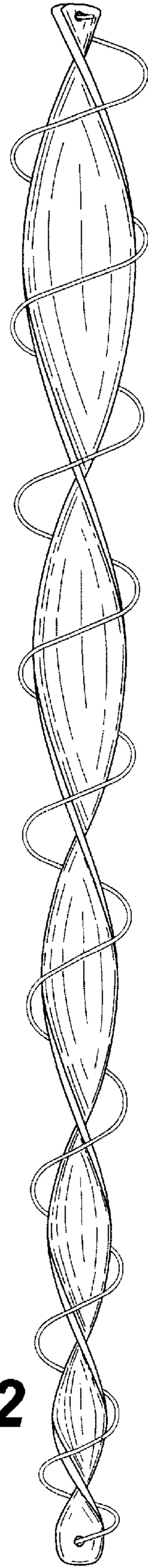


FIG. 2

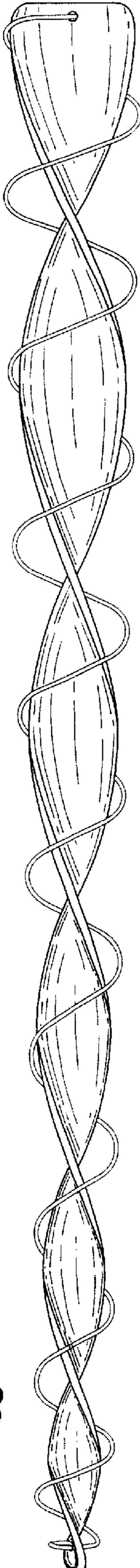


FIG. 3

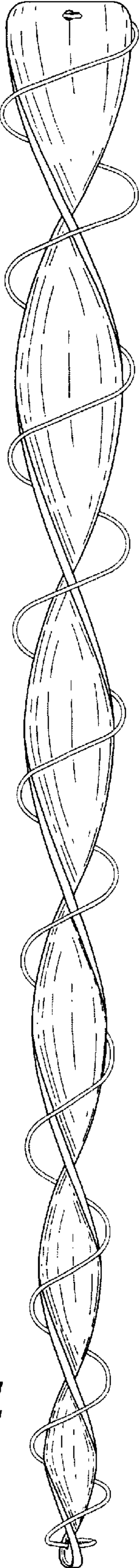


FIG. 4

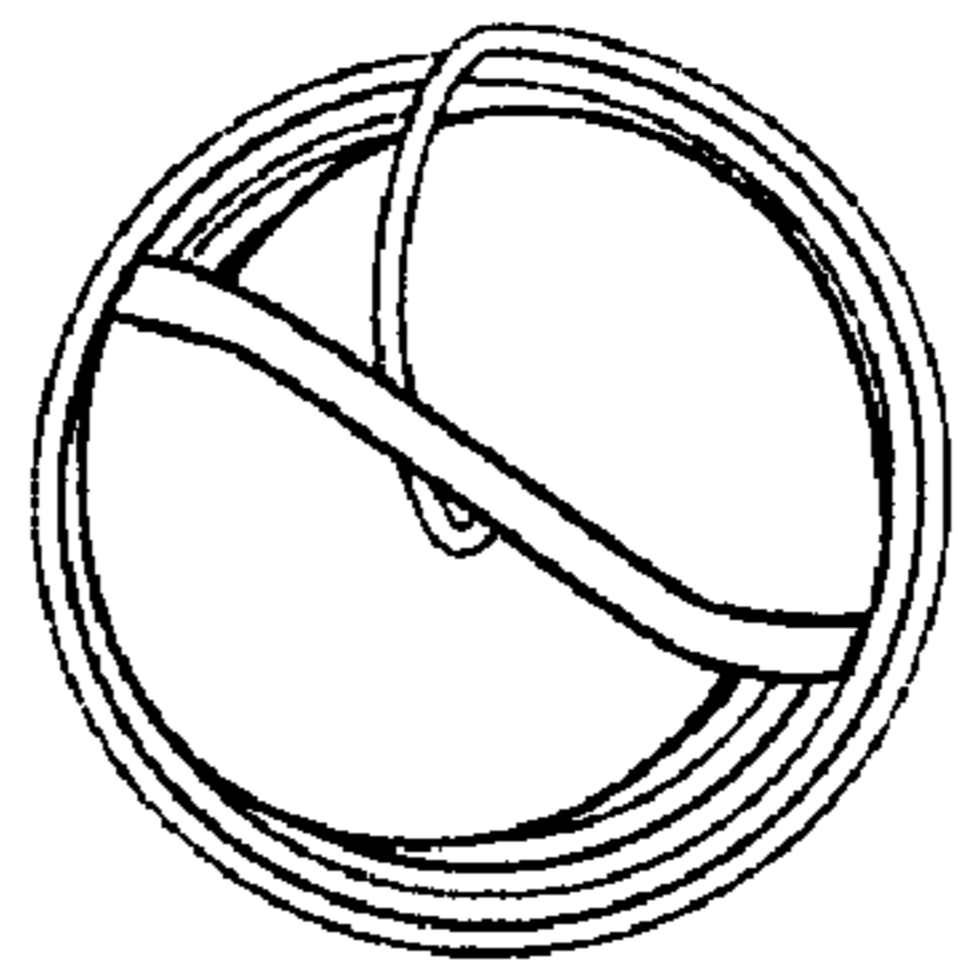


FIG. 5

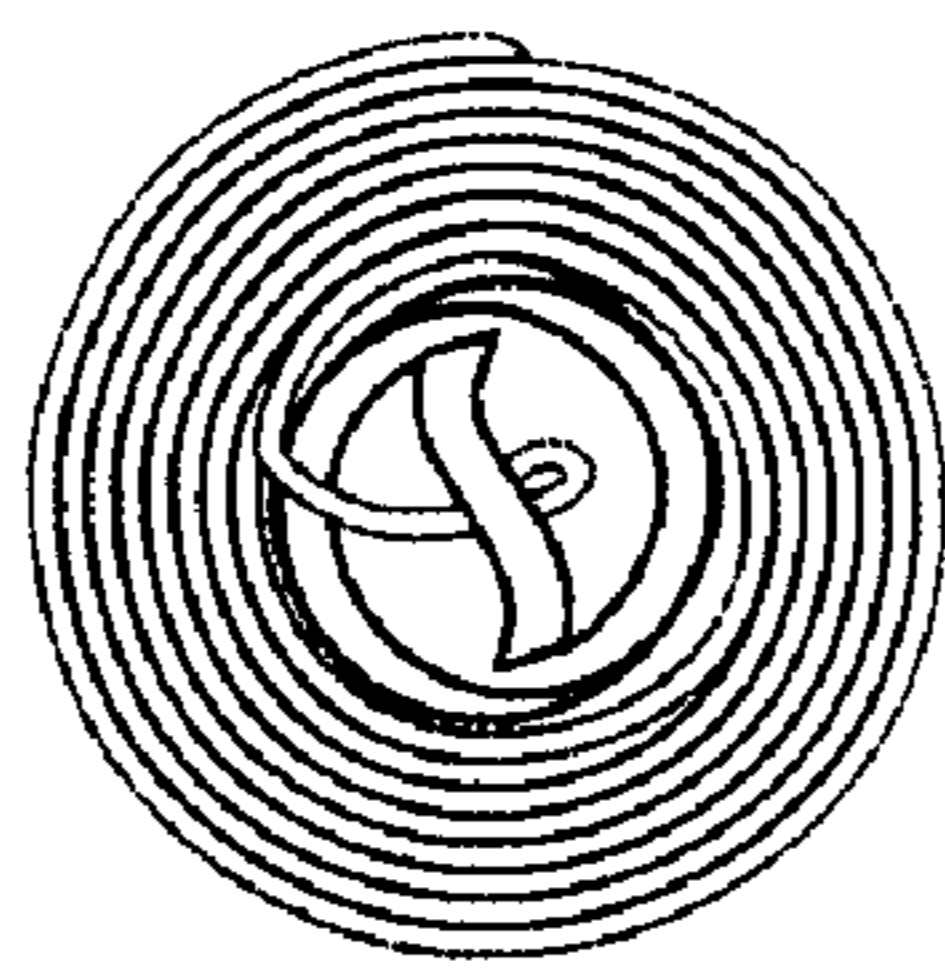


FIG. 6