

US00D505639S

(12) **United States Design Patent** (10) **Patent No.:** **US D505,639 S**
Lach (45) **Date of Patent:** **** May 31, 2005**

- (54) **KINETIC SCULPTURE**
- (75) Inventor: **Robert L. Lach**, Cincinnati, OH (US)
- (73) Assignee: **Source Advantage Ltd.**, Cincinnati, OH (US)
- (**) Term: **14 Years**
- (21) Appl. No.: **29/199,834**
- (22) Filed: **Feb. 19, 2004**

Related U.S. Application Data

- (63) Continuation-in-part of application No. 29/172,145, filed on Dec. 6, 2002, now Pat. No. Des. 487,034.
- (51) **LOC (7) Cl.** **11-02**
- (52) **U.S. Cl.** **D11/131; D11/141**
- (58) **Field of Search** D11/1, 2, 43, 45, D11/79, 85, 86, 89, 90, 121, 125, 131, 141, 164, 184; D10/54, 59, 116, 119, 121; D6/580, 581; D26/138, 154; D17/99; D21/455, 458, 459, 465, 466, 467; D22/120; D23/411; 428/7-13, 20, 27, 28, 31, 542.2, 542.4, 542.6; 40/409, 411-413, 421, 422, 427, 439-441, 477, 479, 480, 484, 492-495, 559-562, 582, 617; 446/199, 201, 217, 218, 236, 238, 241, 243, 244, 487, 490; 16/216-218; 362/457, 806; 160/330, 332, 384, DIG. 6

(56) **References Cited**

U.S. PATENT DOCUMENTS

1,216,580 A	2/1917	Levi	
D63,269 S	* 11/1923	Ribaysen	D26/154
D93,890 S	11/1934	Raymond	
D110,858 S	* 8/1938	Egerton	D21/458
D117,789 S	* 11/1939	Krantz et al.	D11/121
D183,351 S	* 8/1958	Keljik	D11/125
3,196,061 A	7/1965	Paulson et al.	156/63
3,439,446 A	4/1969	Alonso	46/51
4,156,975 A	6/1979	Harding	35/1

4,214,747 A	* 7/1980	Rebajes	472/57
D269,665 S	7/1983	Lehr	D11/141
4,421,421 A	12/1983	Bradt	368/229
D277,944 S	* 3/1985	Andrus	D11/121
4,637,941 A	* 1/1987	Rochte	428/8
D294,012 S	* 2/1988	Patricko	D11/128
D295,731 S	5/1988	Mancel	D11/184
D298,306 S	11/1988	Hunstiger	D11/184
D304,164 S	* 10/1989	Rochte	D11/131
4,900,632 A	2/1990	McGrath	428/542.8
D317,733 S	6/1991	Cheng	D11/184
D319,419 S	8/1991	Cheng	D11/184
D342,695 S	12/1993	Coulter	D11/131
D343,143 S	1/1994	Chang	D11/184
D365,254 S	12/1995	Pizzati	D11/131
D378,809 S	4/1997	Jacobson et al.	D11/121
D387,396 S	12/1997	Chao	D21/91
D399,780 S	* 10/1998	Kauderer	D11/131
D413,078 S	* 8/1999	Hanson	D11/141
D444,416 S	7/2001	Ramirez	D11/184
D449,792 S	10/2001	Nadeau et al.	D11/141
D465,373 S	* 11/2002	Wilkinson	D6/581
D472,183 S	3/2003	Flohe	D11/131
D487,034 S	* 2/2004	Lach	D11/131

* cited by examiner

Primary Examiner—Stella Reid

Assistant Examiner—C. Tuttle

(74) *Attorney, Agent, or Firm*—Wood, Herron & Evans, LLP

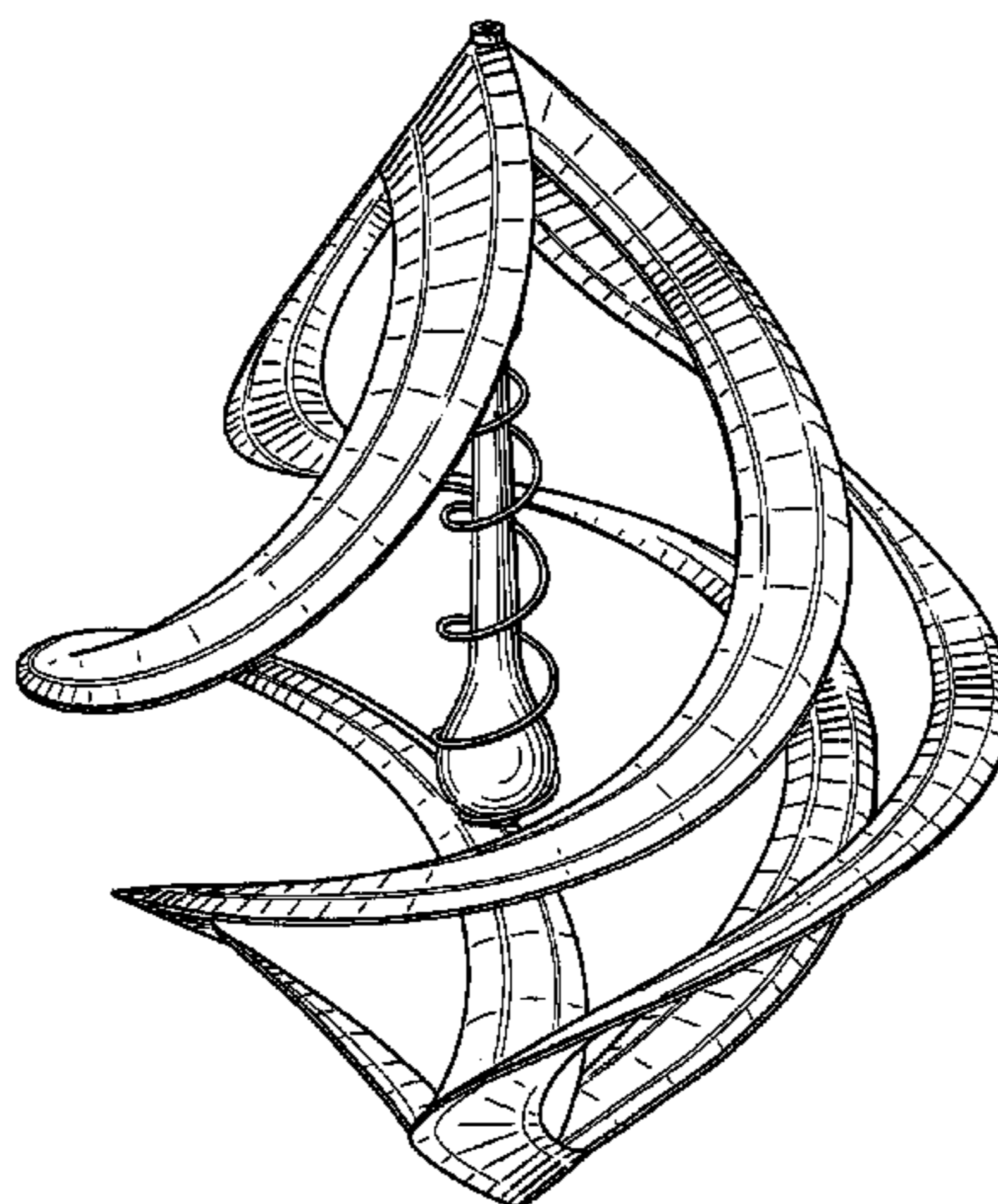
(57) **CLAIM**

The ornamental design for a kinetic sculpture, as shown and described.

DESCRIPTION

FIG. 1 is a perspective view of the invention; FIG. 2 is a front view of the invention shown in FIG. 1; FIG. 3 is a left side view of the invention shown in FIG. 1; FIG. 4 is a right side view of the invention shown in FIG. 1; FIG. 5 is a rear view of the invention shown in FIG. 1; FIG. 6 is a top view of the invention shown in FIG. 1; and, FIG. 7 is a bottom view of the invention shown in FIG. 1.

1 Claim, 4 Drawing Sheets



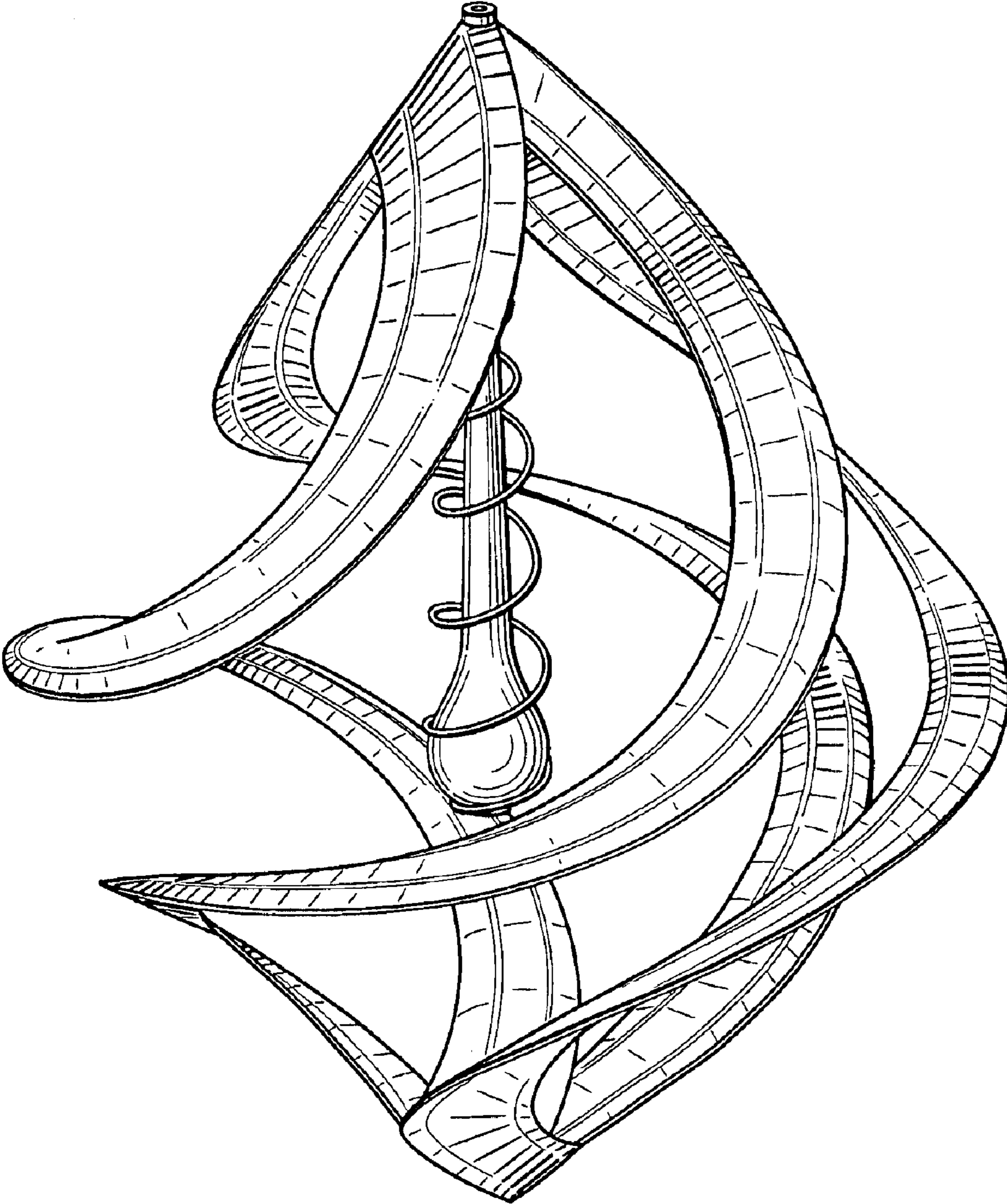


FIG. 1

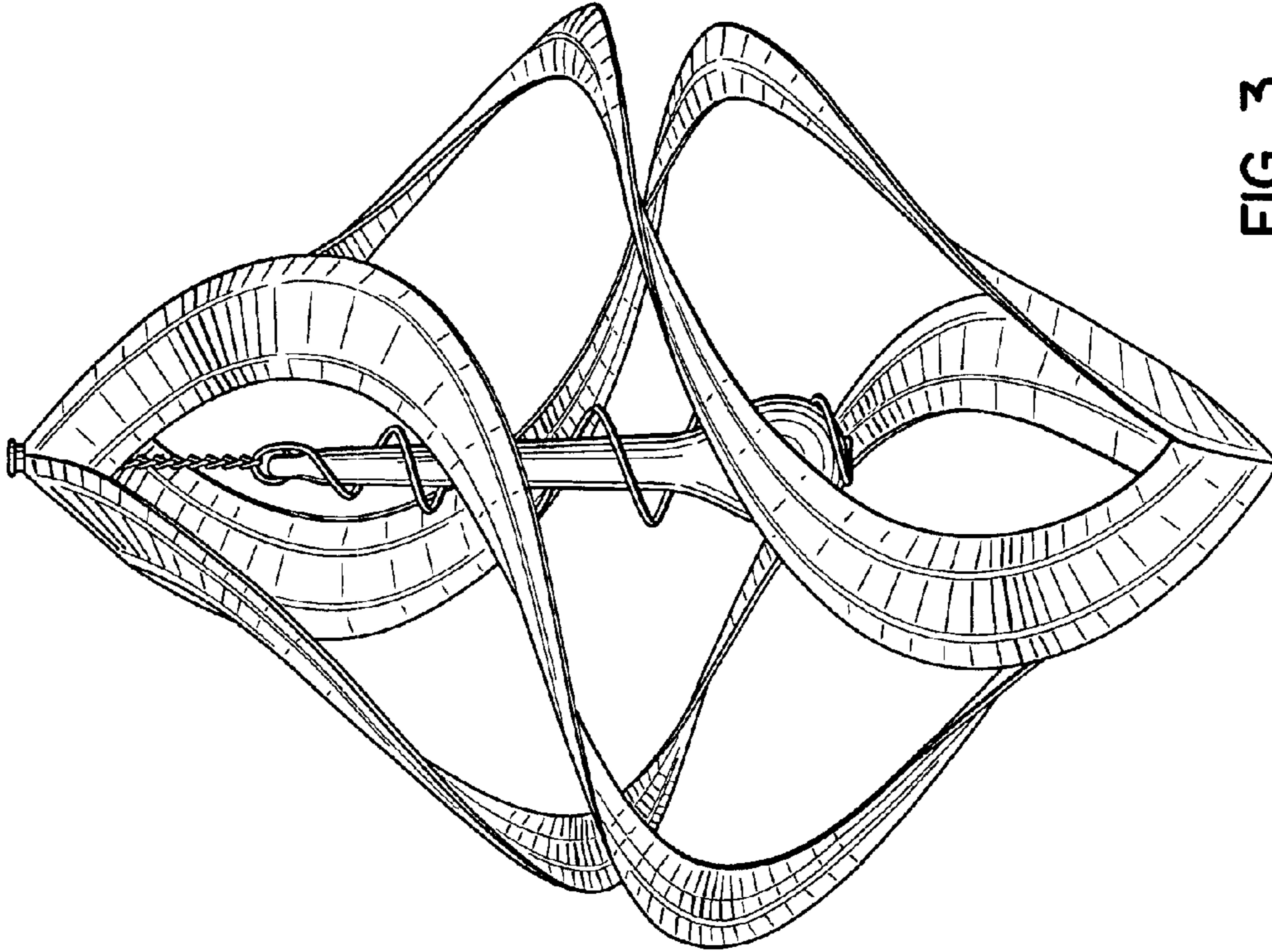


FIG. 3

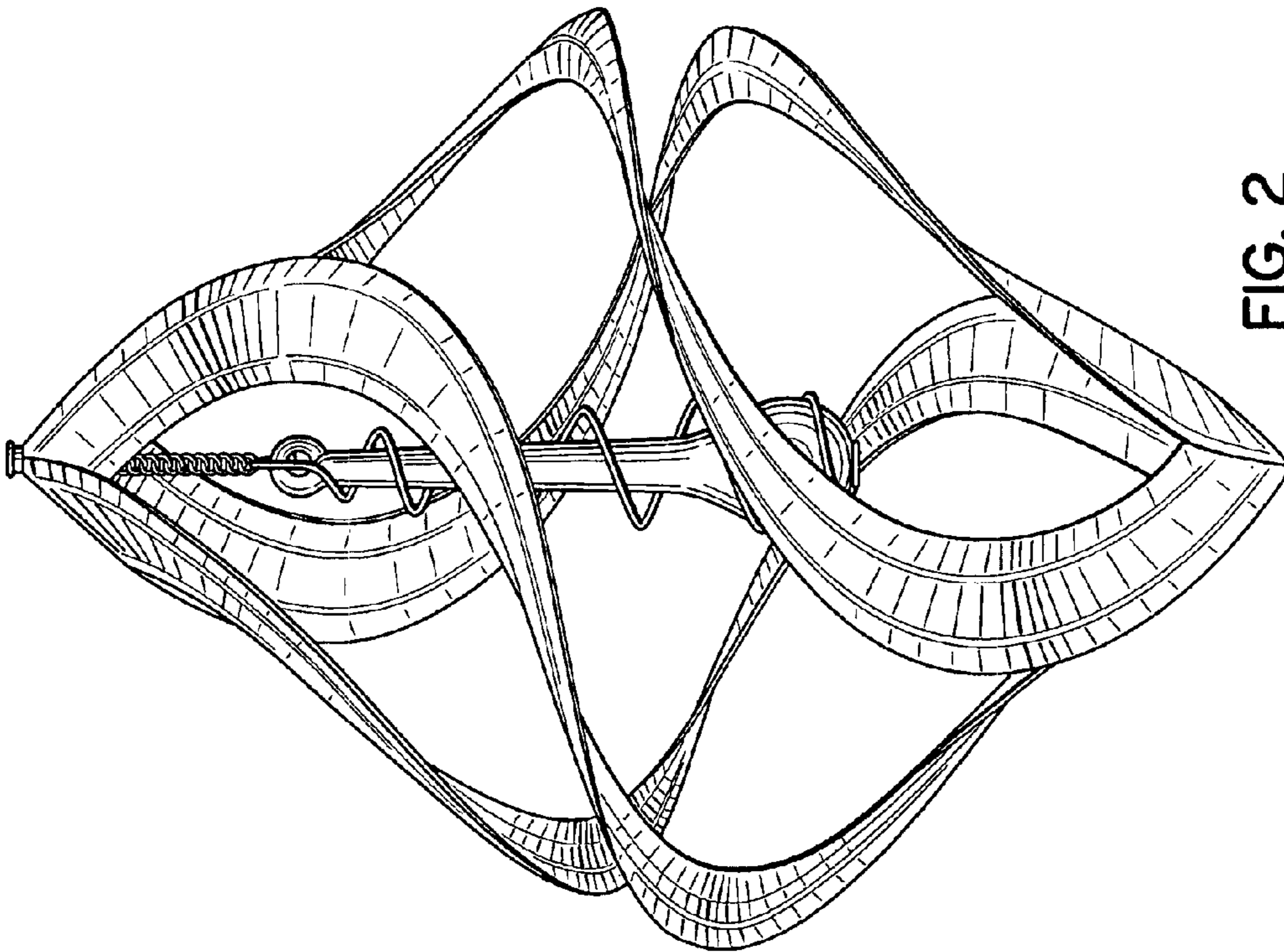


FIG. 2

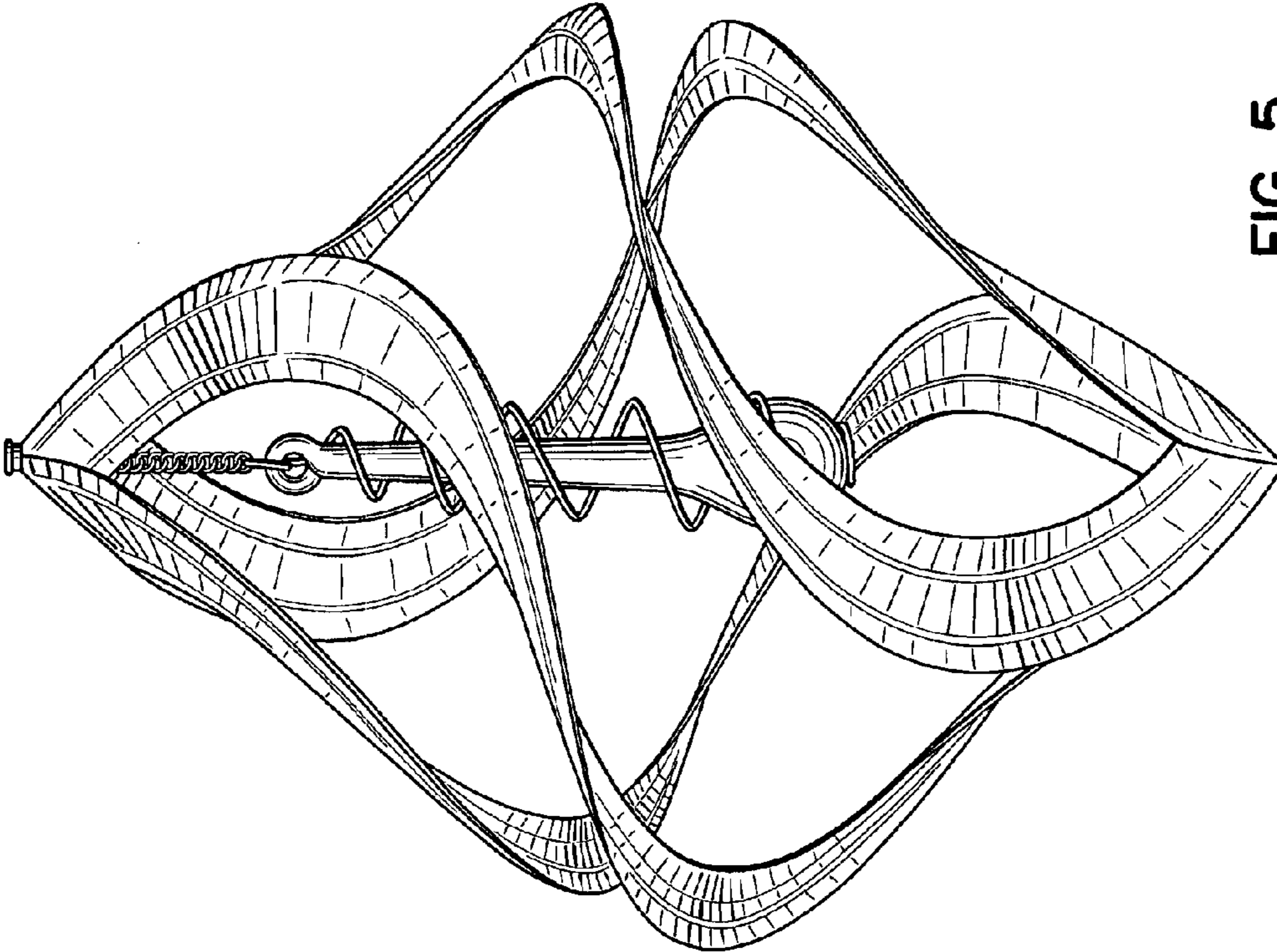


FIG. 5

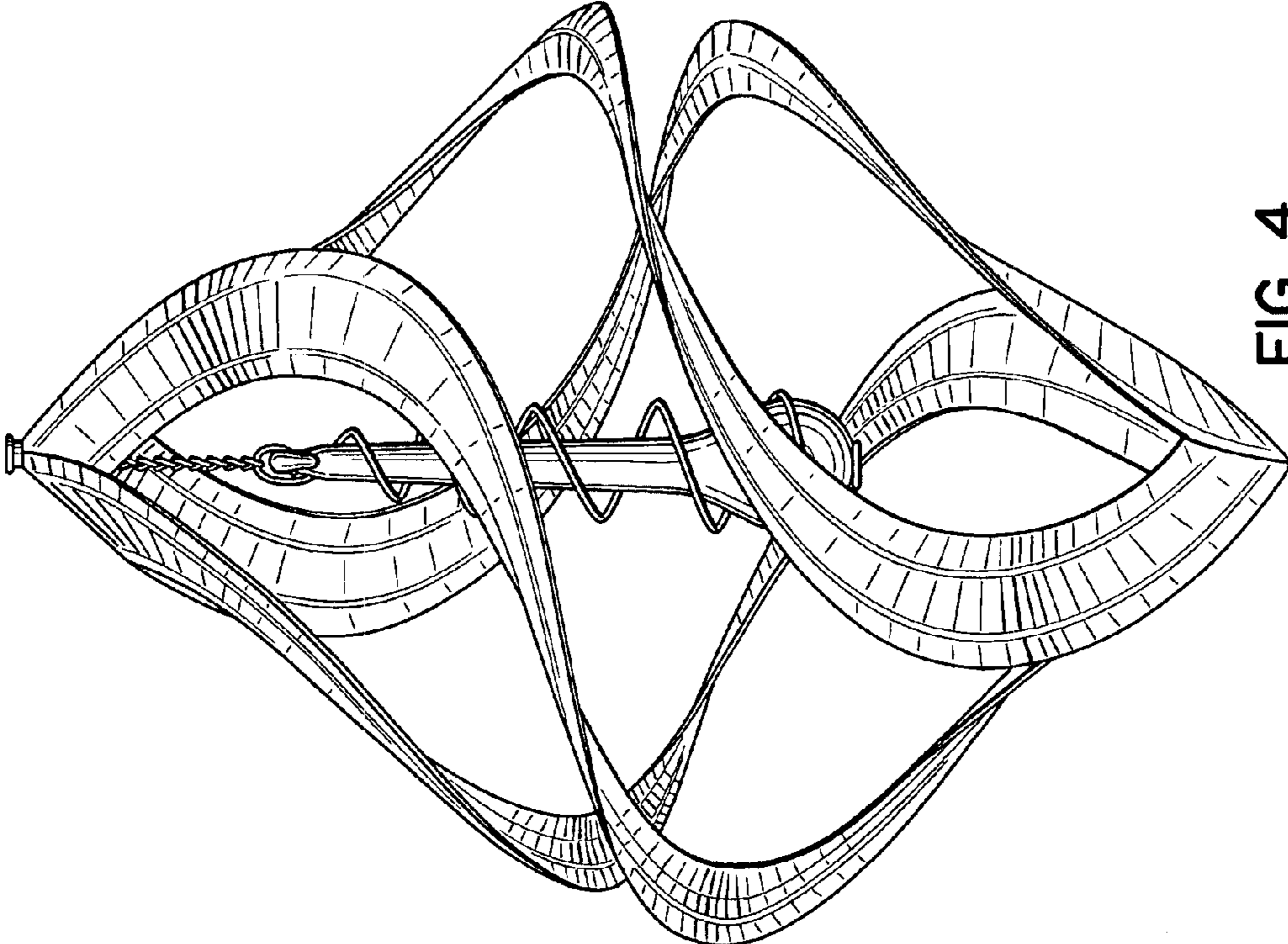


FIG. 4

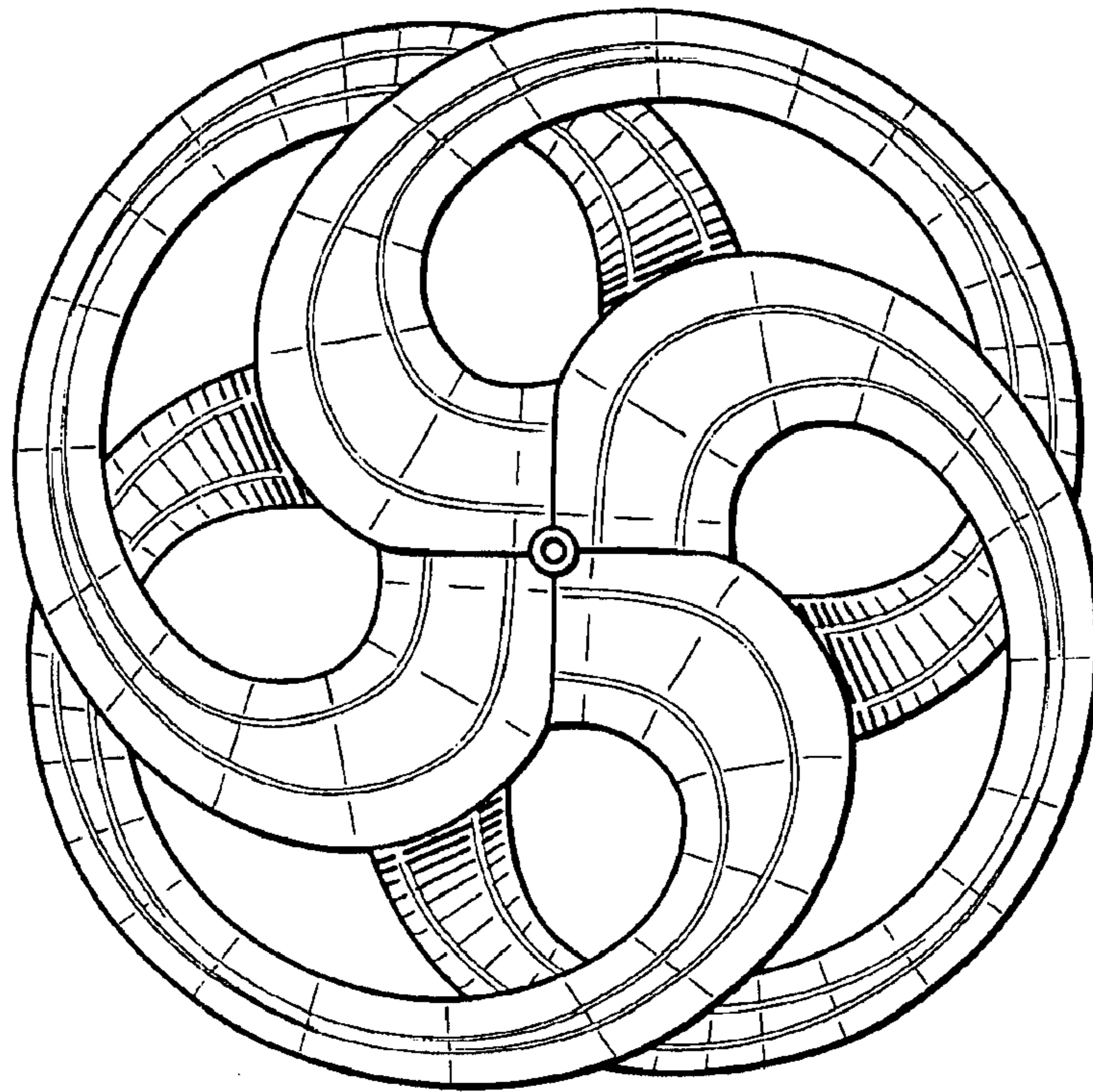


FIG. 6

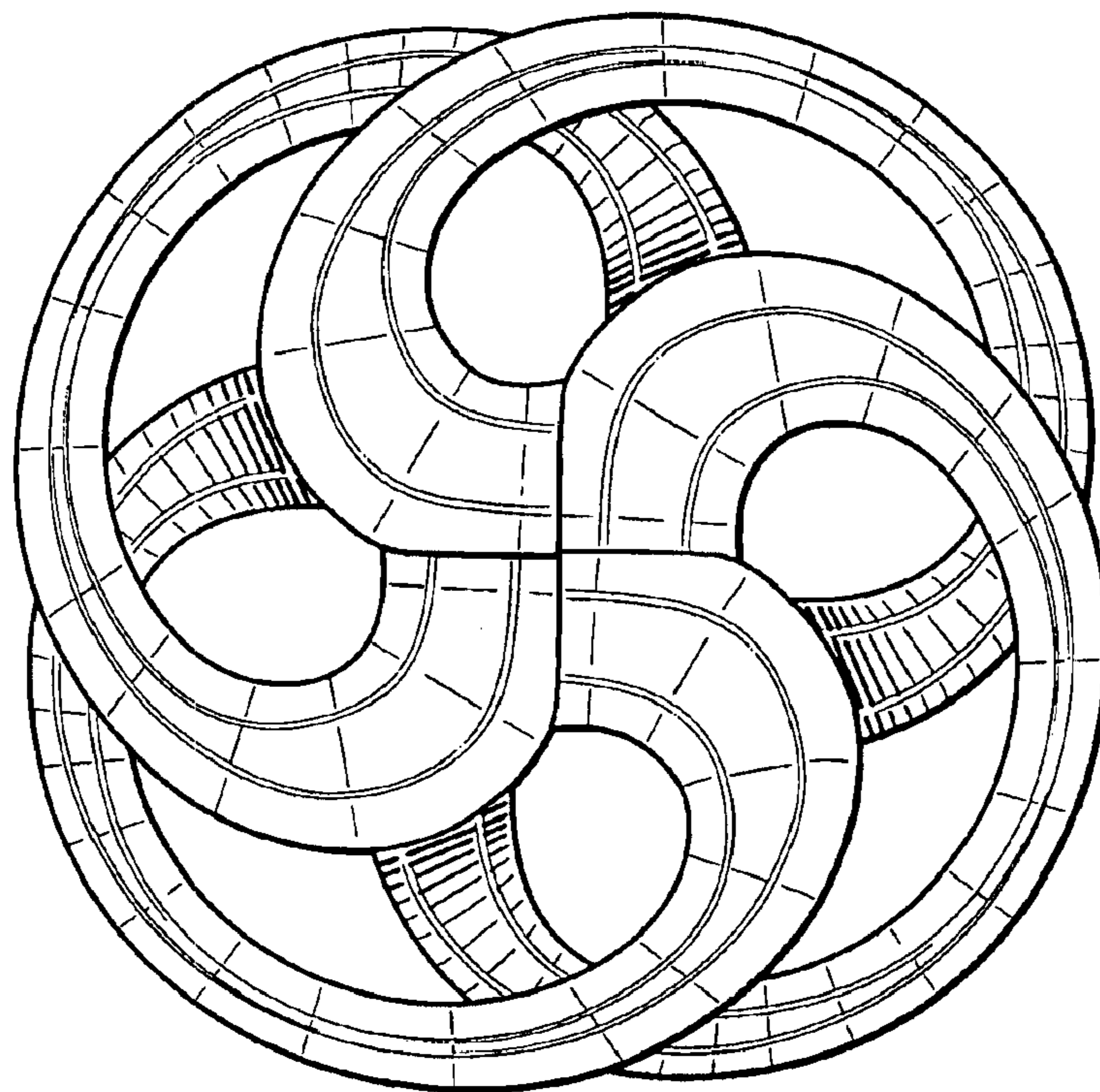


FIG. 7