

US00D505636S

(12) **United States Design Patent**
Bisceglie

(10) **Patent No.:** **US D505,636 S**

(45) **Date of Patent:** **** May 31, 2005**

(54) **JEWELRY PENDANT**

(75) Inventor: **Michele Bisceglie**, Crotone (IT)

(73) Assignee: **Viskilia Srl**, Venice (IT)

(**) Term: **14 Years**

(21) Appl. No.: **29/182,037**

(22) Filed: **May 20, 2003**

(51) **LOC (7) Cl.** **11-01**

(52) **U.S. Cl.** **D11/79**

(58) **Field of Search** D11/1-2, 7, 40,
D11/43-45, 47-49, 56-57, 61, 65-66, 70,
79-83, 96-97, 99-100, 103, 108-109, 111;
63/12, 13, 18-20, 23, 14.1

(56) **References Cited**

U.S. PATENT DOCUMENTS

- D131,811 S * 3/1942 Katz D11/44
- D176,512 S * 1/1956 Hagedorn D11/2
- D177,497 S * 4/1956 Frank et al. D11/79
- D269,957 S * 8/1983 Sapadin D11/95

- D314,525 S * 2/1991 Alward D11/2
- D383,698 S * 9/1997 Fletcher D11/40
- D455,097 S * 4/2002 Salvarani D11/79

* cited by examiner

Primary Examiner—Ralf Seifert

(74) *Attorney, Agent, or Firm*—Antonelli, Terry, Stout & Kraus LLP

(57) **CLAIM**

The ornamental design for a jewelry pendant, as shown and described.

DESCRIPTION

FIG. 1 is a perspective view showing my new design; FIG. 2 is a front view thereof; and, FIG. 3 is a right side view thereof.

The top, bottom and left side views are identical to the right side view. The back view is a mirror image of the front view. The broken line showing the environment of the claimed design and optional lettering are for illustrative purposes only and form no part of the claimed design.

1 Claim, 2 Drawing Sheets

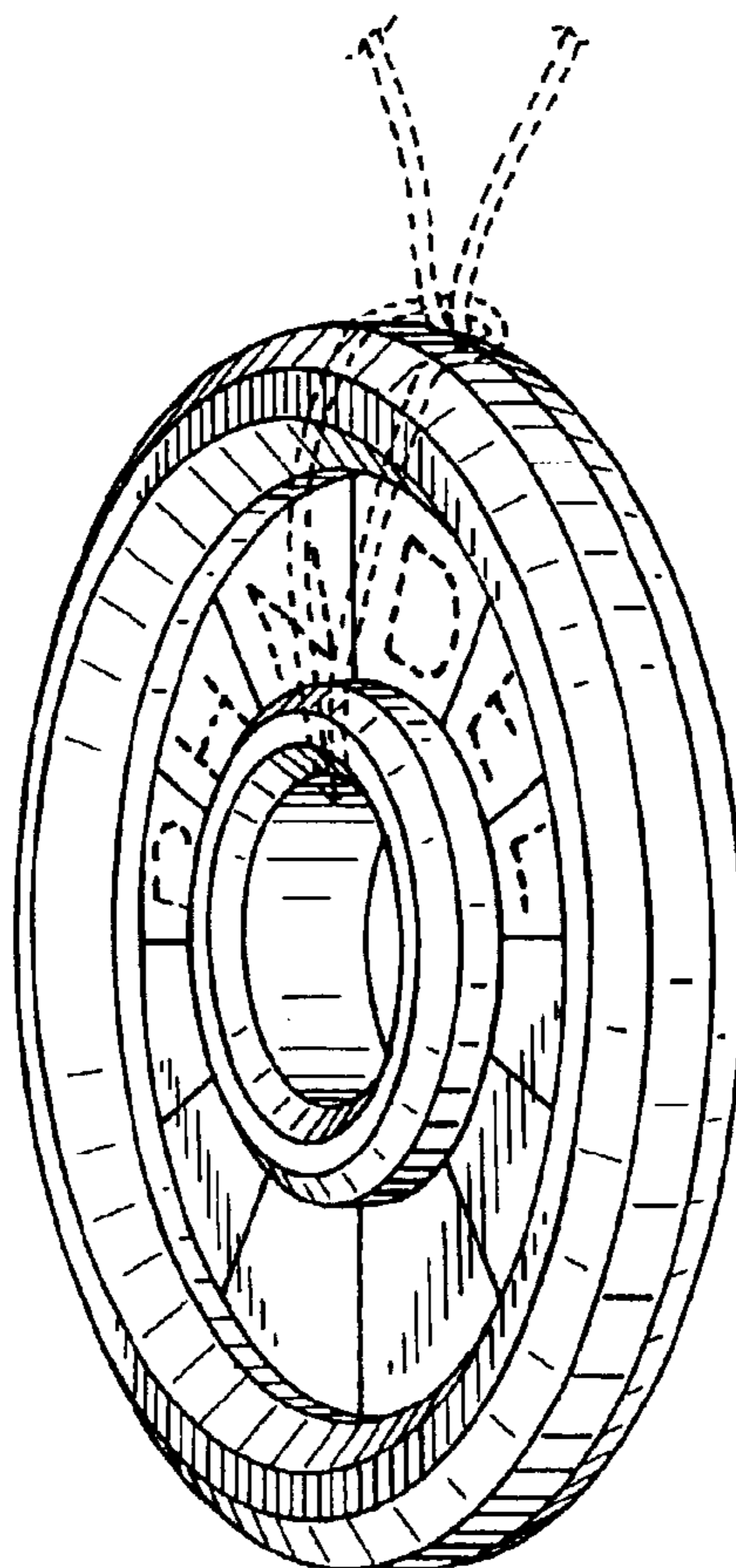


FIG. 1

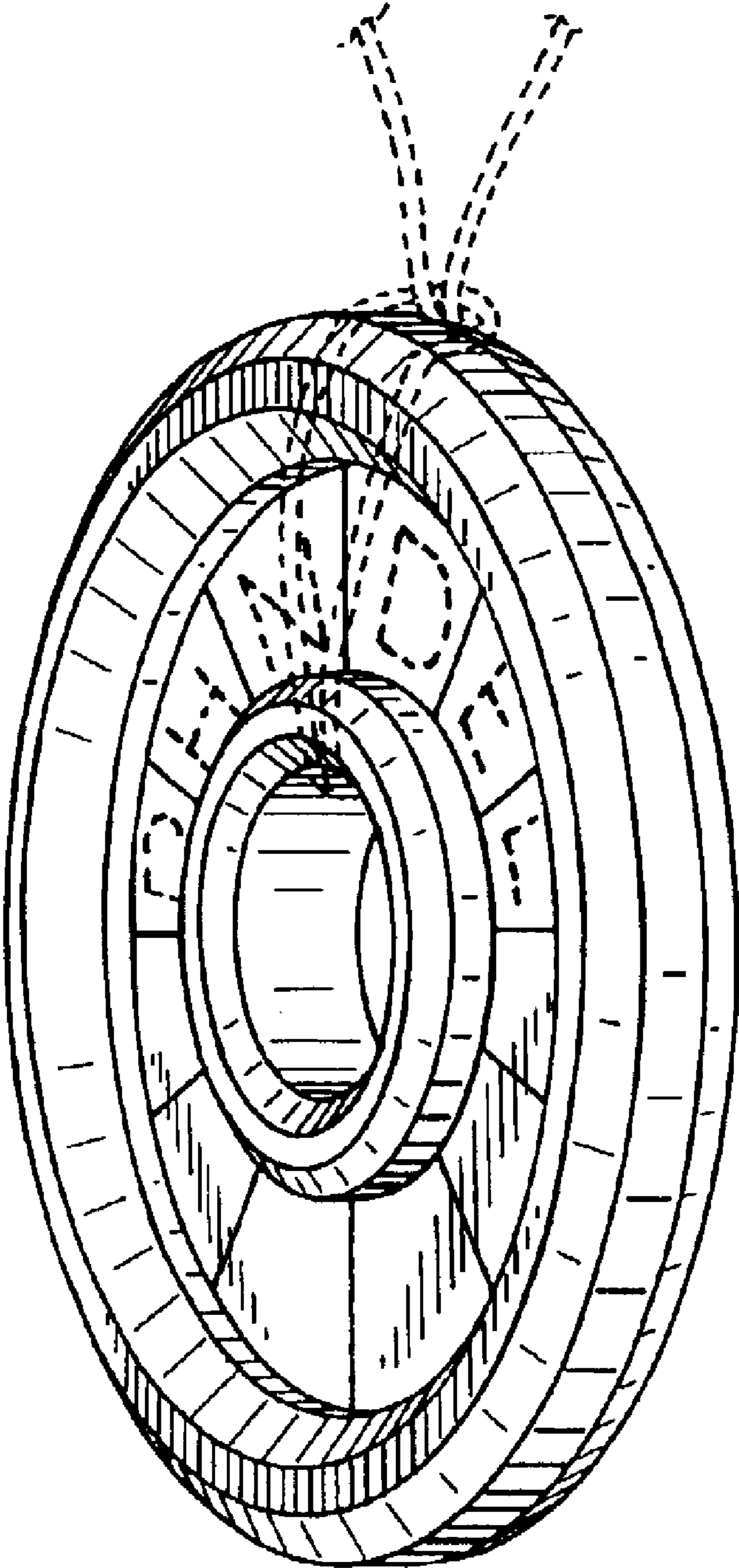


FIG. 2

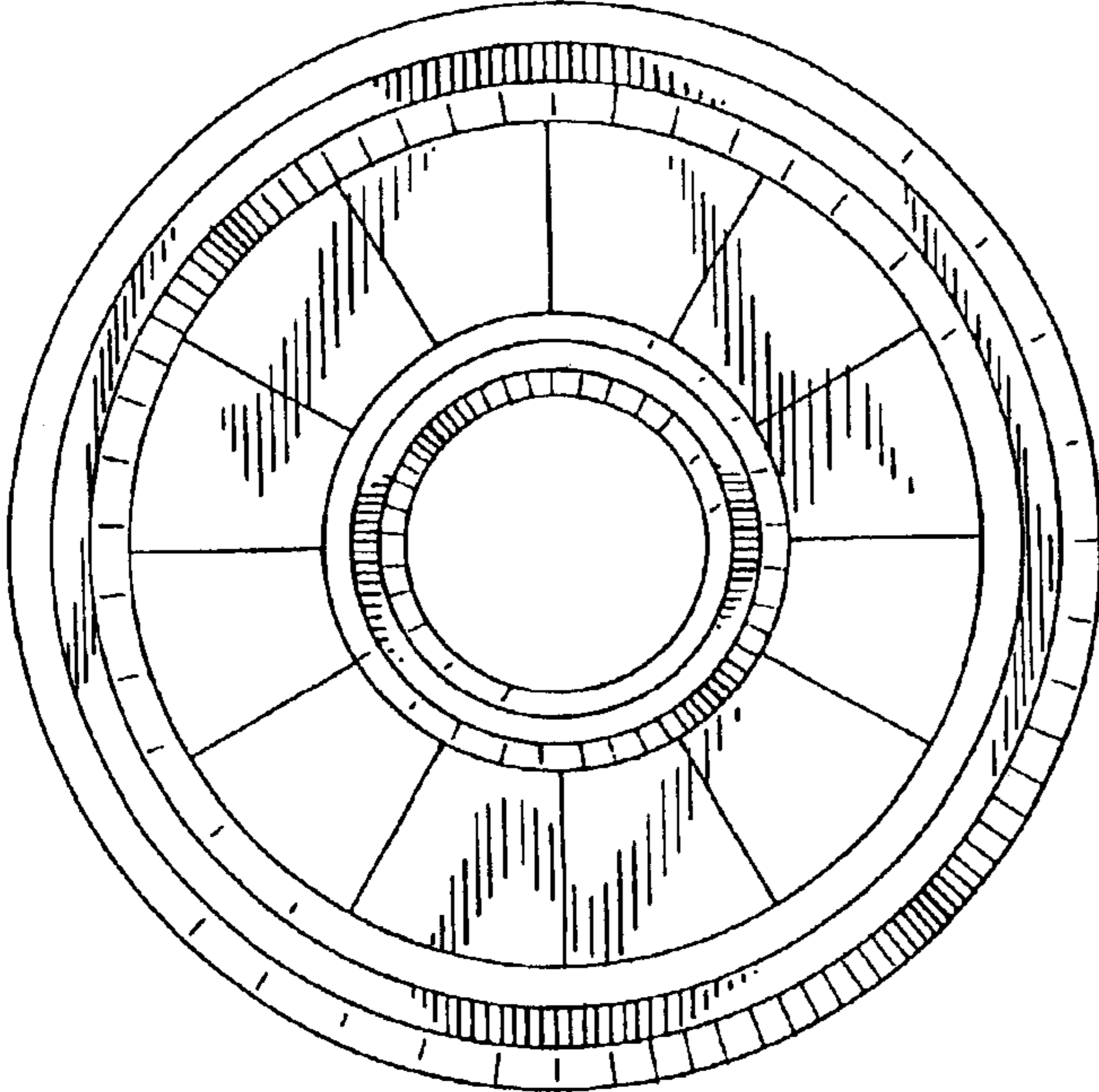


FIG. 3

