

US00D505626S

(12) **United States Design Patent**  
**Lerolle**

(10) **Patent No.:** **US D505,626 S**  
(45) **Date of Patent:** **\*\* May 31, 2005**

(54) **CONTAINER**

(75) **Inventor:** **Joel Lerolle, Levallois Perret Cedex (FR)**

(73) **Assignee:** **Lancome Parfums et Beaute & Cie, Paris (FR)**

(\*\*) **Term:** **14 Years**

(21) **Appl. No.:** **29/198,440**

(22) **Filed:** **Jan. 29, 2004**

(30) **Foreign Application Priority Data**

Dec. 17, 2003 (EM) ..... 000110242

(51) **LOC (7) Cl.** ..... **09-01**

(52) **U.S. Cl.** ..... **D9/663; D9/522; D9/529; D9/549; D28/85**

(58) **Field of Search** ..... **D9/500, 502-504, D9/516, 522-523, 529, 531, 537-545, 549, 551, 558, 565, 572-575, 661-663; D28/4, 7, 76, 85, 88-90; 215/282-284, 396, 398, 400, 10, 12.1-12.3, 12.5; D19/43, 45-49, 51, 55; D3/202**

(56) **References Cited**

**U.S. PATENT DOCUMENTS**

- D323,350 S \* 1/1992 Johansson ..... D19/49
- D361,404 S \* 8/1995 Haas ..... D28/7
- D379,473 S \* 5/1997 DeLorenzo et al. .... D19/55
- D390,117 S \* 2/1998 Kan et al. .... D9/529
- D405,003 S \* 2/1999 Dapsanse ..... D9/663
- D405,358 S \* 2/1999 Dapsanse ..... D9/663

- D415,859 S \* 10/1999 Gobe ..... D28/76
- D416,355 S 11/1999 Lerolle ..... D28/76
- D419,266 S \* 1/2000 Gobe ..... D28/89
- D431,324 S \* 9/2000 Hirato et al. .... D28/76
- D432,721 S 10/2000 Lerolle ..... D28/76
- D439,705 S \* 3/2001 Lerolle ..... D28/76
- D440,015 S 4/2001 Lerolle ..... D28/76
- D453,531 S \* 2/2002 Simon ..... D19/47
- D462,267 S 9/2002 Kostow ..... D9/430
- D469,694 S 2/2003 Lerolle ..... D9/522
- D484,058 S 12/2003 Lerolle ..... D9/529
- D491,691 S \* 6/2004 Braaten et al. .... D28/76

**FOREIGN PATENT DOCUMENTS**

GB 3005315 \* 8/2002

\* cited by examiner

*Primary Examiner*—Carol Rademaker

(74) *Attorney, Agent, or Firm*—Baker Botts L.L.P.

(57) **CLAIM**

The ornamental design for a container, as shown and described.

**DESCRIPTION**

FIG. 1 is a three-dimensional perspective view of the container;

FIG. 2 is a front view of the container;

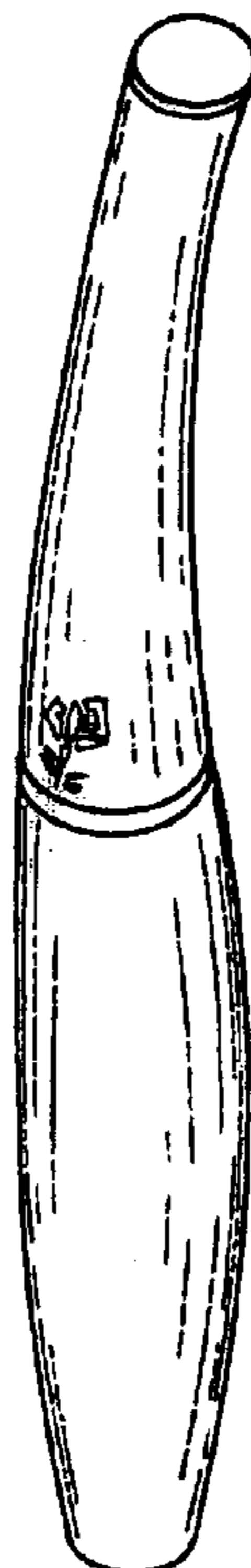
FIG. 3 is a side view of the container;

FIG. 4 is a top view of the container;

FIG. 5 is a bottom view of the container; and,

FIG. 6 is a rear view of the container.

**1 Claim, 4 Drawing Sheets**






Fig. 1




Fig. 2




Fig. 3

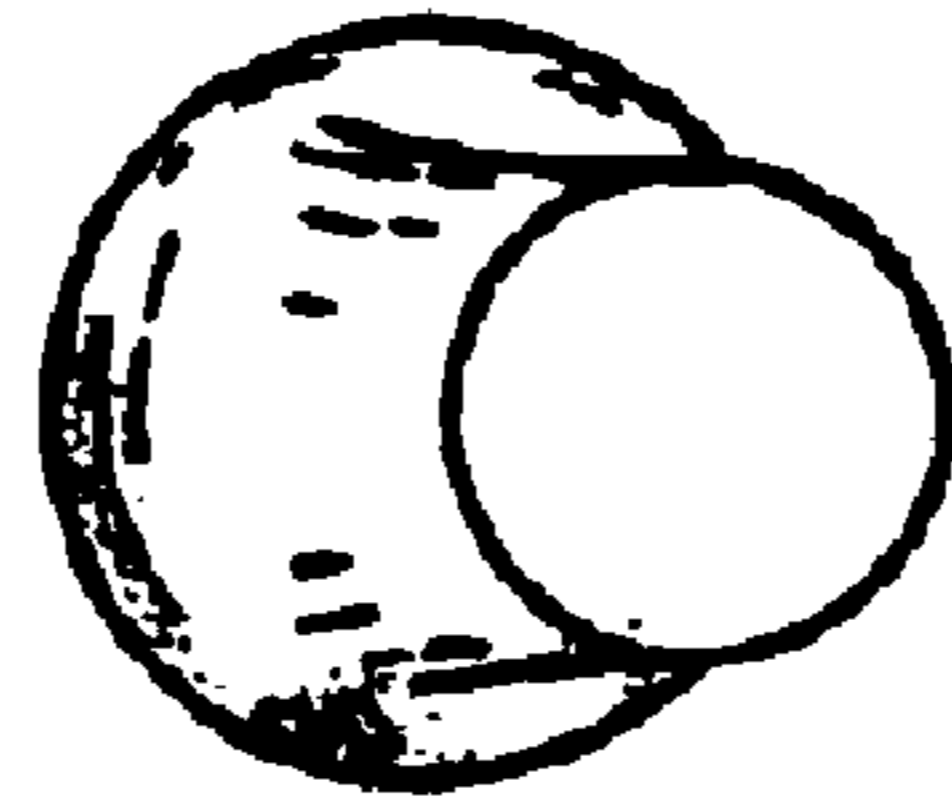


Fig. 4

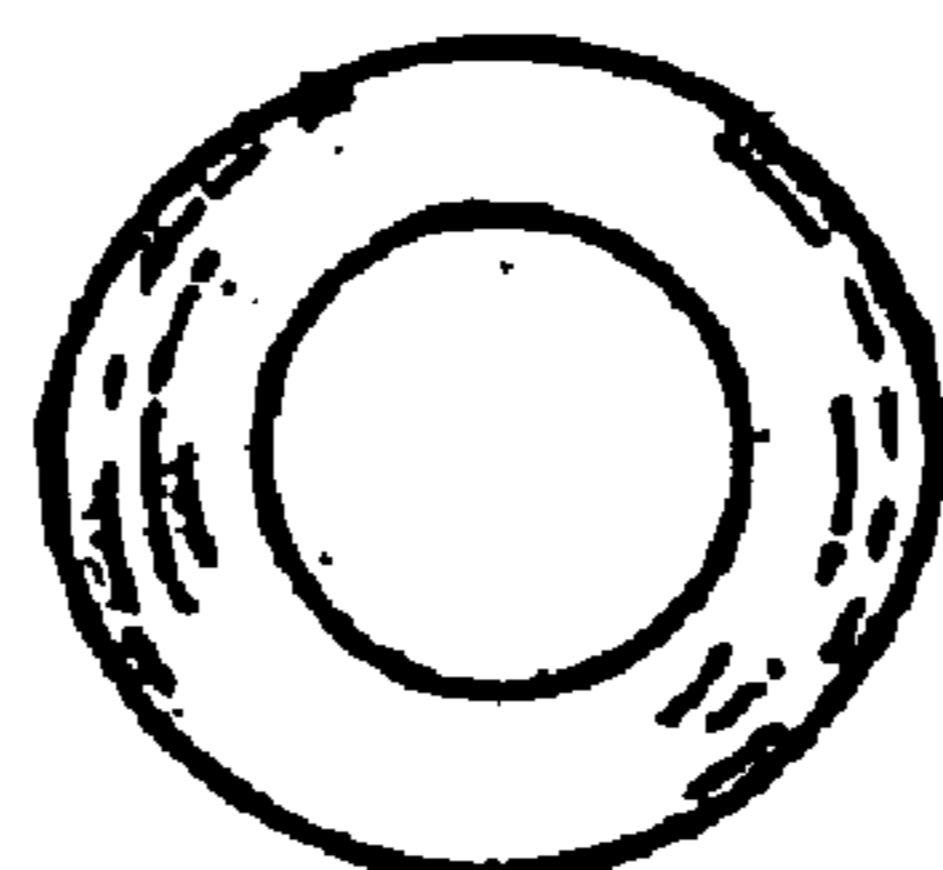


Fig. 5

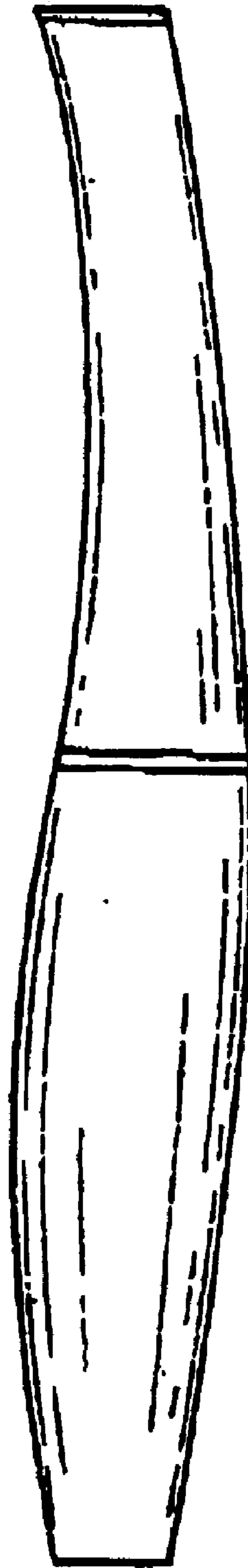


Fig. 6