

US00D505616S

(12) **United States Design Patent**
Wingerter et al.

(10) **Patent No.:** **US D505,616 S**
(45) **Date of Patent:** **** May 31, 2005**

(54) **HOLDING DEVICE FOR SOCKS**

(76) Inventors: **Thomas Wingerter**, Schluterstrabe 22,
20146 Hamburg (DE); **Kartrin Mengel**,
Schluterstrabe 22, 20146 Hamburg (DE)

(**) Term: **14 Years**

(21) Appl. No.: **29/200,977**

(22) Filed: **Mar. 5, 2004**

(51) **LOC (7) Cl.** **08-08**

(52) **U.S. Cl.** **D8/383; D2/980**

(58) **Field of Search** D2/624, 639, 980,
D2/983; 2/300, 311, 335; D8/383; D9/434;
D11/215, 218; D19/34, 65; D24/130, 195;
D28/39, 42; 24/3.12, 30.5 R, 30.5 S, 67.11,
343, 130, 129 B, 200, 326, 336, 459, 557,
545, 563; 273/400; 132/281

6,161,263 A * 12/2000 Anderson 24/545
6,243,925 B1 * 6/2001 Aszody 24/343
6,389,652 B1 * 5/2002 Williams 24/30.5 R

FOREIGN PATENT DOCUMENTS

DE 43 26 779 A1 9/1994
DE 200 13 008 U 1 1/2002
DE 199 63 641 C2 10/2002
EP 0 918 900 B1 6/1997
WO 98/23806 6/1998

* cited by examiner

Primary Examiner—Paula A. Greene

(74) *Attorney, Agent, or Firm*—Vidas, Arrett & Steinkraus,
P.A.

(57) **CLAIM**

The ornamental design for a holding device for socks, as
shown.

DESCRIPTION

FIG. 1 the holding device for socks in a front view;
FIG. 2 the holding device in a view from the left side;
FIG. 3 the holding device in a view from the right side;
FIG. 4 the holding device in a bottom view;
FIG. 5 the holding device in a top view; and,
FIG. 6 the holding device in a view from the rear side.

(56) **References Cited**

U.S. PATENT DOCUMENTS

D25,861 S * 8/1896 Mueller D8/383
2,337,786 A * 12/1943 Wasserman 132/281
4,414,716 A 11/1983 Stastney
4,824,141 A * 4/1989 Lewis et al. 281/42
4,908,912 A * 3/1990 Grant 24/67.11
D332,220 S * 1/1993 Specht et al. D9/434
5,516,114 A * 5/1996 Michlin et al. 273/400

1 Claim, 6 Drawing Sheets

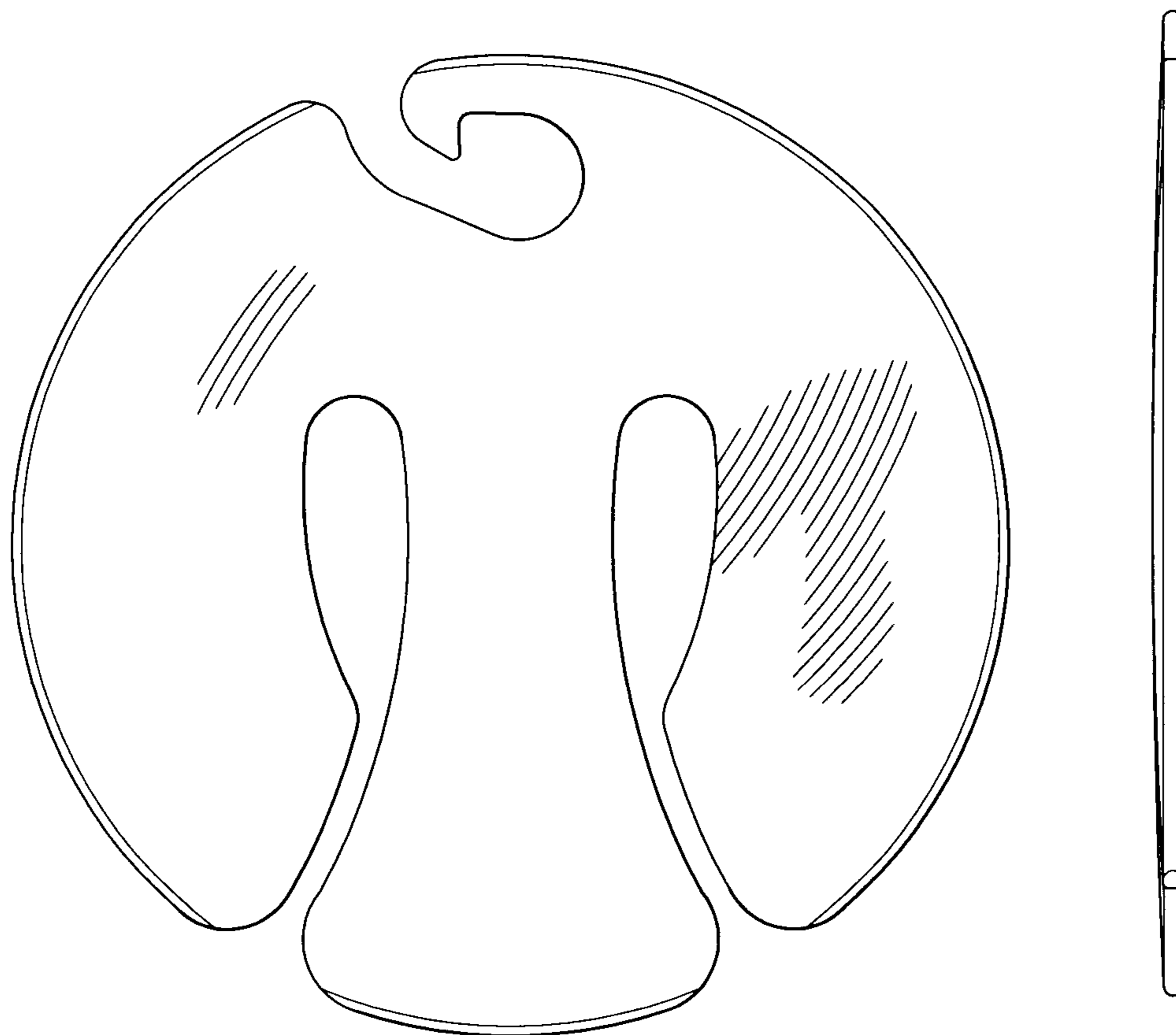


FIG. 1

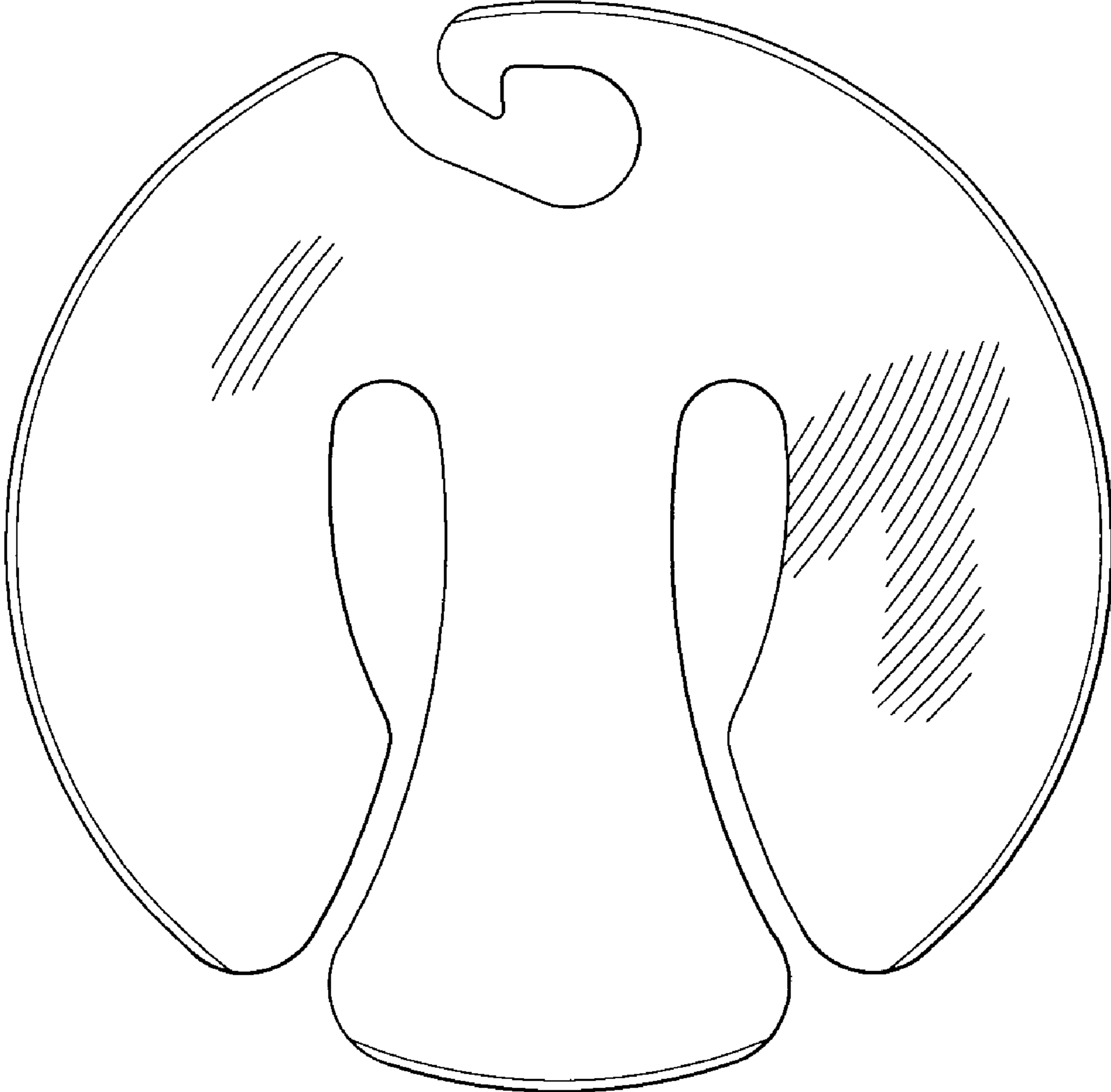


FIG. 2



FIG. 3



FIG. 4




FIG. 5




FIG. 6

