

US00D505612S

(12) **United States Design Patent** (10) **Patent No.:** **US D505,612 S**
Evans et al. (45) **Date of Patent:** **** May 31, 2005**

(54) **HOSE REEL**

(75) Inventors: **Maurice C. Evans**, Portage, MI (US);
Michael J. Peterson, Portage, MI (US)

(73) Assignee: **Woodhead Industries, Inc.**, Deerfield, IL (US)

(**) Term: **14 Years**

(21) Appl. No.: **29/202,770**

(22) Filed: **Apr. 1, 2004**

Related U.S. Application Data

(63) Continuation of application No. 29/181,609, filed on May 12, 2003, now Pat. No. Des. 492,578.

(51) **LOC (7) Cl.** **08-05**

(52) **U.S. Cl.** **D8/358**

(58) **Field of Search** D8/358, 359, 356,
D8/360.1; D3/24; D13/137.4, 153, 154;
D22/137; 137/355.16, 355.26; 191/12.2 R;
242/378.1, 379, 395, 398, 405, 405.1, 405.3,
379.2, 388.5; 439/4, 501

(56) **References Cited**

U.S. PATENT DOCUMENTS

D186,898 S * 12/1959 Uebelhoer D8/359
3,176,931 A * 4/1965 Hannay 242/376.1

D412,023 S * 7/1999 Shields D22/137
D476,879 S * 7/2003 Chu D8/358
D492,578 S * 7/2004 Evans et al. D8/358

* cited by examiner

Primary Examiner—Stacia Cadmus

Assistant Examiner—Terrence Huang

(74) *Attorney, Agent, or Firm*—Emrich & Dithmar LLC

(57) **CLAIM**

The ornamental design for a hose reel, substantially as shown and described.

DESCRIPTION

FIG. 1 is a perspective view, taken from the top, left and front of the hose reel showing our new design;

FIG. 2 is a front elevational view of the design of FIG. 1;

FIG. 3 is a left side view of the design of FIG. 2;

FIG. 4 is a top view of the design of FIG. 2;

FIG. 5 is a rear elevational view of the design of FIG. 2;

FIG. 6 is a right side view of the design of FIG. 2;

FIG. 7 is an enlarged sectional view through the sight line 7—7 of FIG. 5; and,

FIG. 8 is an enlarged sectional view through the sight line 8—8 of FIG. 5.

The broken lines showing environment in the drawing are for illustrative purposes only and form no part of the claimed design.

1 Claim, 2 Drawing Sheets

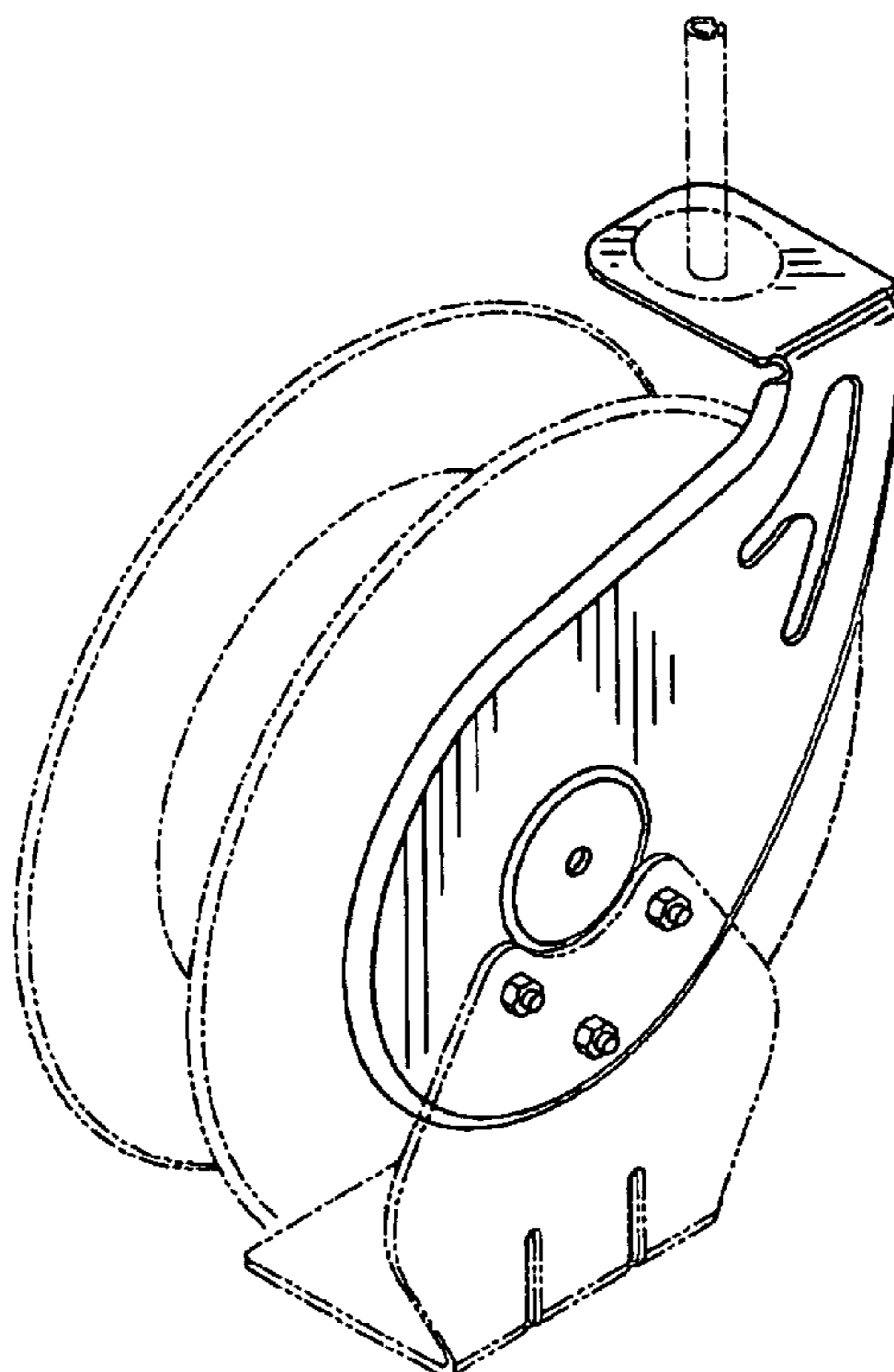


FIG. 1

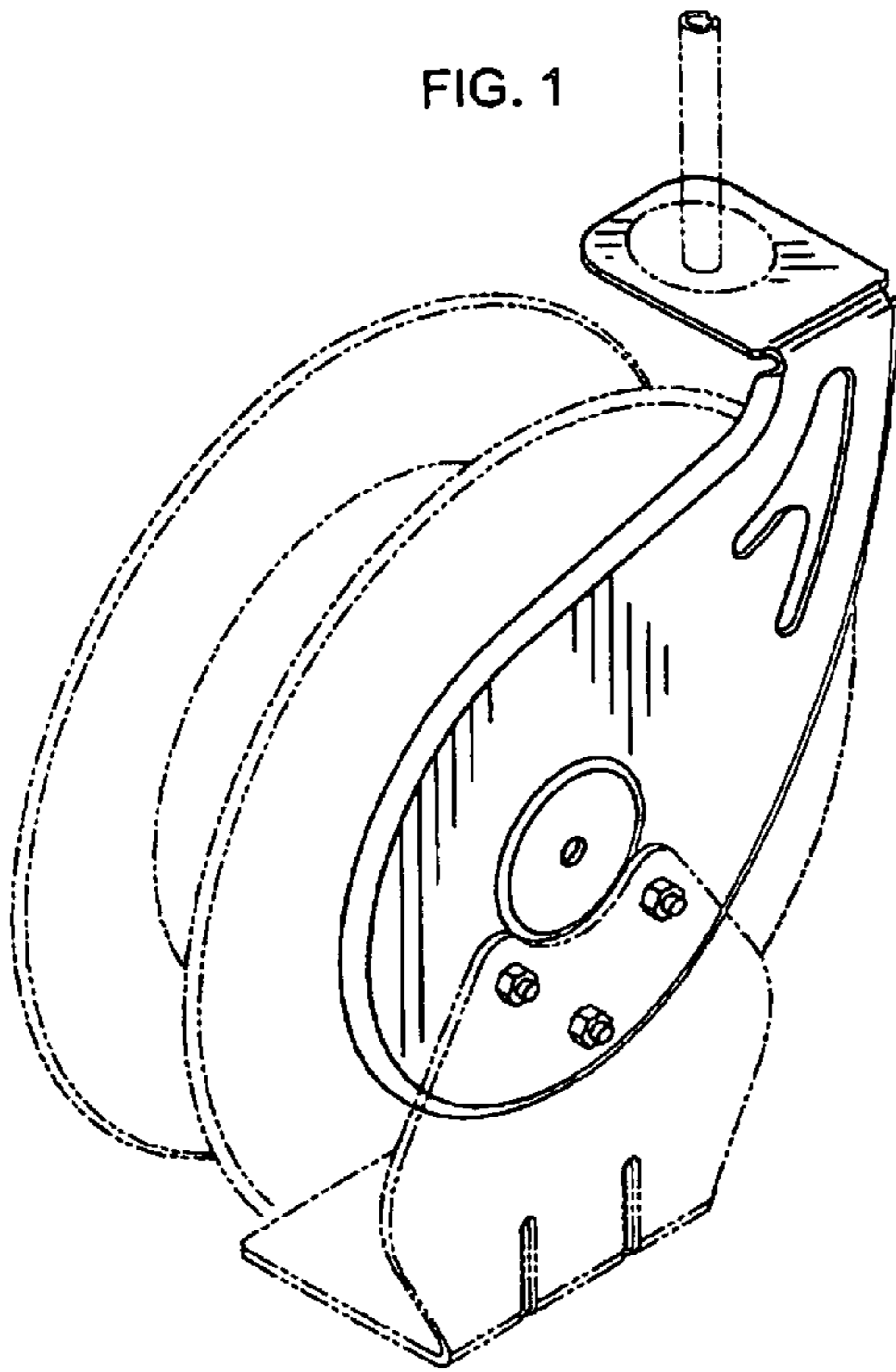


FIG. 4



FIG. 3




FIG. 2

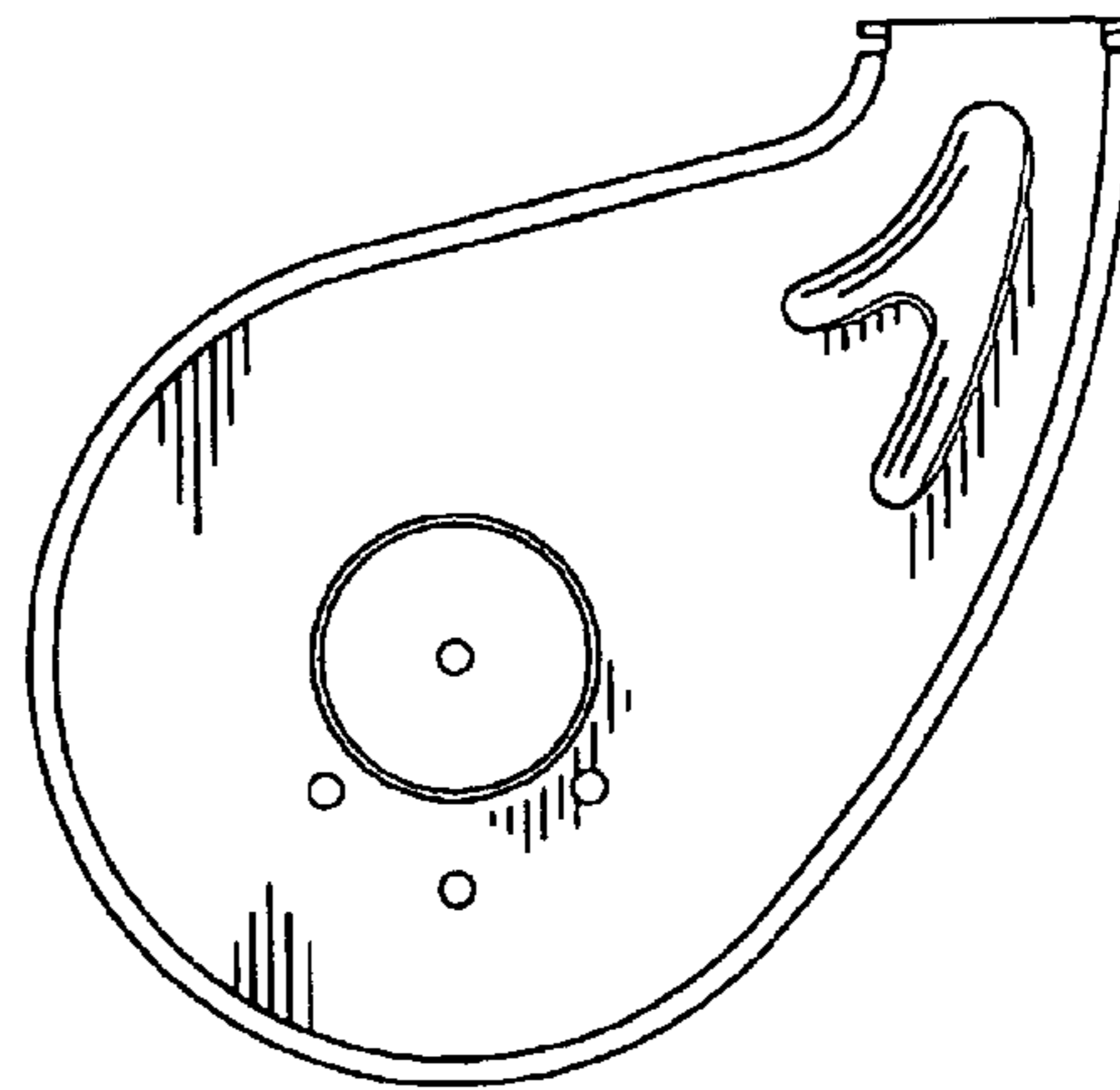


FIG. 7



FIG. 8




FIG. 5

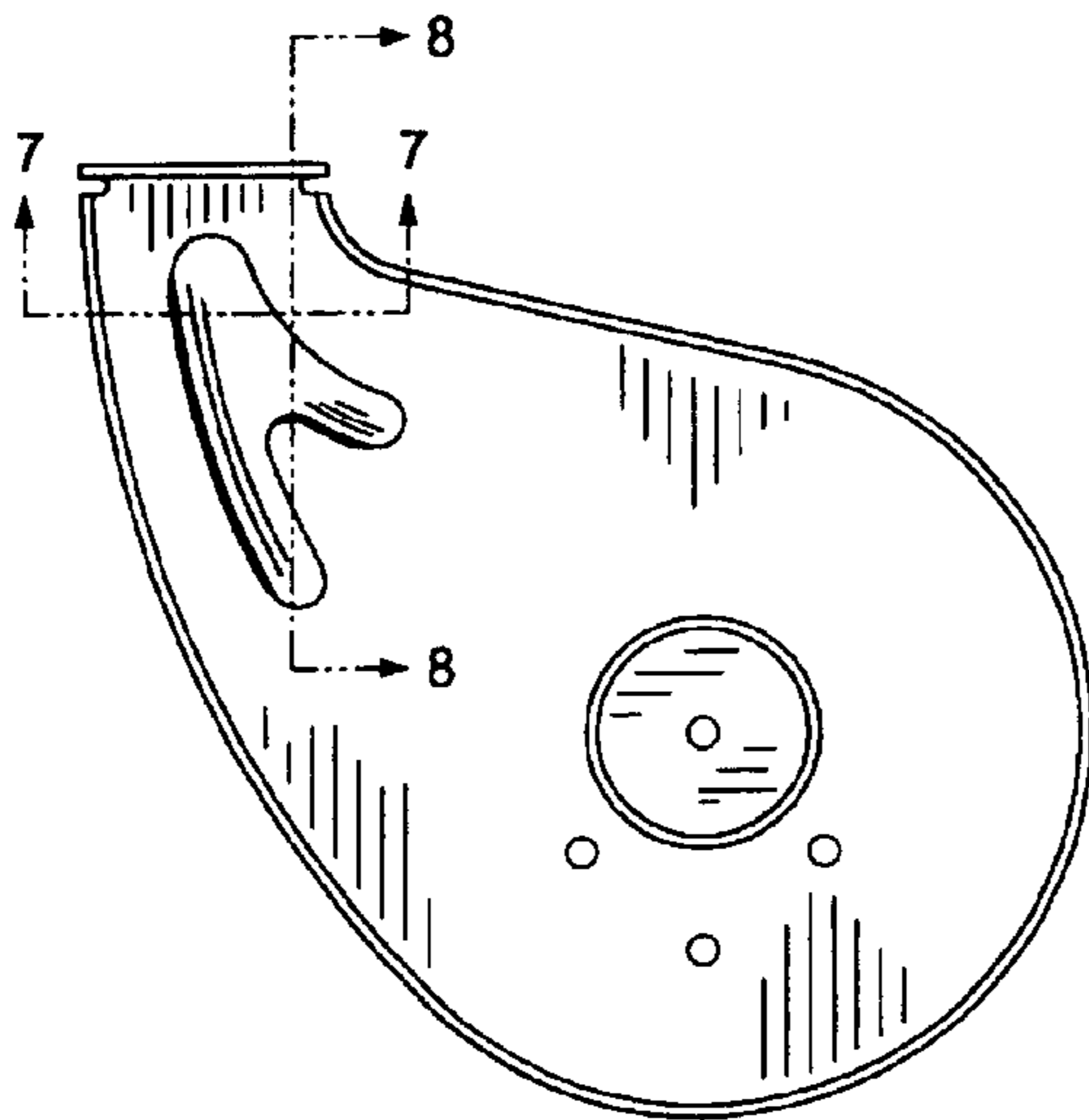


FIG. 6

