

US00D505610S

(12) **United States Design Patent**
Baskauskas et al.

(10) **Patent No.:** **US D505,610 S**

(45) **Date of Patent:** **** May 31, 2005**

(54) **ANASTASIA THUMBLATCH**

D418,386 S * 1/2000 Baskauskas et al. D8/302
D423,319 S * 4/2000 Baskauskas et al. D8/301
D467,487 S * 12/2002 Baskauskas et al. D8/302

(76) Inventors: **Asta Baskauskas**, Arkliu 20-9, Vilnius (LT); **Milda Bugailiskyte**, Arkliu 20-9, Vilnius (LT); **Algis Jasiukevicius**, Arkliu 20-9, Vilnius (LT)

* cited by examiner

(**) **Term:** **14 Years**

Primary Examiner—Paula A. Greene
(74) *Attorney, Agent, or Firm*—McDermott Will & Emery LLP

(21) **Appl. No.:** **29/187,733**

(57) **CLAIM**

(22) **Filed:** **Aug. 7, 2003**

An ornamental design for a anastasia thumbblatch, substantially as shown and described herein.

(51) **LOC (7) Cl.** **08-06**

(52) **U.S. Cl.** **D8/302**

(58) **Field of Search** D8/300, 301, 302, D8/305, 315-320, 347, 350; 292/336.3, 347, 357; 70/404, 408; 16/412

DESCRIPTION

(56) **References Cited**

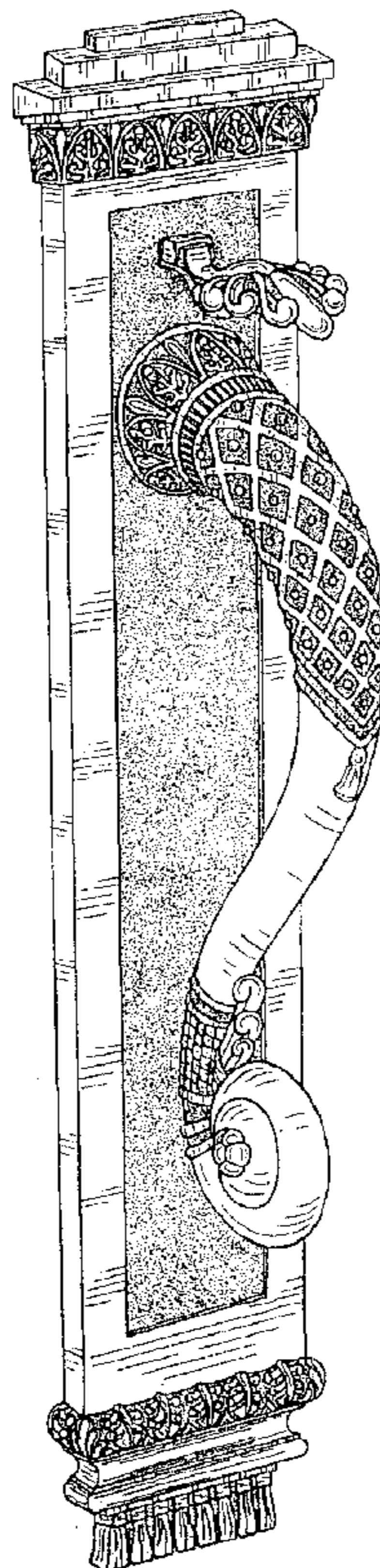
U.S. PATENT DOCUMENTS

D64,442 S * 4/1924 Collins D8/302
D252,012 S * 6/1979 Pittenger D8/302
D362,610 S * 9/1995 Ellis et al. D8/302

FIG. 1 is a perspective view of the anastasia thumbblatch; FIG. 2 is a front view thereof; FIG. 3 is a left side view thereof; FIG. 4 is a right side view thereof; FIG. 5 is a top side view thereof; and, FIG. 6 is a bottom view thereof.

The broken line in FIGS. 3,4,5, and 6 is for illustrative purposes only and forms no part of the claimed design.

1 Claim, 6 Drawing Sheets



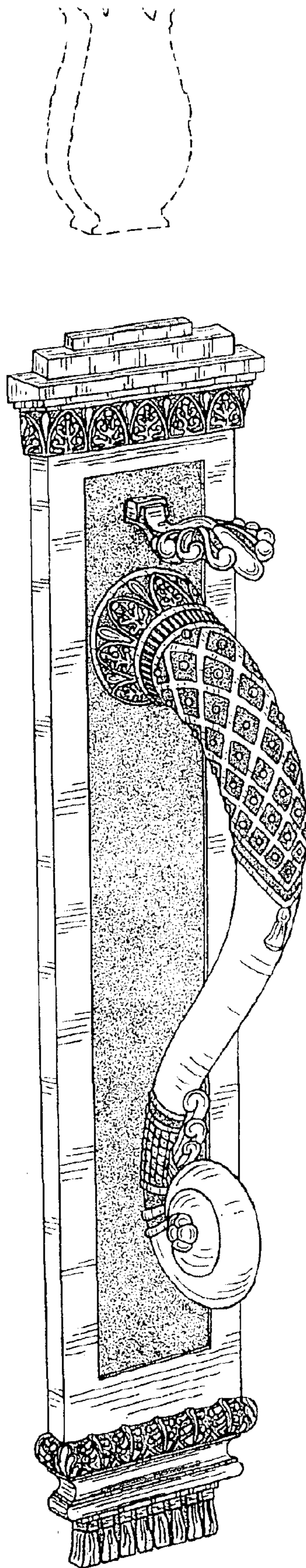


FIG. 1

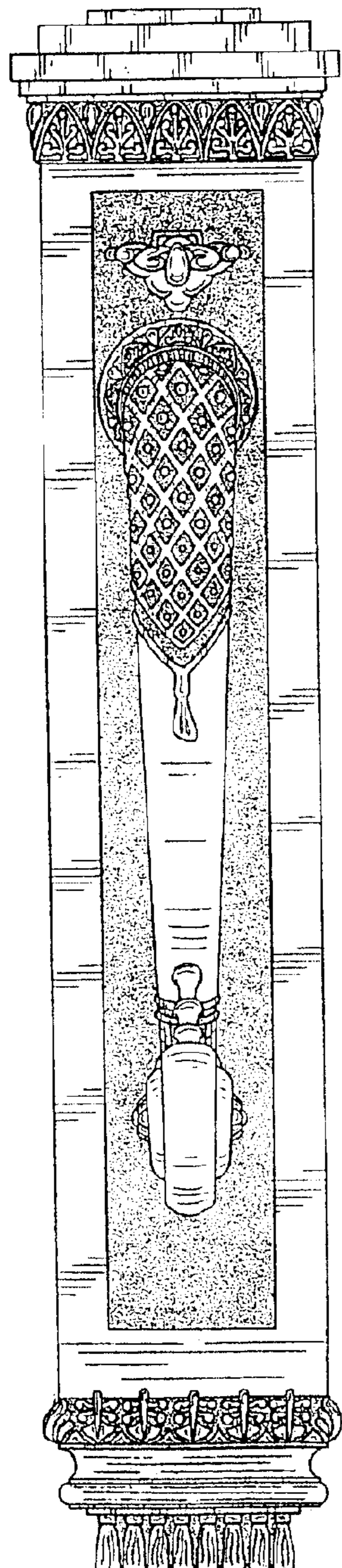
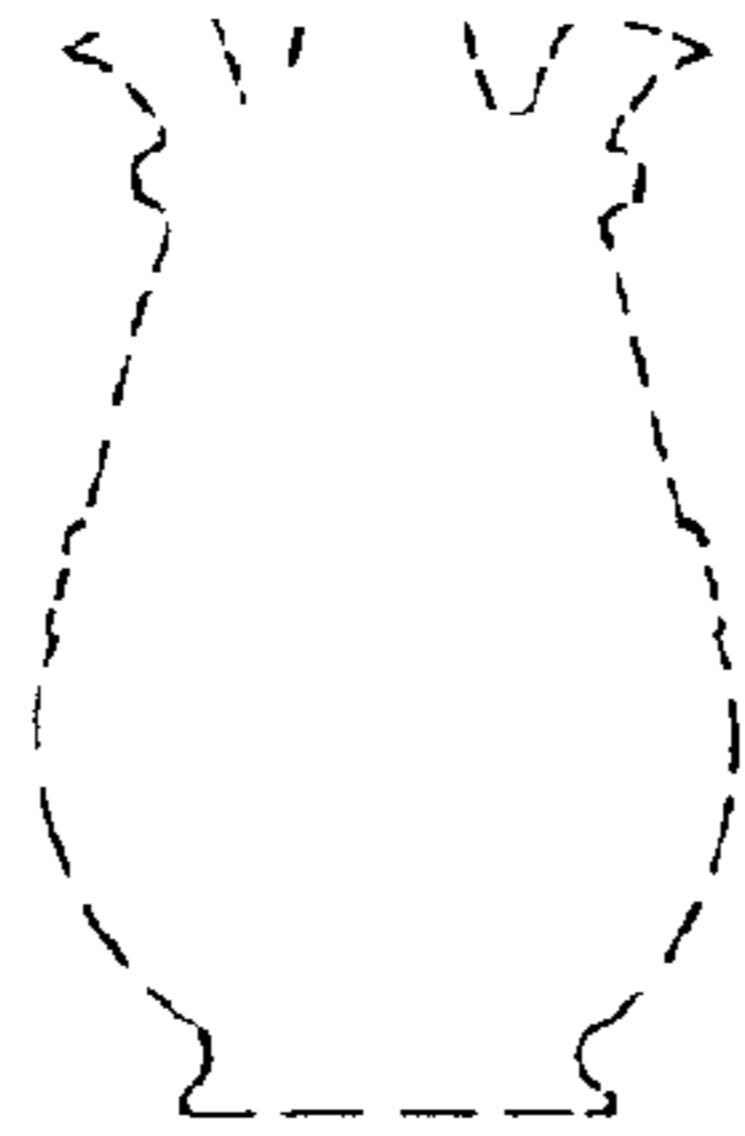


FIG. 2

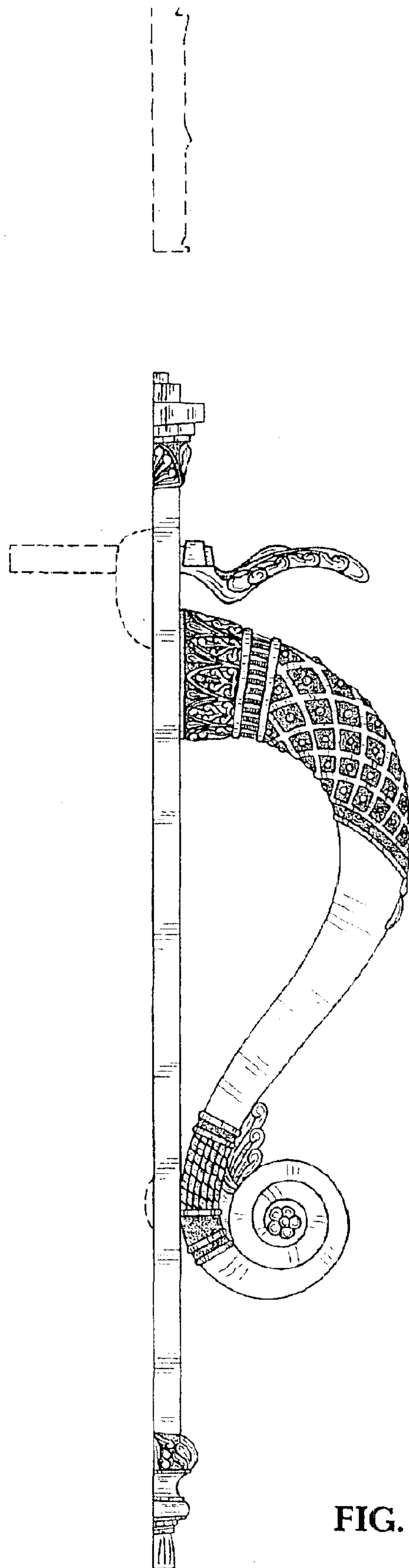


FIG. 3

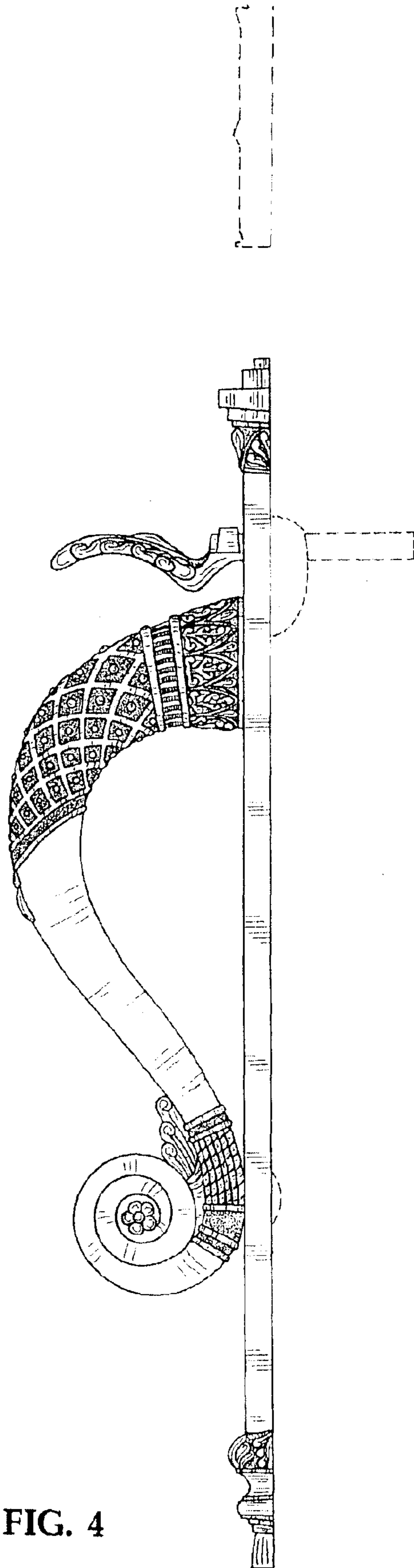


FIG. 4




FIG 5

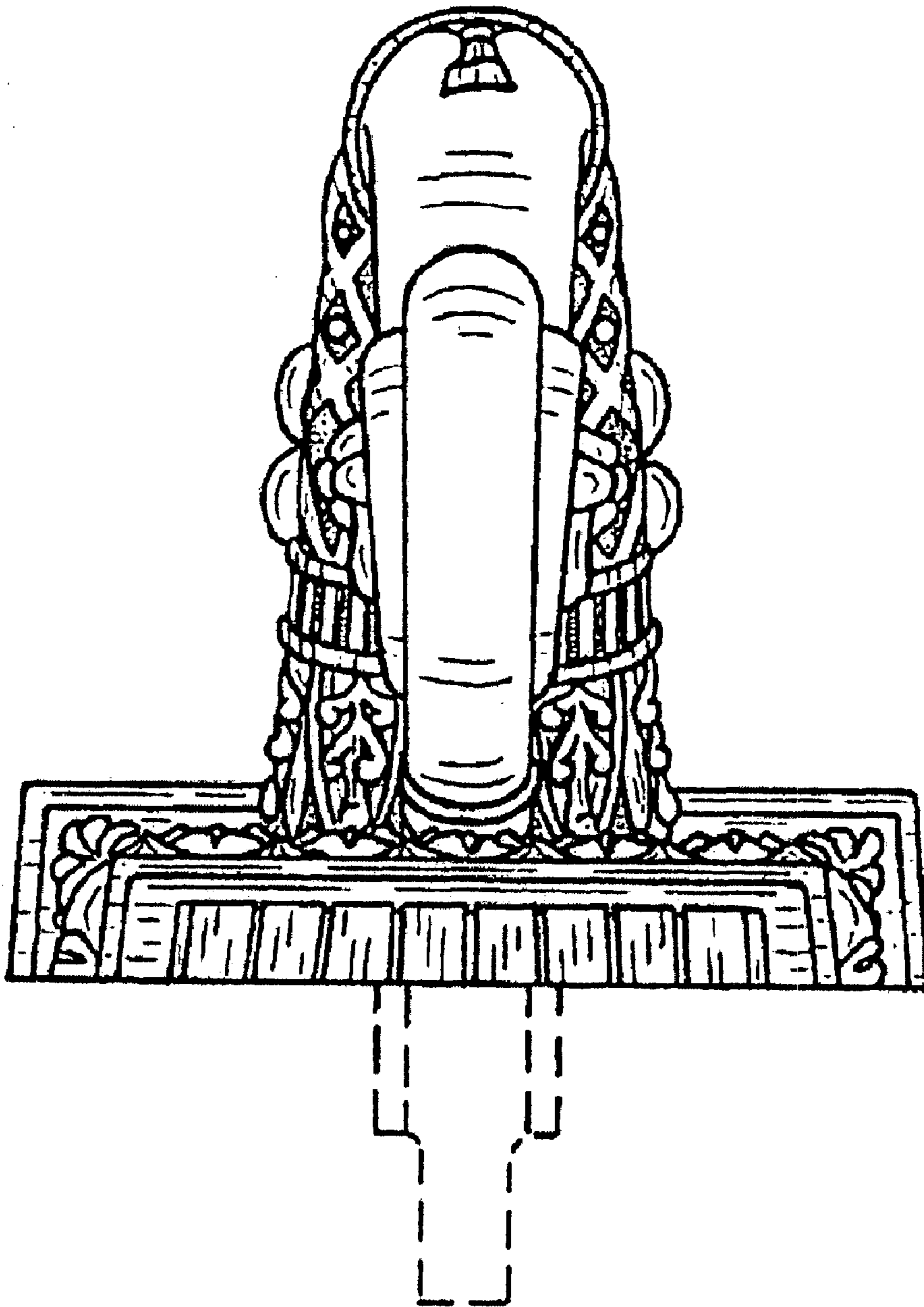


FIG. 6