

US00D505598S

(12) **United States Design Patent**  
Fiedeler et al.

(10) Patent No.: **US D505,598 S**

(45) Date of Patent: **\*\* May 31, 2005**

(54) **BAR STRAINER**

(75) Inventors: **Heinrich Fiedeler**, Wiesbaden (DE);  
**Michael Raasch**, Wiesbaden (DE)

(73) Assignee: **WMF Wuerttembergische  
Metallwarenfabrik AG**,  
Geislingen/Steige (DE)

(\*\*) Term: **14 Years**

(21) Appl. No.: **29/201,474**

(22) Filed: **Mar. 16, 2004**

(51) LOC (7) Cl. .... **07-04**

(52) U.S. Cl. .... **D7/667**

(58) Field of Search ..... D7/667, 668, 400;  
99/403, 499; 100/110; 210/464-474, 482,  
495, 498, 499, 497.01

(56) **References Cited**

**U.S. PATENT DOCUMENTS**

D173,201 S \* 10/1954 Gruber ..... D7/667  
D497,524 S \* 10/2004 Marsden et al. .... D7/667

\* cited by examiner

*Primary Examiner*—Terry A. Wallace

(74) *Attorney, Agent, or Firm*—Faegre & Benson LLP

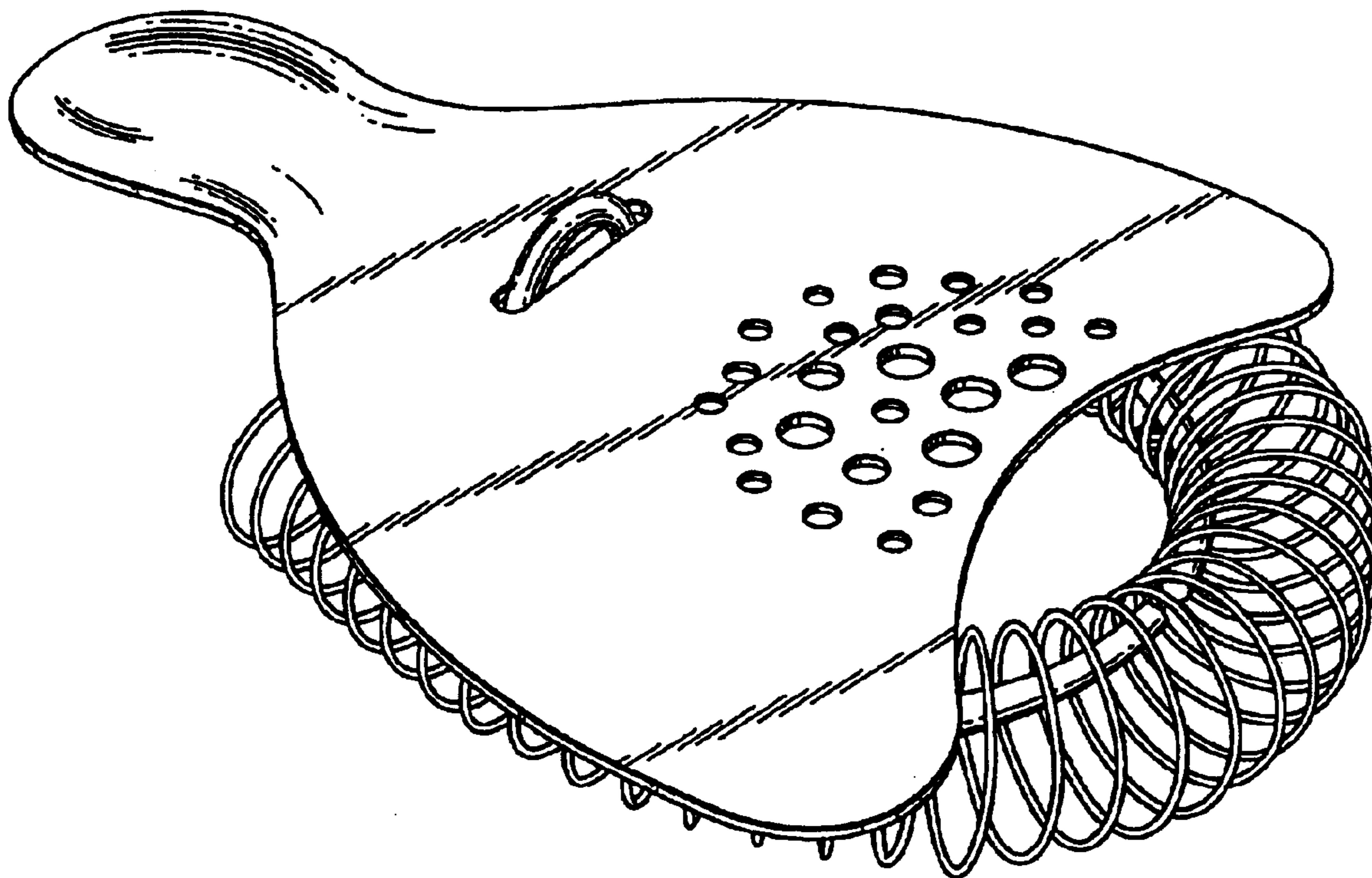
(57) **CLAIM**

The ornamental design for a bar strainer, as shown.

**DESCRIPTION**

FIG. 1 is a perspective view from above and to the left of a bar strainer of the present invention; and, FIG. 2 is a perspective view from below and to the right of the bar strainer of the present invention.

**1 Claim, 2 Drawing Sheets**



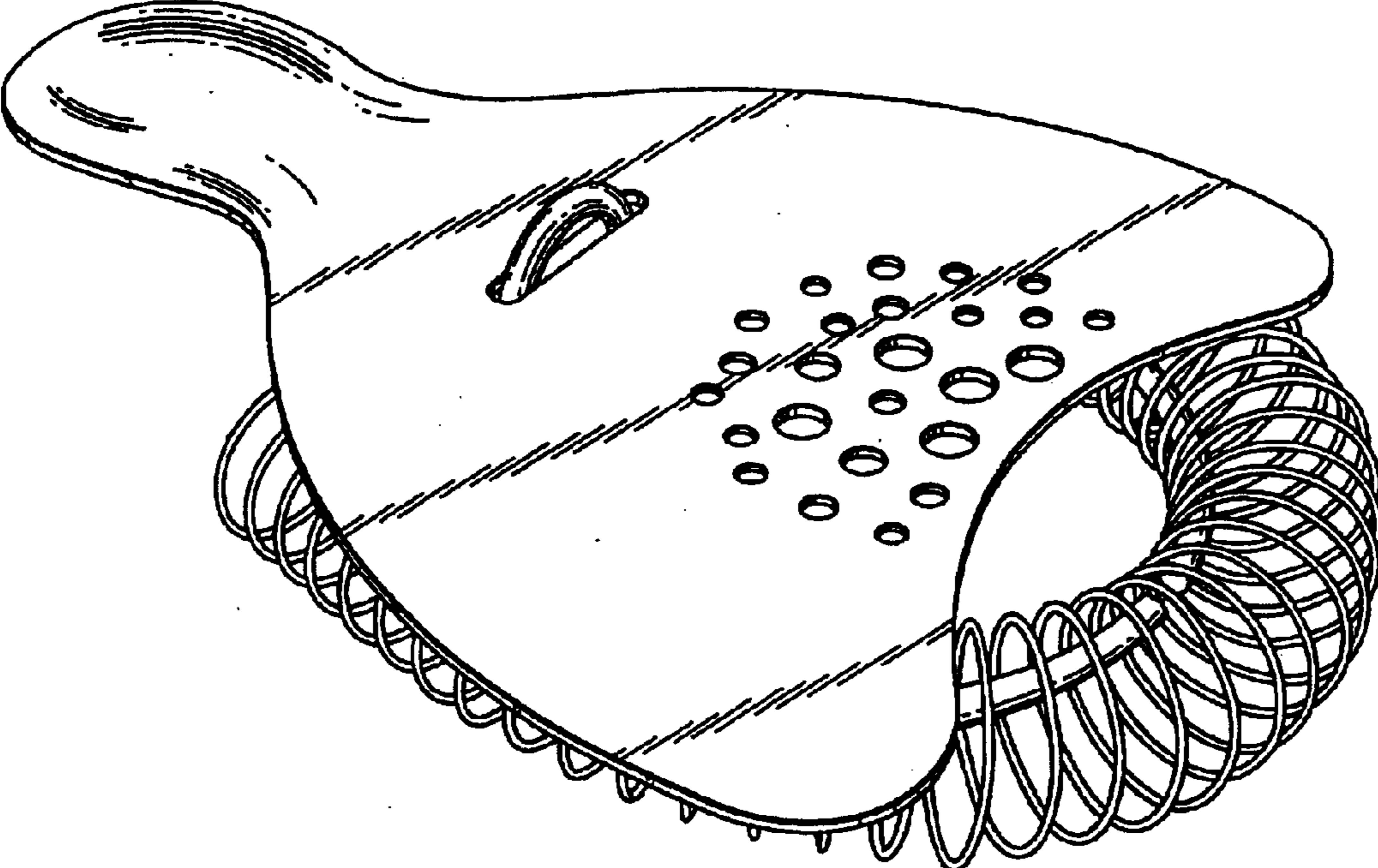


Fig. 1

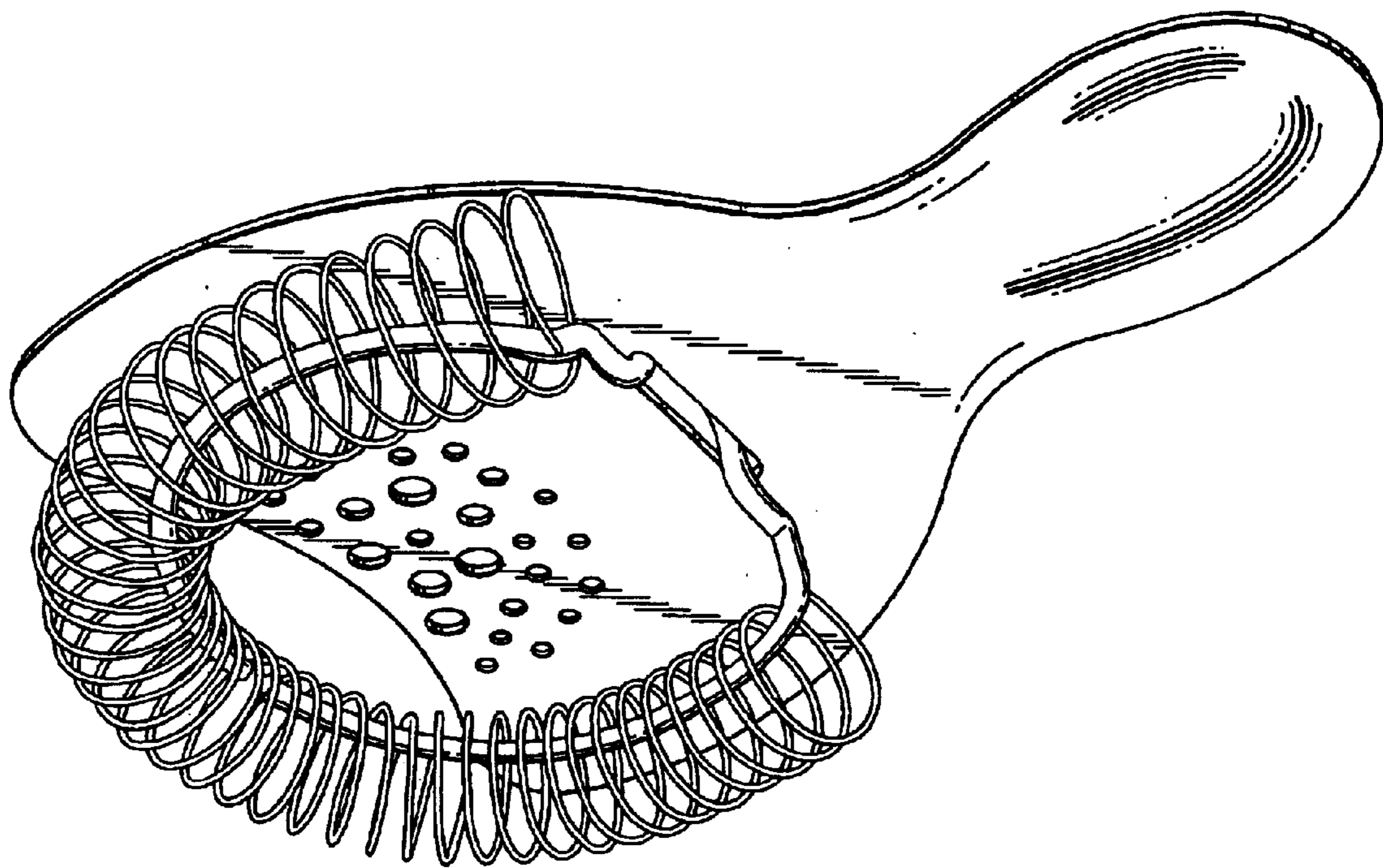


Fig. 2