

US00D505591S

(12) **United States Design Patent** (10) **Patent No.:** **US D505,591 S**
Bodum (45) **Date of Patent:** **** May 31, 2005**

(54) **CARAFE WITH REMOVABLE GLASS**

(75) Inventor: **Jørgen Bodum**, St. Niklausen (CH)

(73) Assignee: **PI-Design AG**, Triengen (CH)

(**) Term: **14 Years**

(21) Appl. No.: **29/187,729**

(22) Filed: **Aug. 7, 2003**

(30) **Foreign Application Priority Data**

Feb. 21, 2003 (DK) DA 2003 00139

(51) **LOC (7) Cl.** **07-01**

(52) **U.S. Cl.** **D7/507; D7/505; D7/300.1; D7/598**

(58) **Field of Search** D7/300, 300.1, D7/598, 523, 509, 507, 505, 510, 511, 608; 215/355, 6; 222/143, 572; 220/568, 522, 562; D9/558, 716, 505, 503, 337; 40/324

(56) **References Cited**

U.S. PATENT DOCUMENTS

- 1,765,129 A * 6/1930 Cooke 220/568
- 2,090,998 A * 8/1937 Amick 40/324
- 2,791,467 A * 5/1957 Leshin 222/143
- 3,327,911 A * 6/1967 Candito 222/572
- D208,884 S * 10/1967 McLeod D9/716
- D238,050 S * 12/1975 Schweizer D7/598
- D242,842 S * 12/1976 Wolf D7/300
- D258,045 S * 1/1981 Collins D9/337
- D260,078 S * 8/1981 Casoni D9/337

- D325,697 S * 4/1992 Parr D9/503
- D431,969 S * 10/2000 Hurlbut D7/608
- D473,460 S * 4/2003 Whitworth D9/337
- D474,406 S * 5/2003 Kaposi D9/505
- D480,590 S * 10/2003 Linz et al. D7/300.1
- D482,570 S * 11/2003 Henderson D7/507
- D483,982 S * 12/2003 Irvine D7/300.1
- D491,767 S * 6/2004 Kaposi D7/598
- D493,327 S * 7/2004 Marsden et al. D7/301.1

* cited by examiner

Primary Examiner—M. N. Pandozzi

(74) *Attorney, Agent, or Firm*—Nath & Associates PLLC; Gary M. Nath; Gregory B. Kang


(57) **CLAIM**

The ornamental design for a carafe with removable glass, as shown and described.

DESCRIPTION

FIG. 1 is a front elevational view of a carafe with removable glass, all sides being the same;
 FIG. 2 is a perspective view thereof;
 FIG. 3 is a top plan view thereof;
 FIG. 4 is a front elevational view of a carafe with removable glass, the glass removed for ease of illustration;
 FIG. 5 is a perspective view thereof;
 FIG. 6 is a top plan view thereof;
 FIG. 7 is a front elevational view of a carafe with removable glass, the carafe removed for ease of illustration;
 FIG. 8 is a perspective view thereof;
 FIG. 9 is a top plan view thereof; and,
 FIG. 10 is a bottom plan view thereof.

1 Claim, 10 Drawing Sheets






Fig. 1

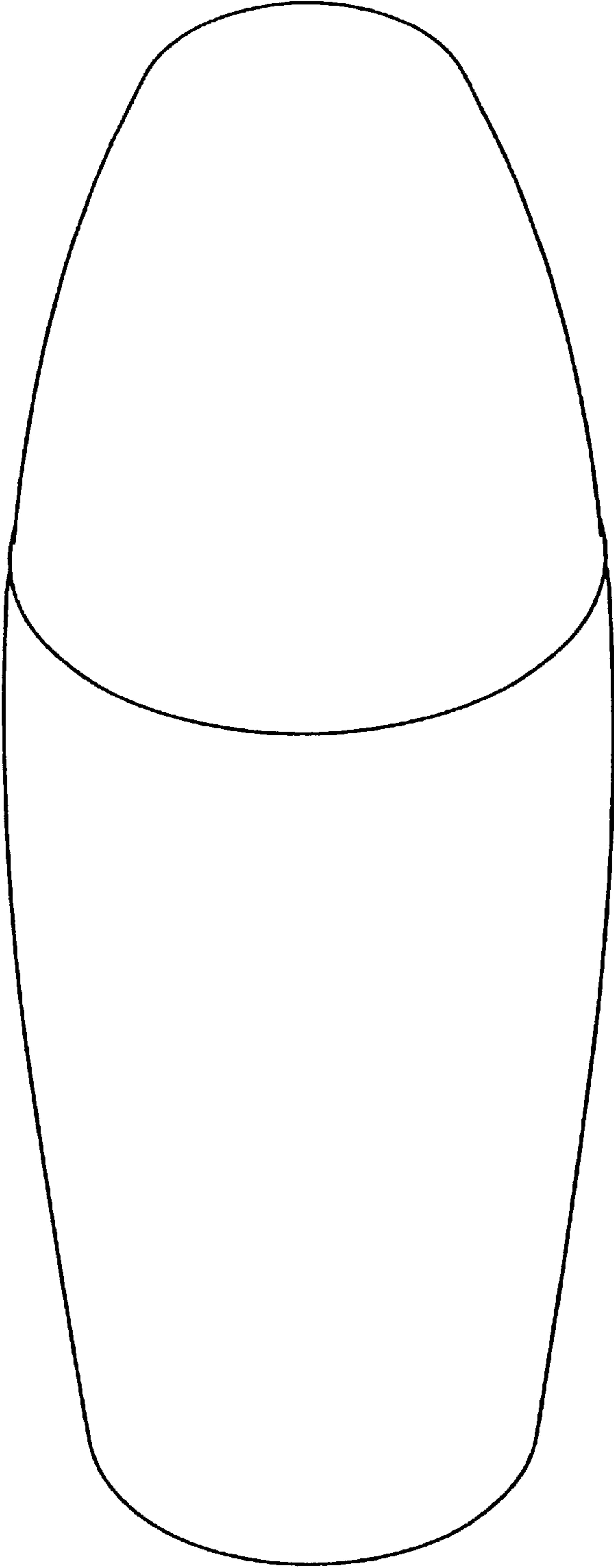


Fig. 2

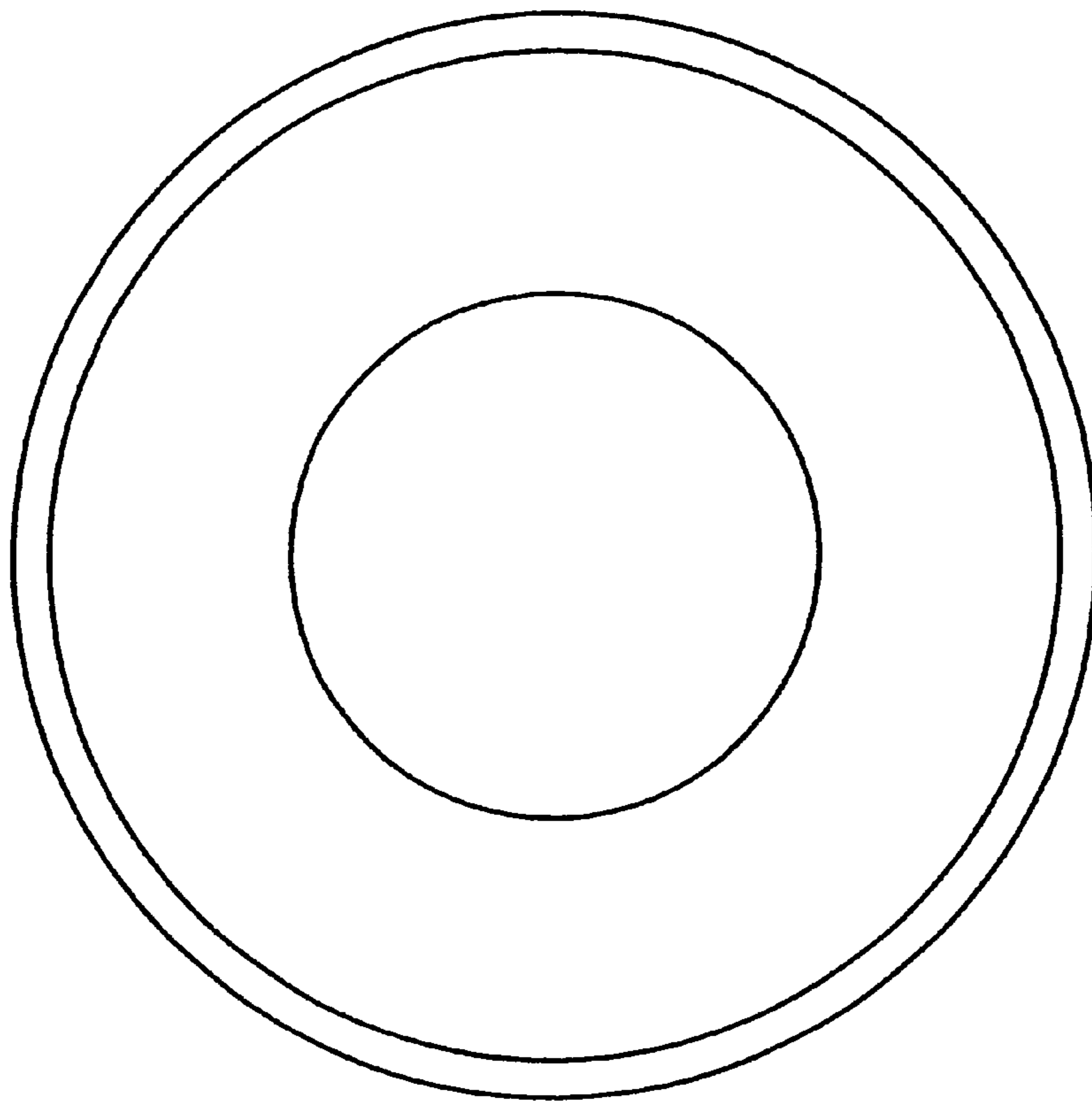


Fig. 3




Fig. 4




Fig. 5

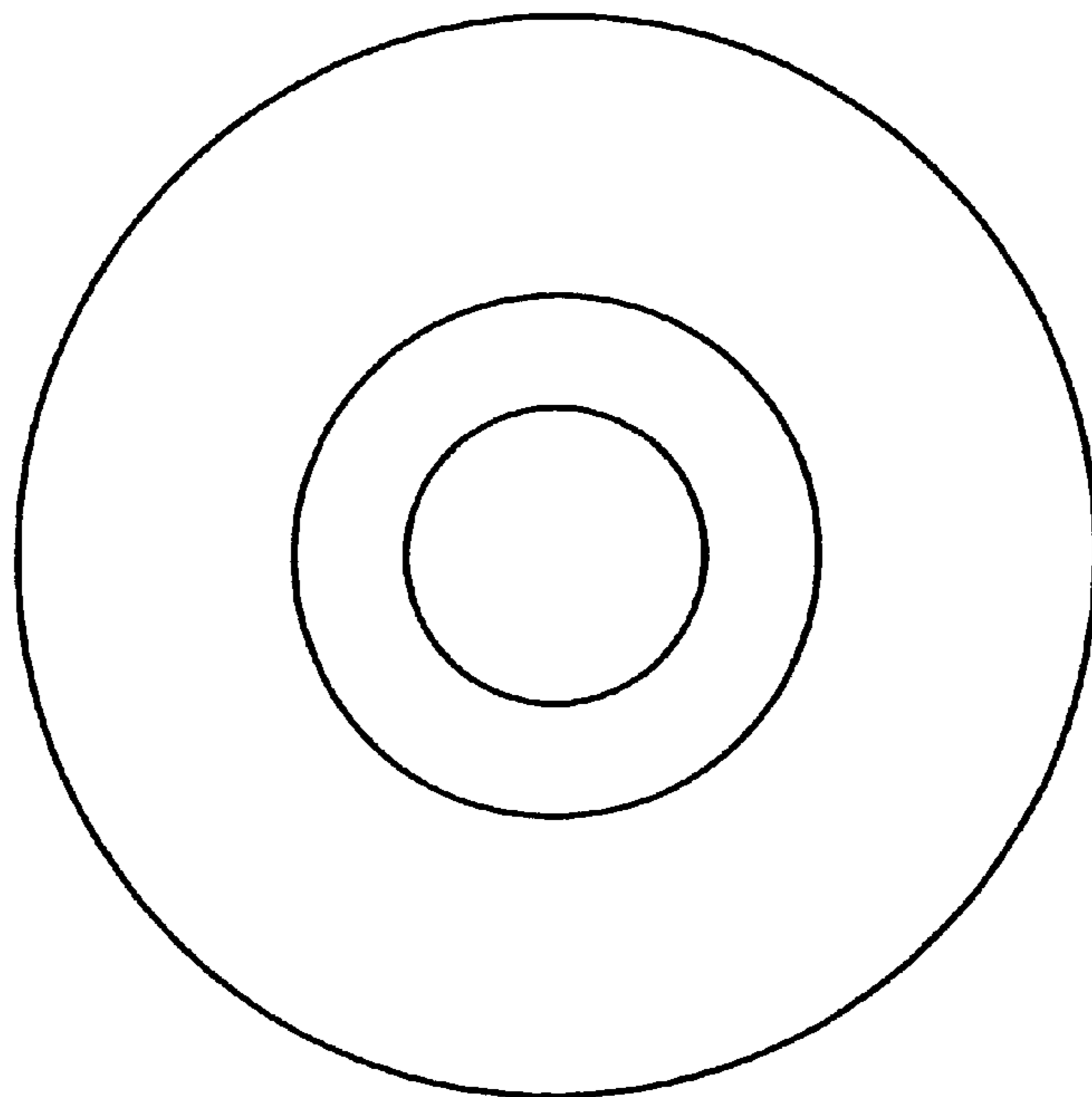


Fig. 6

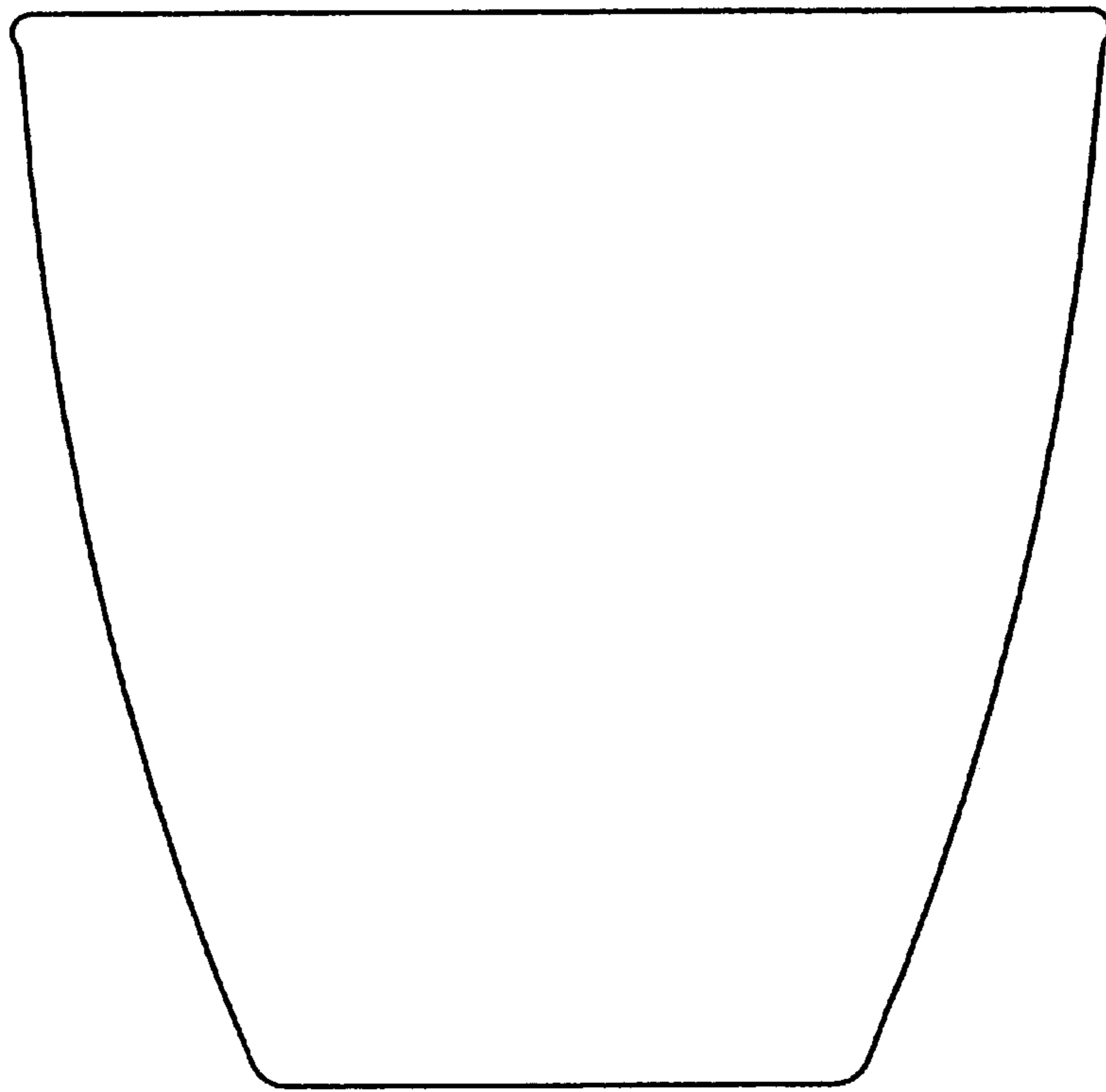


Fig. 7

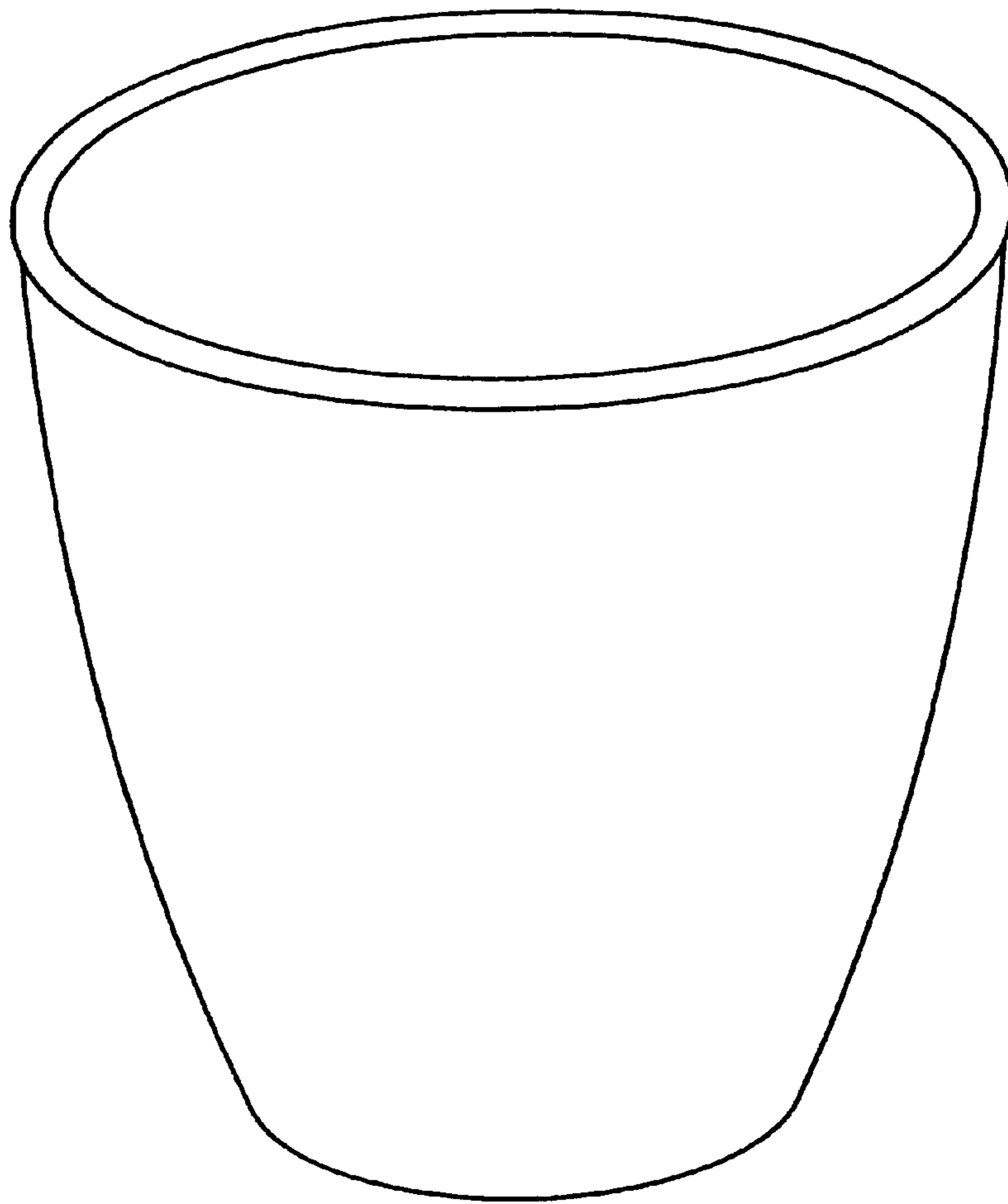


Fig. 8




Fig. 9

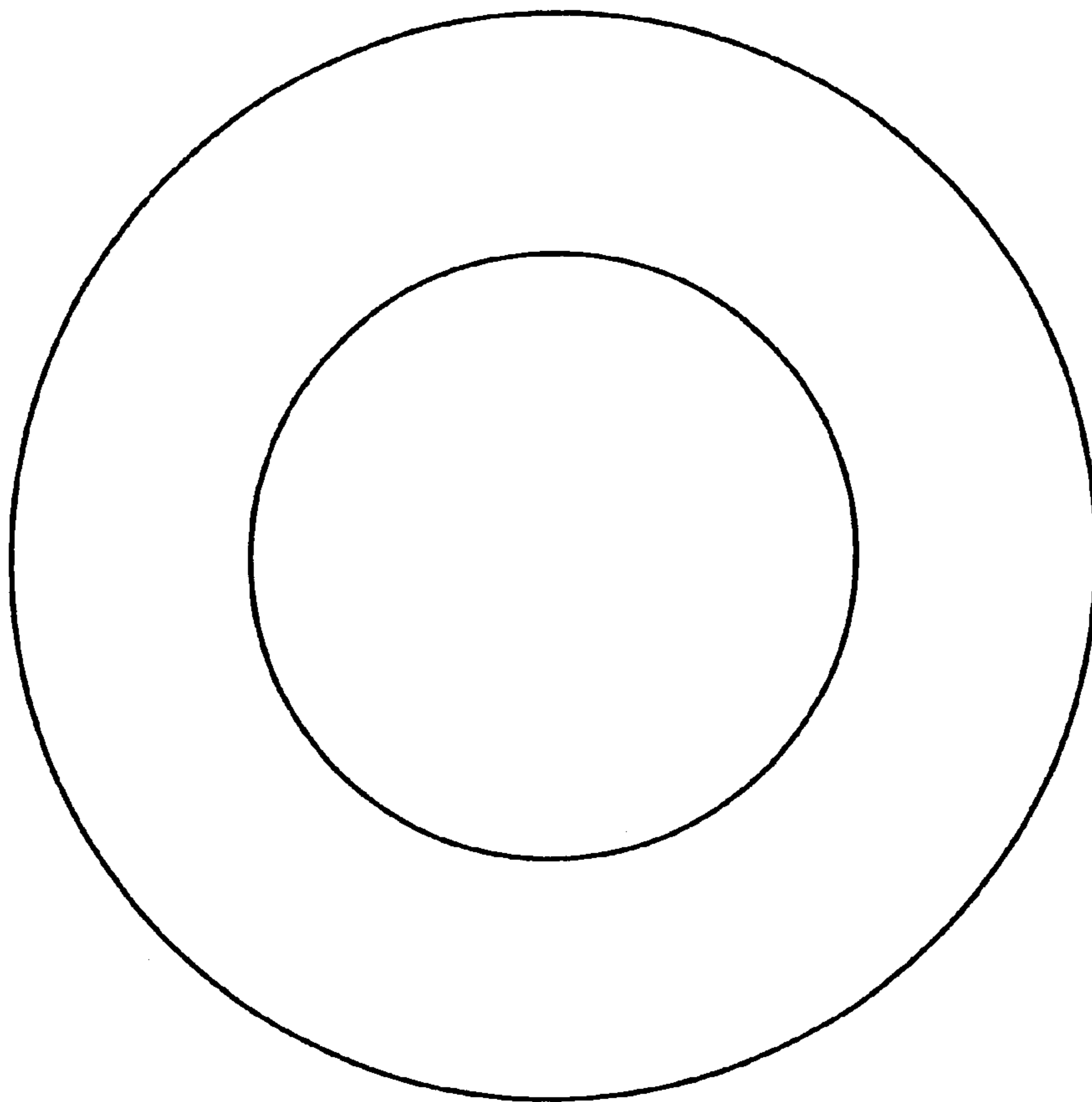


Fig. 10