

US00D505583S

(12) **United States Design Patent**
Allsopp

(10) **Patent No.:** **US D505,583 S**
(45) **Date of Patent:** **** May 31, 2005**

(54) **CHAIN WHEEL HOUSING FOR A BLIND**
(75) Inventor: **Reginald Charles Allsopp**, Cheshire (GB)
(73) Assignee: **louver-Lite Ltd**, Hyde Cheshire (GB)
(**) Term: **14 Years**
(21) Appl. No.: **29/189,995**
(22) Filed: **Sep. 12, 2003**
(30) **Foreign Application Priority Data**
Aug. 27, 2003 (EM) 71055

EP	0 481 688	10/1991
EP	0 717 166	6/1996
EP	0 869 254	10/1998
EP	0 940 553	9/1999
EP	0 972 906	1/2000
EP	0 976 909	2/2000
FR	2 800 121	10/1999
GB	2 181 475	4/1997
GB	2 313 143	5/1997
GB	D 2104201	10/2001
GB	D 2106405	1/2002
GB	D 3006555	9/2002
JP	09 310 570	12/1997
US	6173825	1/2001
WO	94/15057	7/1994
WO	96/05400	2/1996

(51) **LOC (7) Cl.** **06-10**
(52) **U.S. Cl.** **D6/580**
(58) **Field of Search** D6/580; 160/321,
160/178.1 V, 168.1 P; 192/223.4

* cited by examiner

Primary Examiner—Holly Baynham
(74) *Attorney, Agent, or Firm*—Haugen Law Firm PLLP

(56) **References Cited**

(57) **CLAIM**

U.S. PATENT DOCUMENTS

The ornamental design for a chain wheel housing for a blind, as shown and described.

1,833,615 A * 11/1931 Myers 192/223.4
4,865,109 A * 9/1989 Sherman 160/321
5,137,073 A * 8/1992 Huang 160/321
5,361,822 A 11/1994 Nijs
5,375,643 A 12/1994 Rude
6,173,825 B1 1/2001 Liu
2003/0085003 A1 5/2003 Cheng

DESCRIPTION

FIG. 1 is a perspective view from the front, above, and one side of the chain wheel housing for a blind of the present design; and,

FIG. 2 is a perspective view from the front, below, and the opposed side of the design as shown in FIG. 1.

FOREIGN PATENT DOCUMENTS

DE 200 22 527 11/2001

1 Claim, 1 Drawing Sheet

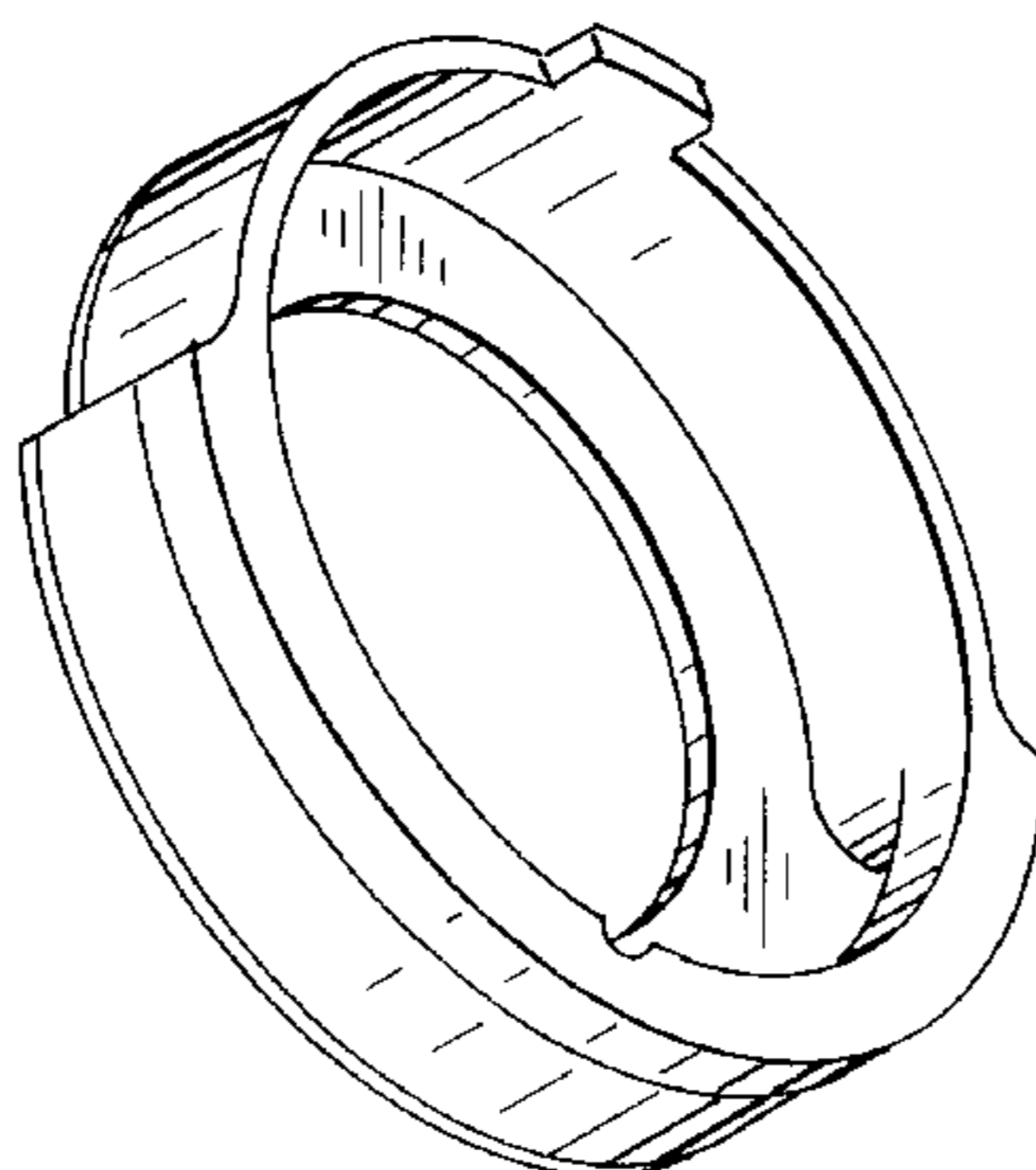
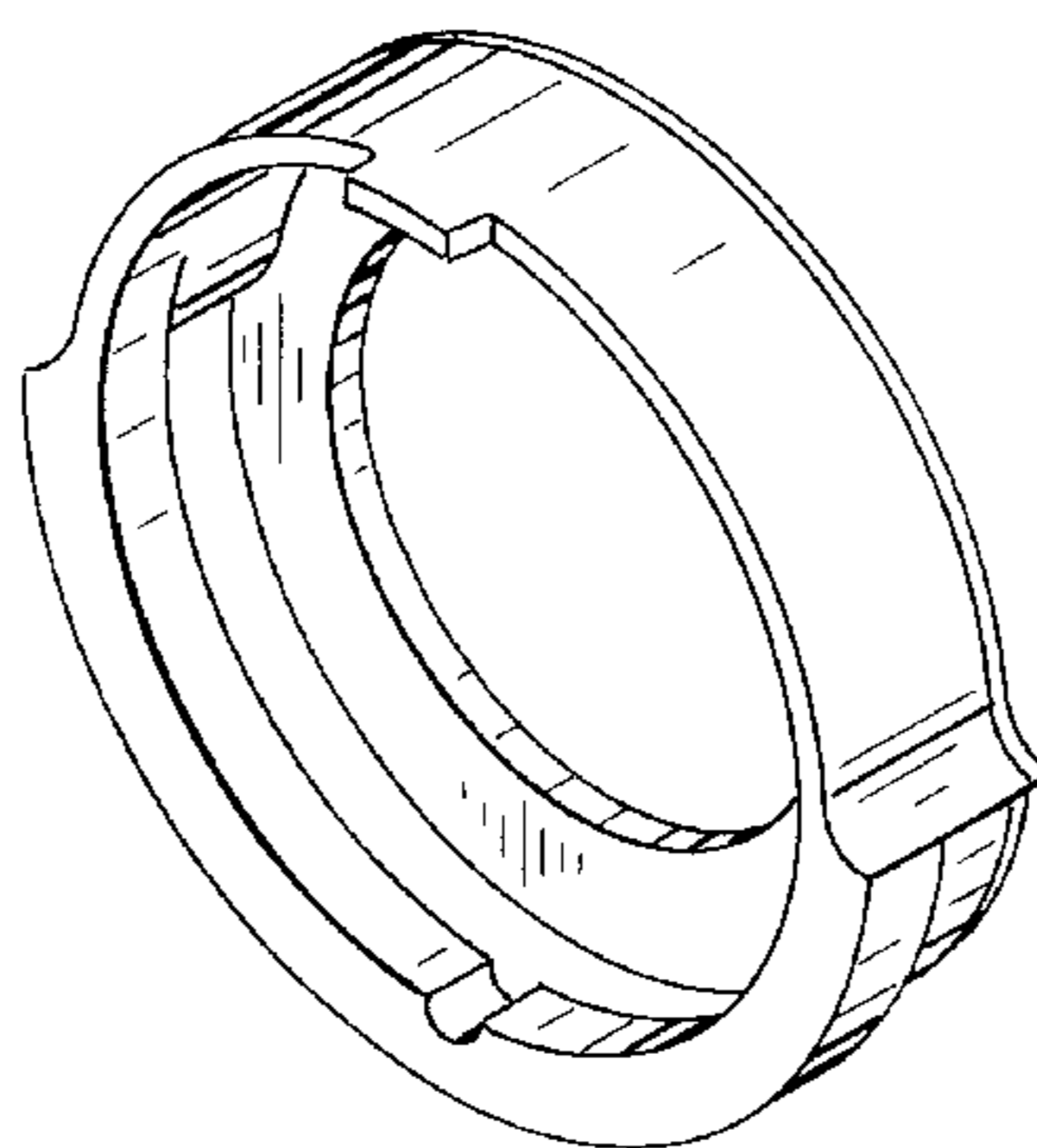


Fig.-1

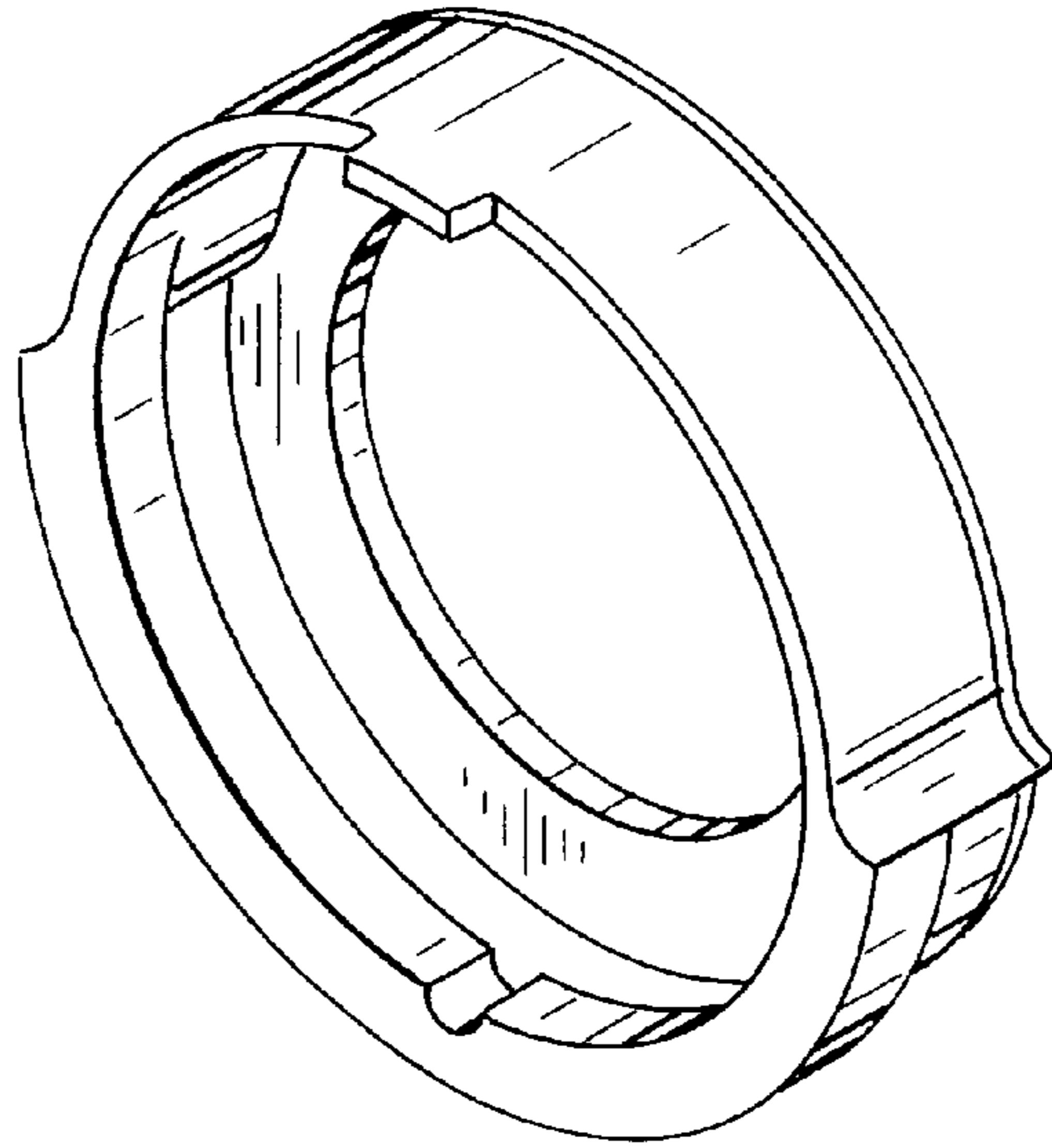


Fig.-2

