

US00D505568S

(12) **United States Design Patent**
Moon et al.

(10) **Patent No.: US D505,568 S**

(45) **Date of Patent: ** May 31, 2005**

(54) **METAL LOCKER**

(75) Inventors: **Brian Moon**, Dekalk, IL (US);
Torrence Anderson, Overland Park, KS (US)

(73) Assignee: **Suncast Corporation**, Batavia, IL (US)

(**) Term: **14 Years**

(21) Appl. No.: **29/202,967**

(22) Filed: **Apr. 6, 2004**

(51) **LOC (7) Cl.** **06-04**

(52) **U.S. Cl.** **D6/432**

(58) **Field of Search** D6/432-448; 312/204,
312/213, 249.1, 249.8, 108, 257.1, 297,
330.1

(56) **References Cited**

U.S. PATENT DOCUMENTS

1,120,213	A	*	12/1914	Merritt et al.	312/108
2,749,199	A	*	6/1956	O'Connor	312/257.1
4,447,099	A	*	5/1984	French et al.	312/257.1
D352,660	S	*	11/1994	Stribiak	D9/420
5,951,126	A	*	9/1999	Wolff et al.	312/108
D423,814	S	*	5/2000	Belka et al.	D6/432
D459,611	S	*	7/2002	Lio et al.	D6/432

D492,135	S	*	6/2004	Anderson et al.	D6/448
D492,508	S	*	7/2004	Anderson et al.	D6/448
D492,509	S	*	7/2004	Anderson et al.	D6/448
D495,162	S	*	8/2004	Anderson et al.	D6/432
D496,805	S	*	10/2004	Anderson et al.	D6/445

OTHER PUBLICATIONS

C & H catalog, Lockers A-D, p. 4, 1992.*

* cited by examiner

Primary Examiner—Cathron Brooks

(74) *Attorney, Agent, or Firm*—McHale & Slavin, P.A.

(57) **CLAIM**

The ornamental design for a metal locker, as shown and described.

DESCRIPTION

FIG. 1 is a perspective view of the metal locker of the instant invention;

FIG. 2 is a front elevation view thereof;

FIG. 3 is a rear view thereof;

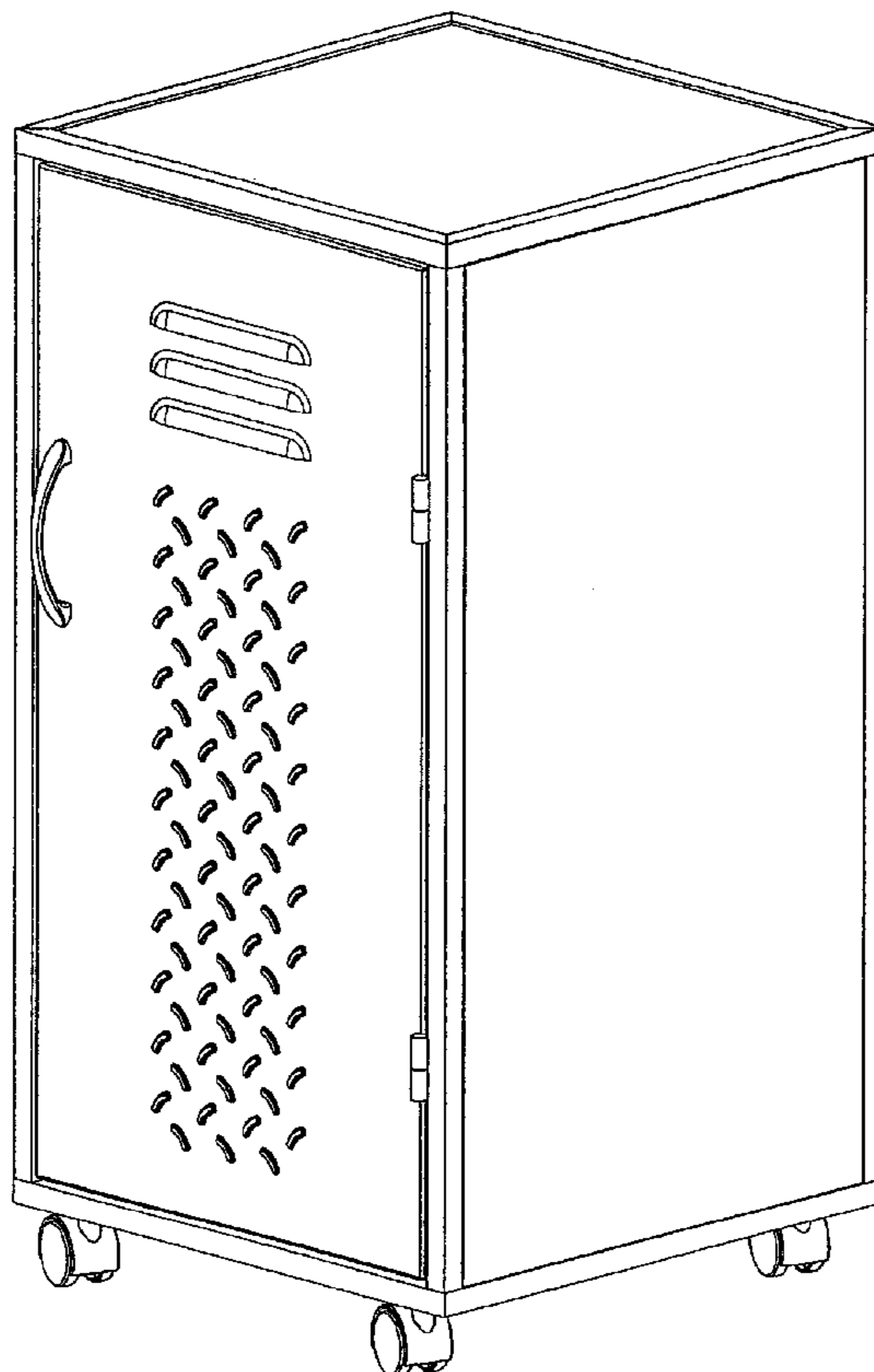
FIG. 4 is a right side view thereof;

FIG. 5 is a left side view thereof;

FIG. 6 is a top view thereof; and,

FIG. 7 is a bottom view.

1 Claim, 6 Drawing Sheets



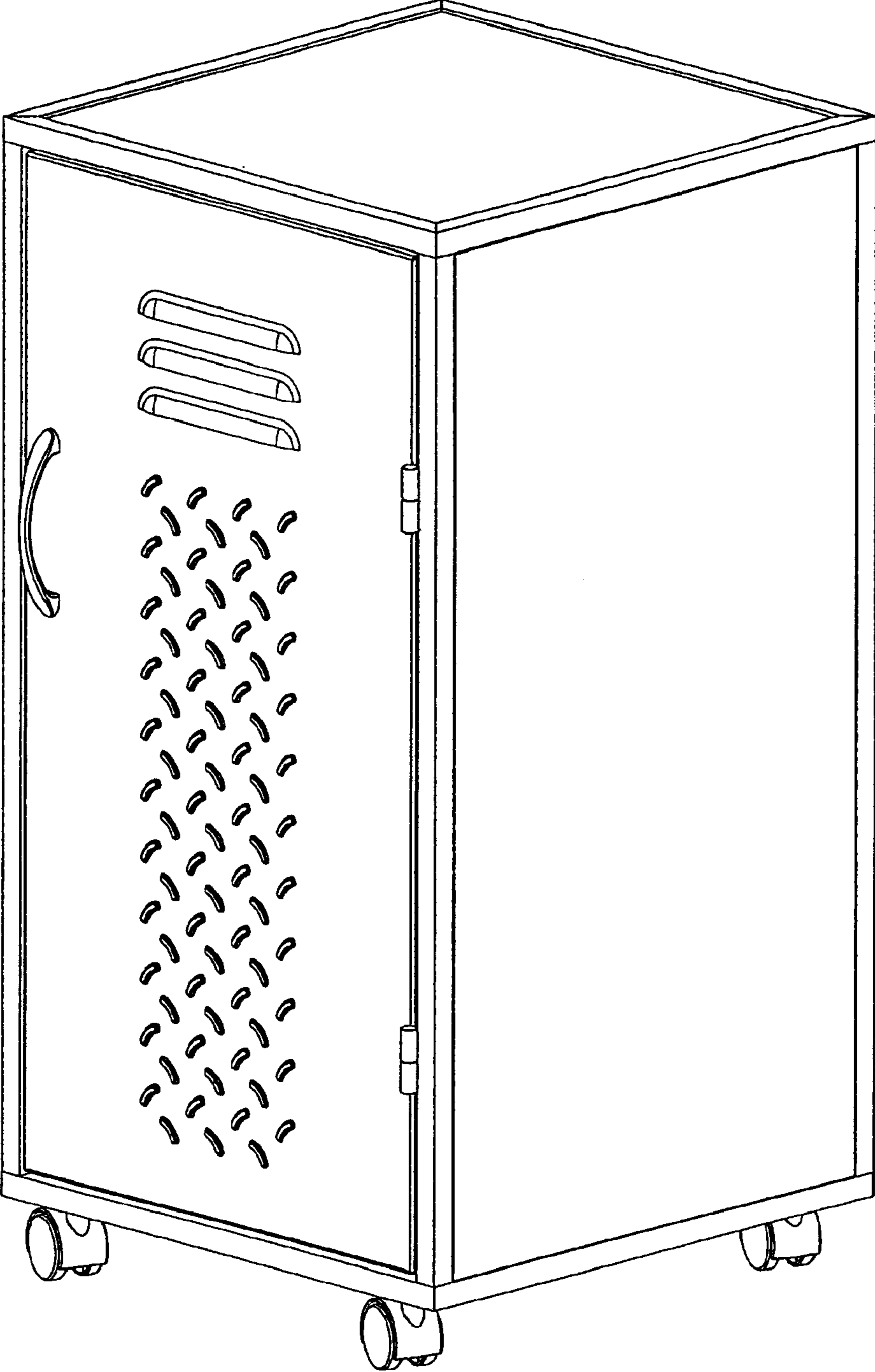


FIGURE 1

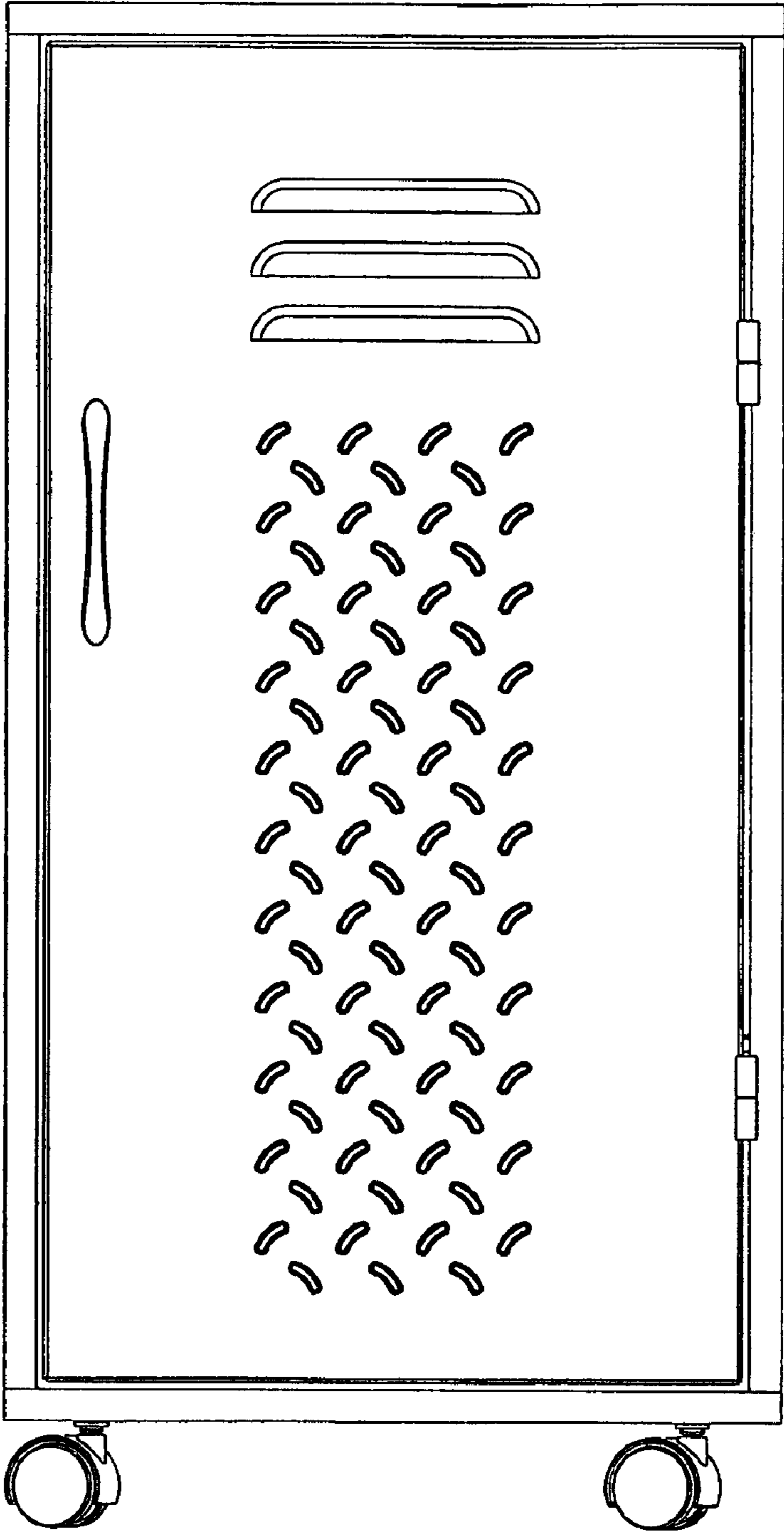


FIGURE 2




FIGURE 3




FIGURE 4




FIGURE 5




FIGURE 6




FIGURE 7