

US00D505559S

(12) **United States Design Patent**  
**Sun**

(10) **Patent No.:** **US D505,559 S**

(45) **Date of Patent:** **\*\* May 31, 2005**

(54) **BENCH**

(76) **Inventor:** **Conrad Sun**, 1058 Quail Gardens Ct.,  
Encinitas, CA (US) 92024

(\*\*) **Term:** **14 Years**

(21) **Appl. No.:** **29/187,958**

(22) **Filed:** **Aug. 8, 2003**

(51) **LOC (7) Cl.** ..... **06-01**

(52) **U.S. Cl.** ..... **D6/349; D6/480**

(58) **Field of Search** ..... D6/349, 350, 480-489,  
D6/511, 495-499, 429, 355; 108/150, 153.1,  
155, 156, 157.1, 161; 248/188, 188.1, 188.8;  
297/461, 462, 423.1, 423.39, 423.41

(56) **References Cited**

**U.S. PATENT DOCUMENTS**

D159,947 S \* 9/1950 Bell ..... D6/349

D191,791 S \* 11/1961 Konves ..... D6/336  
D215,430 S \* 9/1969 Suzuki ..... D6/349  
D461,330 S \* 8/2002 Wang ..... D6/400  
D481,210 S \* 10/2003 Chipman ..... D6/349

\* cited by examiner

*Primary Examiner*—Janice E. Seeger

(74) *Attorney, Agent, or Firm*—Leonard Tachner

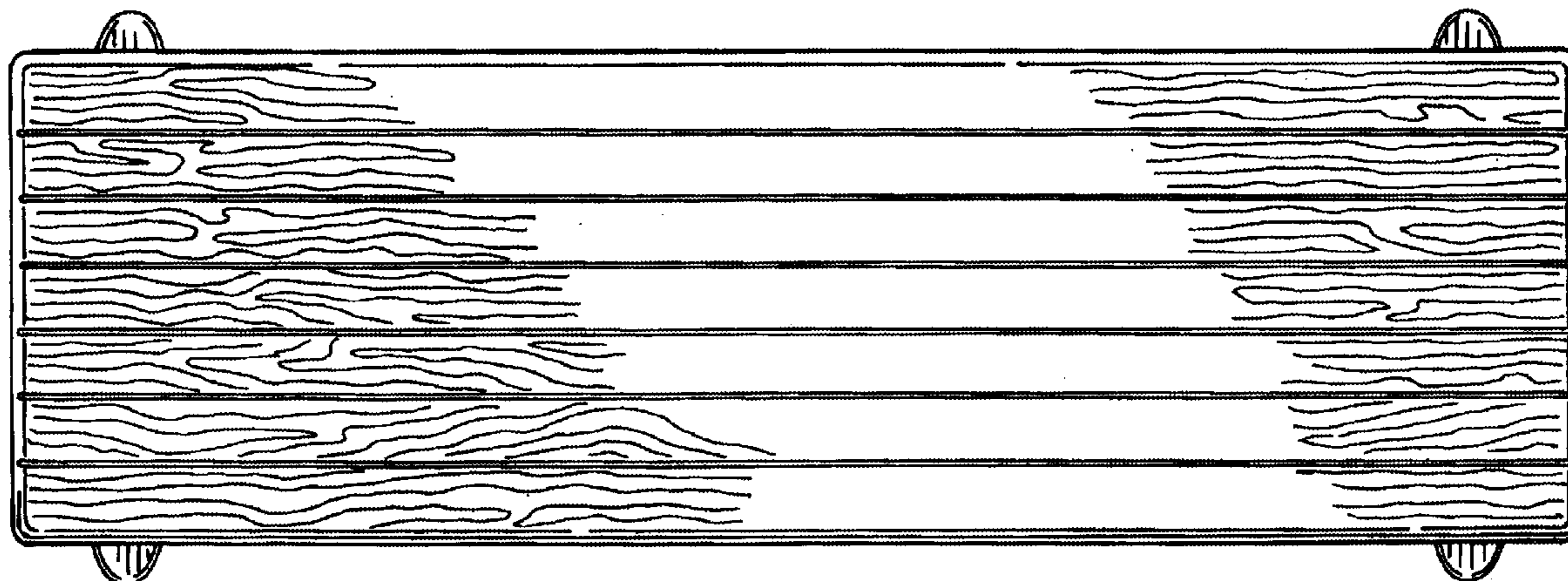
(57) **CLAIM**

The ornamental design for “bench,” as shown and described.

**DESCRIPTION**

FIG. 1 is a top view of the present invention;  
FIG. 2 is a bottom view of the present invention;  
FIG. 3 is a front view of the present invention;  
FIG. 4 is a back view of the present invention;  
FIG. 5 is a left-side view of the present invention; and,  
FIG. 6 is a right-side view of the present invention.

**1 Claim, 4 Drawing Sheets**






FIG. 1

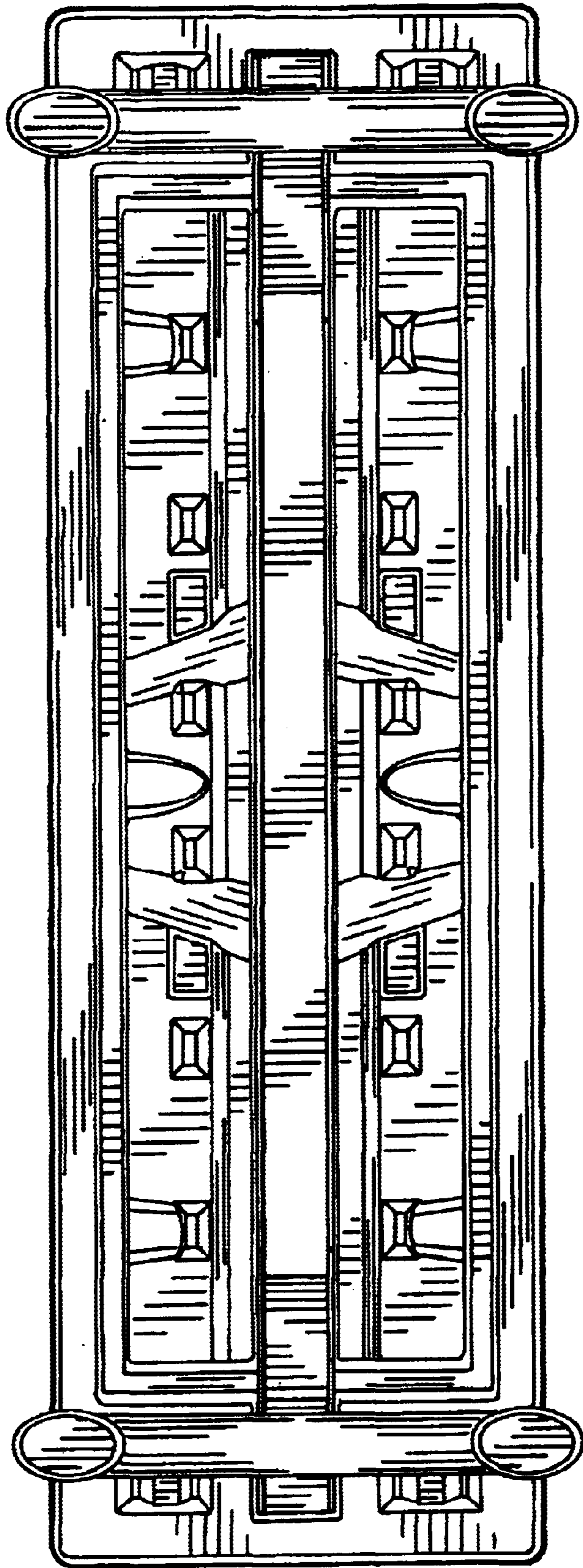


FIG. 2

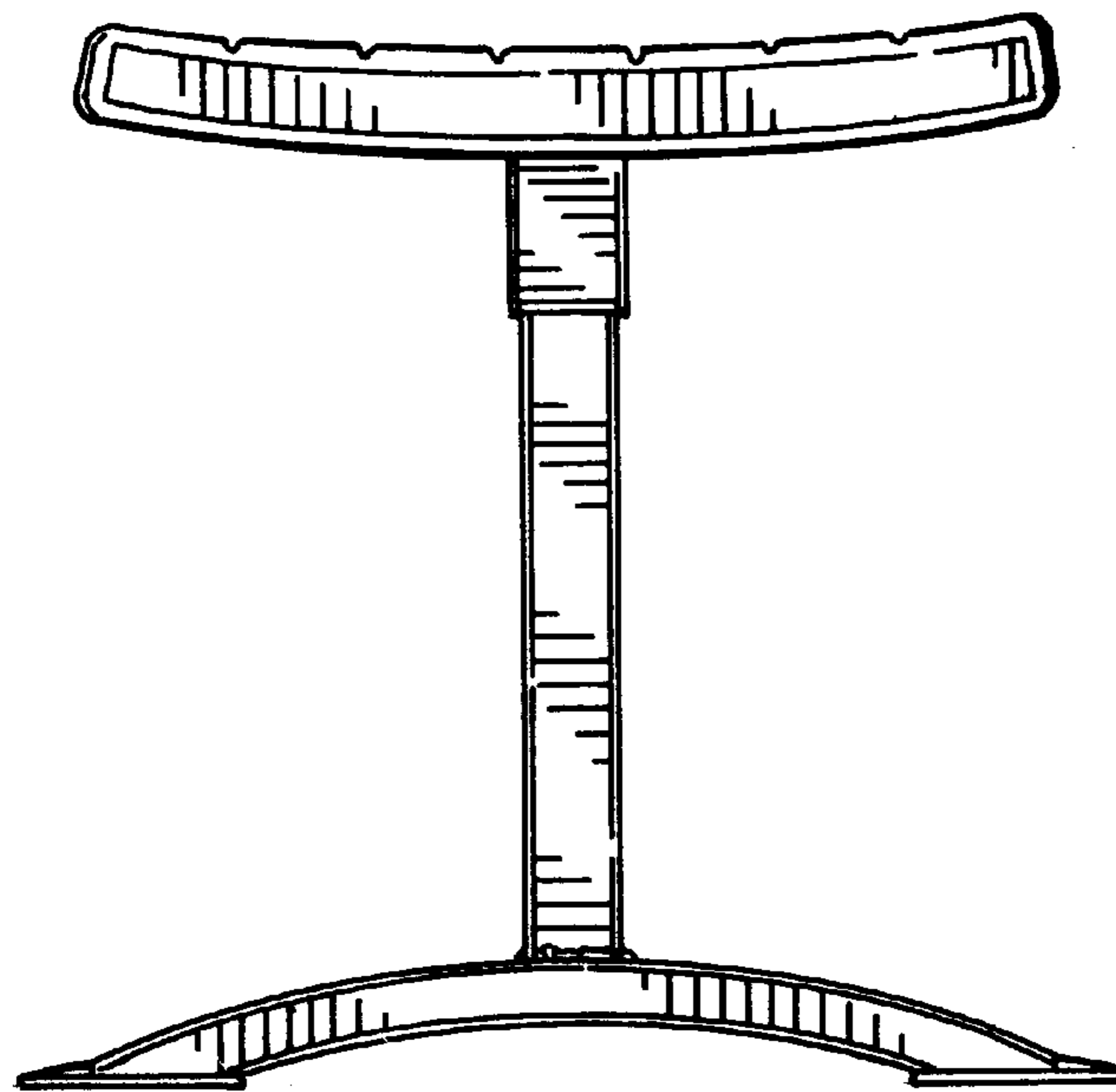


FIG. 3

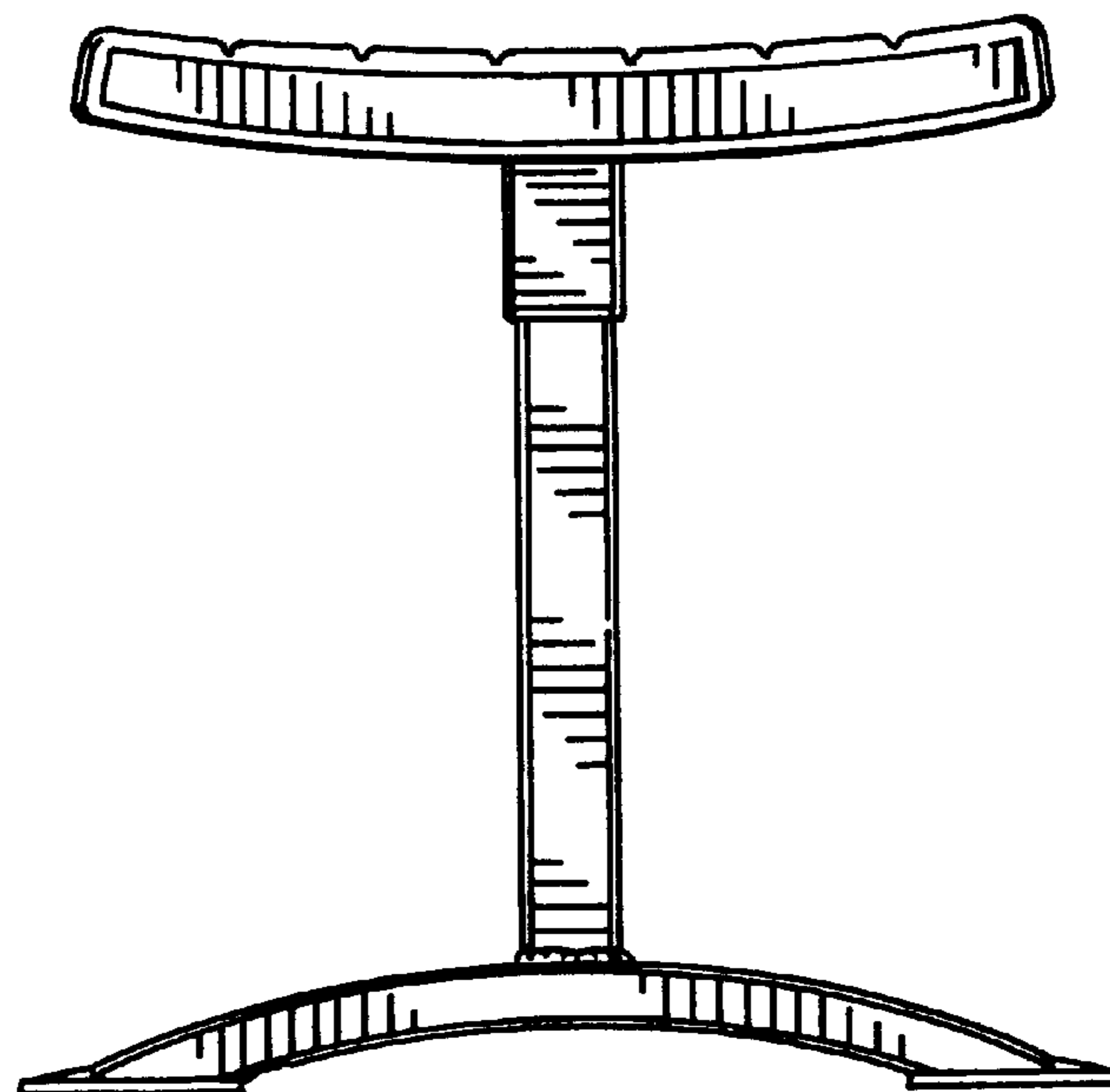


FIG. 4




FIG. 5




FIG. 6