

US00D505551S

(12) **United States Design Patent** (10) **Patent No.:** **US D505,551 S**
Leisch et al. (45) **Date of Patent:** **** May 31, 2005**

(54) **PAPER PRODUCT**

(75) Inventors: **Jamie T. Leisch**, DePere, WI (US);
Reginald L. Milbern, Cincinnati, OH (US);
Galyn A. Schulz, Greenville, WI (US)

(73) Assignee: **Fort James Corporation**, Atlanta, GA (US)

(**) Term: **14 Years**

(21) Appl. No.: **29/193,431**

(22) Filed: **Nov. 12, 2003**

(51) **LOC (7) Cl.** **05-06**

(52) **U.S. Cl.** **D5/53; D5/57**

(58) **Field of Search** D5/1-3, 7-8, 11, D5/13-14, 19, 20, 23-27, 30, 32, 35-37, 39, 40, 41, 44-47, 49, 50, 52-64, 66, 99; D2/749, 994; D6/582, 583, 595, 596, 598, 603-606, 608, 613, 616, 617, 619, 622; 428/17, 18, 151, 154, 156, 171, 187, 198, 199, 904.4, 542.2, 919, 542.6; D24/124, 125; D25/142, 152; 5/413 AM, 709; D7/396.4, 396.5; 162/134, 140, 231; 156/148, 209

(56) **References Cited**

U.S. PATENT DOCUMENTS

D9,578 S	10/1876	Van Campen	
D35,928 S	6/1902	Buskirk	
D63,092 S	* 10/1923	Vandergaw et al.	D5/57
D78,903 S	7/1929	Smalley	
D89,078 S	1/1933	Grulich	
D101,595 S	* 10/1936	Cronk	D5/56
D124,243 S	12/1940	Breuss	
D140,784 S	4/1945	Vogelman	
D141,081 S	* 5/1945	Elder	D5/8
D180,026 S	* 4/1957	Kovler	D5/53
D184,320 S	1/1959	Rutledge et al.	
D217,574 S	5/1970	Couve	

(Continued)

OTHER PUBLICATIONS

U.S. Appl. No. 29/193,452, filed Nov. 12, 2003, Leisch et al.

Primary Examiner—Joel A. Sincavage

Assistant Examiner—T. Chase Nelson

(74) *Attorney, Agent, or Firm*—Finnegan, Henderson, Farabow, Garrett & Dunner, L.L.P.

(57) **CLAIM**

The ornamental design for a paper product, as shown and described.

DESCRIPTION

FIG. 1 is a top plan view of a first embodiment of a paper product illustrating the claimed design.

FIG. 2 is top plan view of a second embodiment of the paper product in which the design of the first embodiment is embossed.

FIG. 3 is an enlarged detail view of the circled portion 3 of FIG. 2.

FIG. 4 is a cross-sectional view of the paper product of FIG. 2 taken along the line 4—4 shown in FIG. 3.


FIG. 5 is a cross-sectional view of the paper product of FIG. 2 taken along the line 5—5 shown in FIG. 3.

FIG. 6 is a cross-sectional view of the paper product of FIG. 2 taken along the line 6—6 shown in FIG. 3; and,

FIG. 7 is a top plan view illustrating a repeat unit of the claimed design of both the first embodiment of the paper product shown in FIG. 1 and the second embodiment of the paper product shown in FIG. 2, in which the design of the first embodiment is embossed.

The broken lines shown around the borders of FIGS. 1, 2, and 7 depict boundaries of the two embodiments of the paper product and the repeat unit for both embodiments. The broken line boundaries indicate that the paper product has indeterminate length and width, and that the claimed design repeats uniformly throughout the length and width of the paper product. The broken lines form no part of the claimed design.

1 Claim, 4 Drawing Sheets



US D505,551 S

Page 2

U.S. PATENT DOCUMENTS

D238,449 S	1/1976	Matsumoto	
4,493,868 A *	1/1985	Meitner	428/171
D296,769 S	7/1988	Schtatz	
D298,589 S	11/1988	Drew et al.	
D300,693 S	4/1989	Grasso	
D352,634 S	11/1994	Canning	
D367,765 S *	3/1996	Makoui et al.	D5/53
D378,875 S *	4/1997	Miller et al.	D5/25
D382,162 S *	8/1997	Ertolacci et al.	D6/595
D416,393 S *	11/1999	Enderby et al.	D5/53
D419,307 S	1/2000	Boyce	
D419,779 S	2/2000	Funk et al.	
D425,354 S *	5/2000	Rogers et al.	D5/53
D426,388 S	6/2000	Jahner et al.	
D426,709 S *	6/2000	Latchoo et al.	D5/25
D428,264 S	7/2000	Boyce	
D429,893 S *	8/2000	Jahner et al.	D5/53
D436,739 S	1/2001	Jahner et al.	
D438,017 S *	2/2001	Reid	D5/53
D440,773 S *	4/2001	Rogers et al.	D5/57
D441,540 S *	5/2001	Enderby et al.	D5/57
D441,541 S	5/2001	Greenfield et al.	
6,235,373 B1 *	5/2001	Graff	428/187
6,245,414 B1 *	6/2001	Biagiotti	428/154
6,261,666 B1 *	7/2001	Enderby et al.	428/156
D453,421 S	2/2002	Greenfield et al.	
6,461,720 B1 *	10/2002	Graff	428/156
D465,094 S	11/2002	Kuehn et al.	
D472,056 S	3/2003	Jahner	
2003/0021953 A1 *	1/2003	Graff	428/156
2003/0021954 A1 *	1/2003	Graff	428/156

* cited by examiner

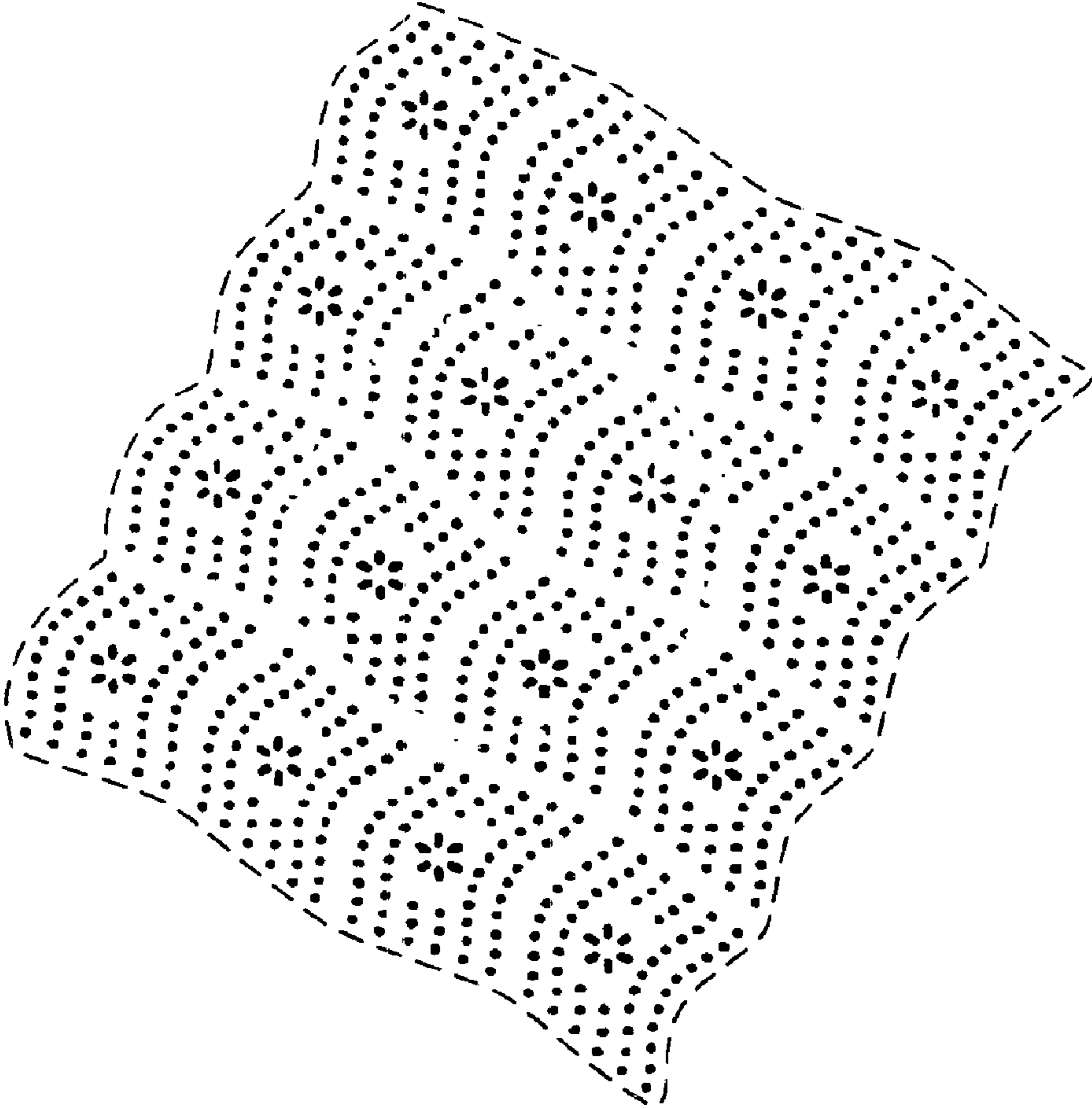


FIG. 1

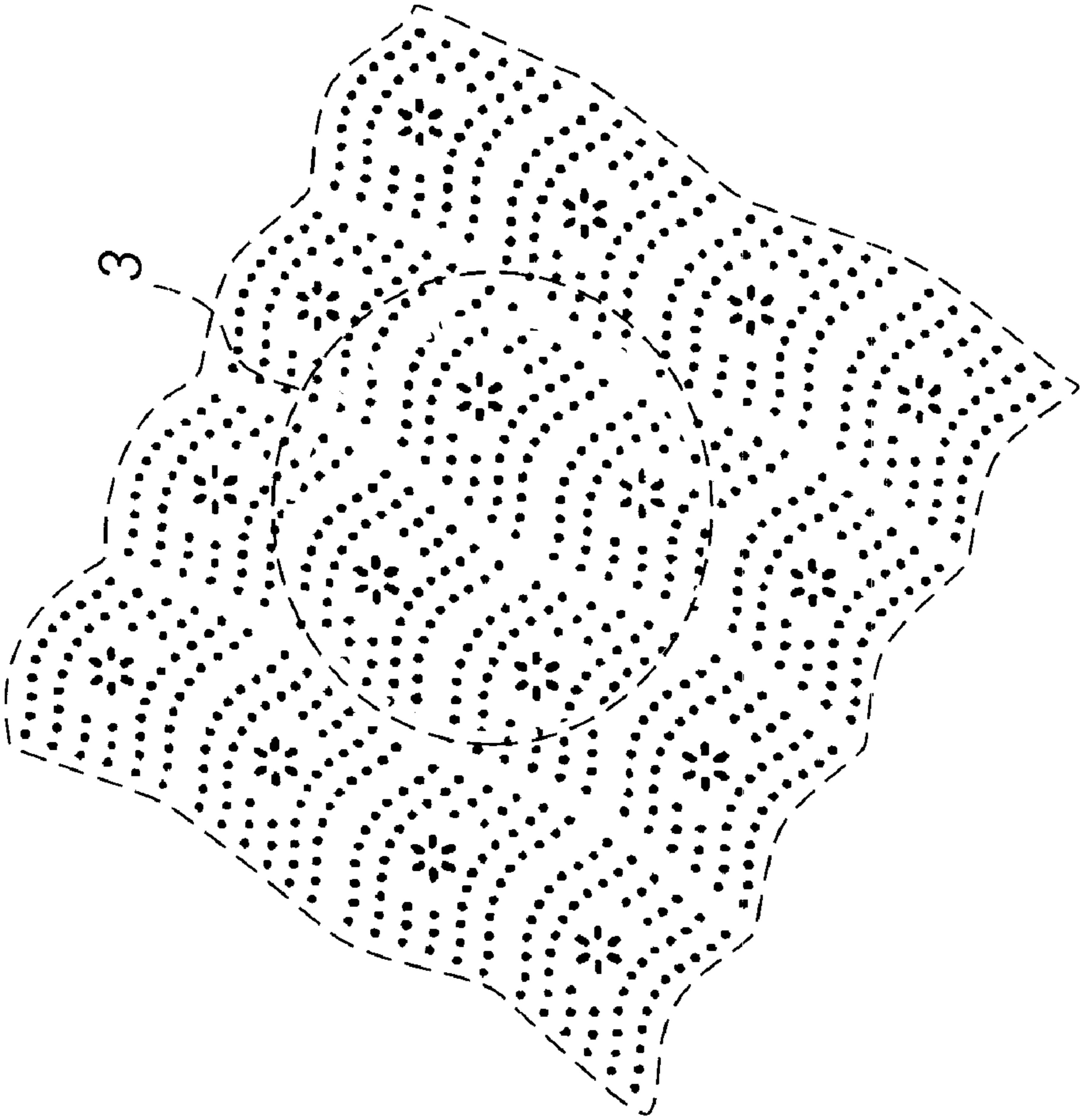


FIG. 2

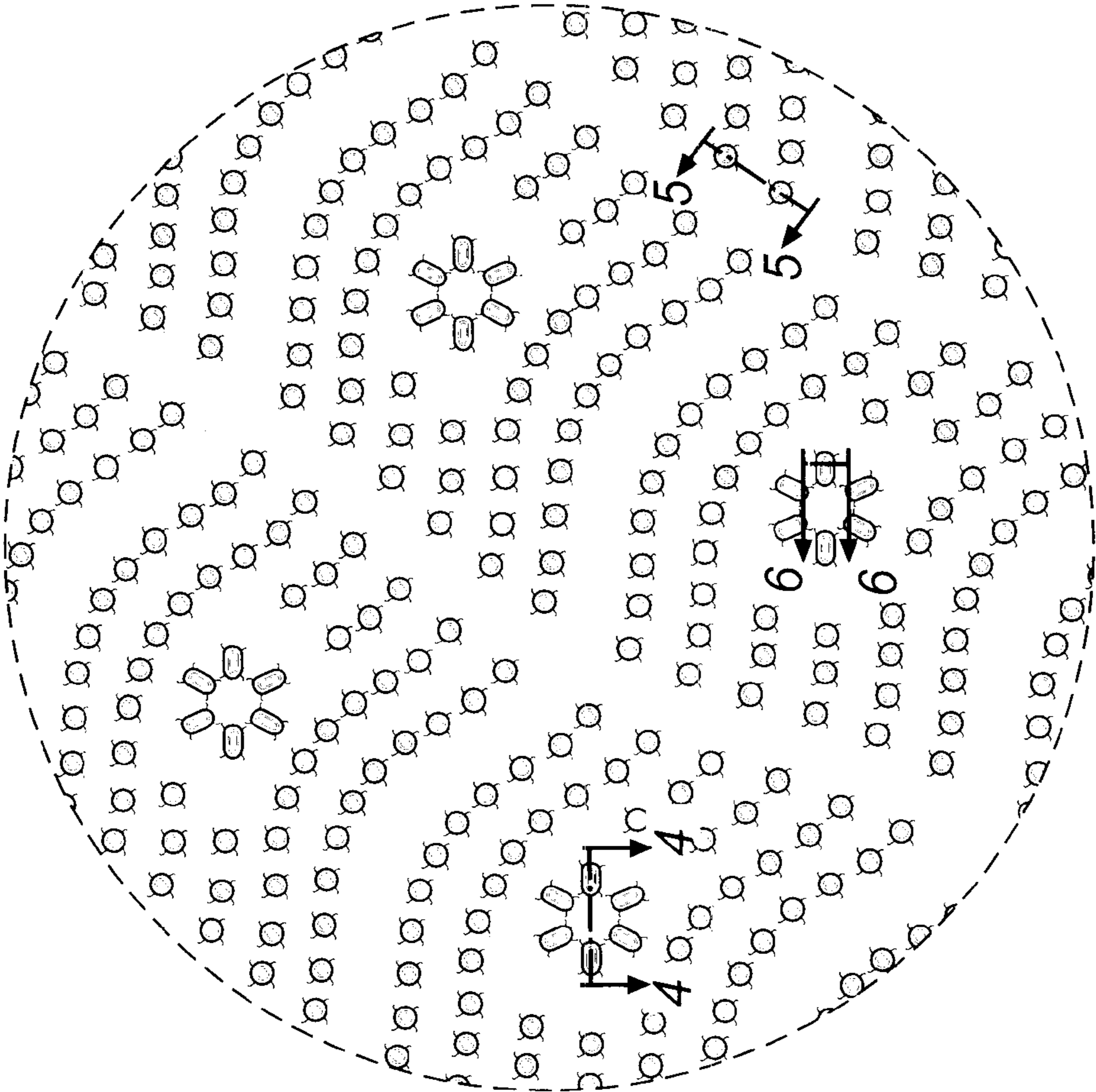


FIG. 3

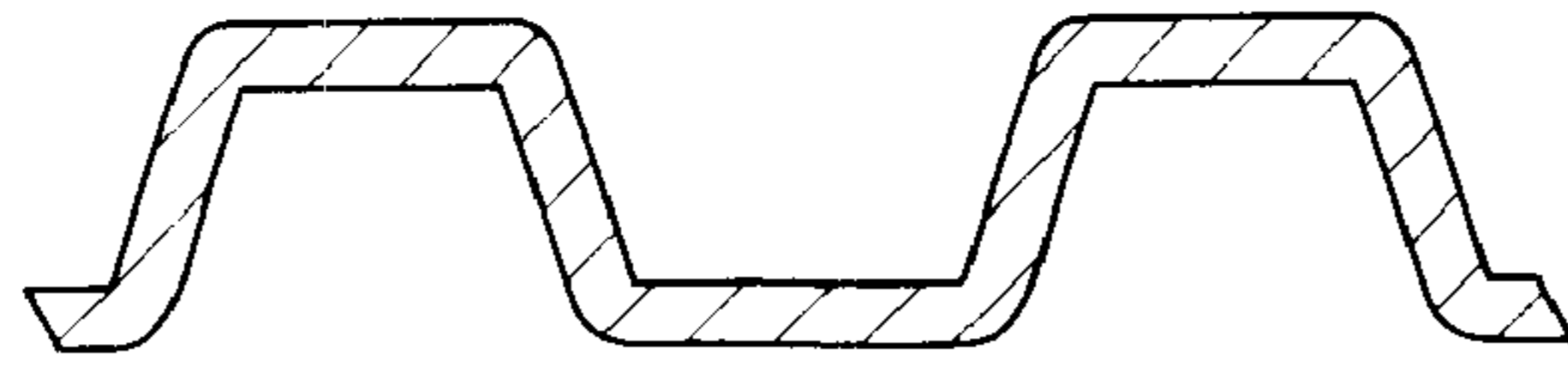


FIG. 4

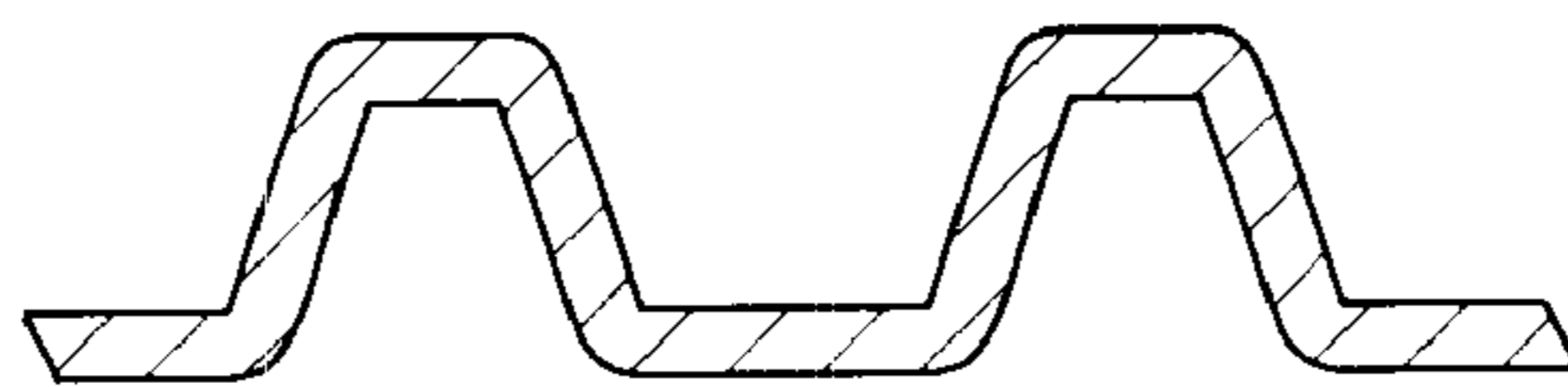


FIG. 5

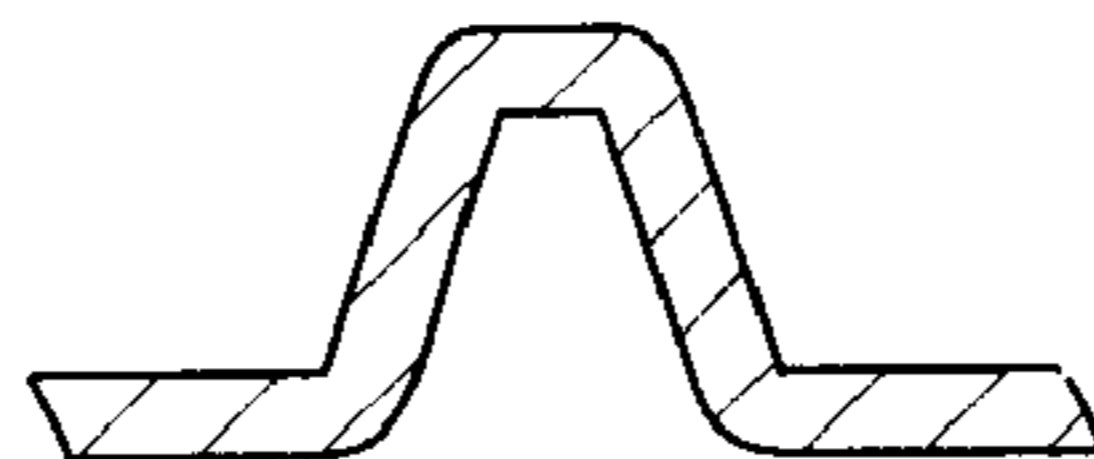


FIG. 6




FIG. 7