



US00D505536S

(12) **United States Design Patent**
Strong

(10) **Patent No.:** **US D505,536 S**

(45) **Date of Patent:** **** May 31, 2005**

(54) **HEAD GEAR**

(76) **Inventor:** **Derek L. Strong**, 8515 Falmouth Ave.,
#424, Playa del Ray, CA (US) 90293

(**) **Term:** **14 Years**

(21) **Appl. No.:** **29/182,411**

(22) **Filed:** **May 27, 2003**

(51) **LOC (7) Cl.** **02-03**

(52) **U.S. Cl.** **D2/881**

(58) **Field of Search** D2/500, 865-867,
D2/874, 875, 877, 881, 883, 885, 891,
894; 2/10, 171, 181, 195.1, 204, 206, 207,
209.11, 209.13, 410, 906

(56) **References Cited**

U.S. PATENT DOCUMENTS

D259,071	S	*	5/1981	Evans	D2/881
D259,148	S	*	5/1981	Evans	D2/881
4,468,818	A	*	9/1984	Flannery	2/207
5,058,211	A	*	10/1991	Hanks	2/206
5,062,157	A	*	11/1991	Muta	2/171
D357,792	S	*	5/1995	Cromer	D2/867
5,594,956	A	*	1/1997	Barrientos	2/207
5,685,016	A	*	11/1997	Douglas	2/171
D399,993	S	*	10/1998	Delgado	D2/881
D413,710	S		9/1999	Rugeriis		
6,185,750	B1	*	2/2001	Dumas	2/209.13
6,247,181	B1	*	6/2001	Hirsch et al.	2/207
6,353,937	B1	*	3/2002	Martindale	2/207

OTHER PUBLICATIONS

Industrial Savings, website, Jan. 2003, IndustrialSavings.com and affiliated companies.

Discount Clothes, website, and photos of product specimen available since 1993.

* cited by examiner

Primary Examiner—Stacia Cadmus

Assistant Examiner—Mimosa De

(74) *Attorney, Agent, or Firm*—Blakely, Sokoloff, Taylor & Zafman LLP

(57) **CLAIM**

The ornamental design for head gear, as shown and described.

DESCRIPTION

FIG. 1 is a front view of head gear of the invention.

FIG. 2 is a side view of the head gear of FIG. 1.

FIG. 3 is a top view of the head gear of FIG. 1.

FIG. 4 is a bottom view of the head gear of FIG. 1.

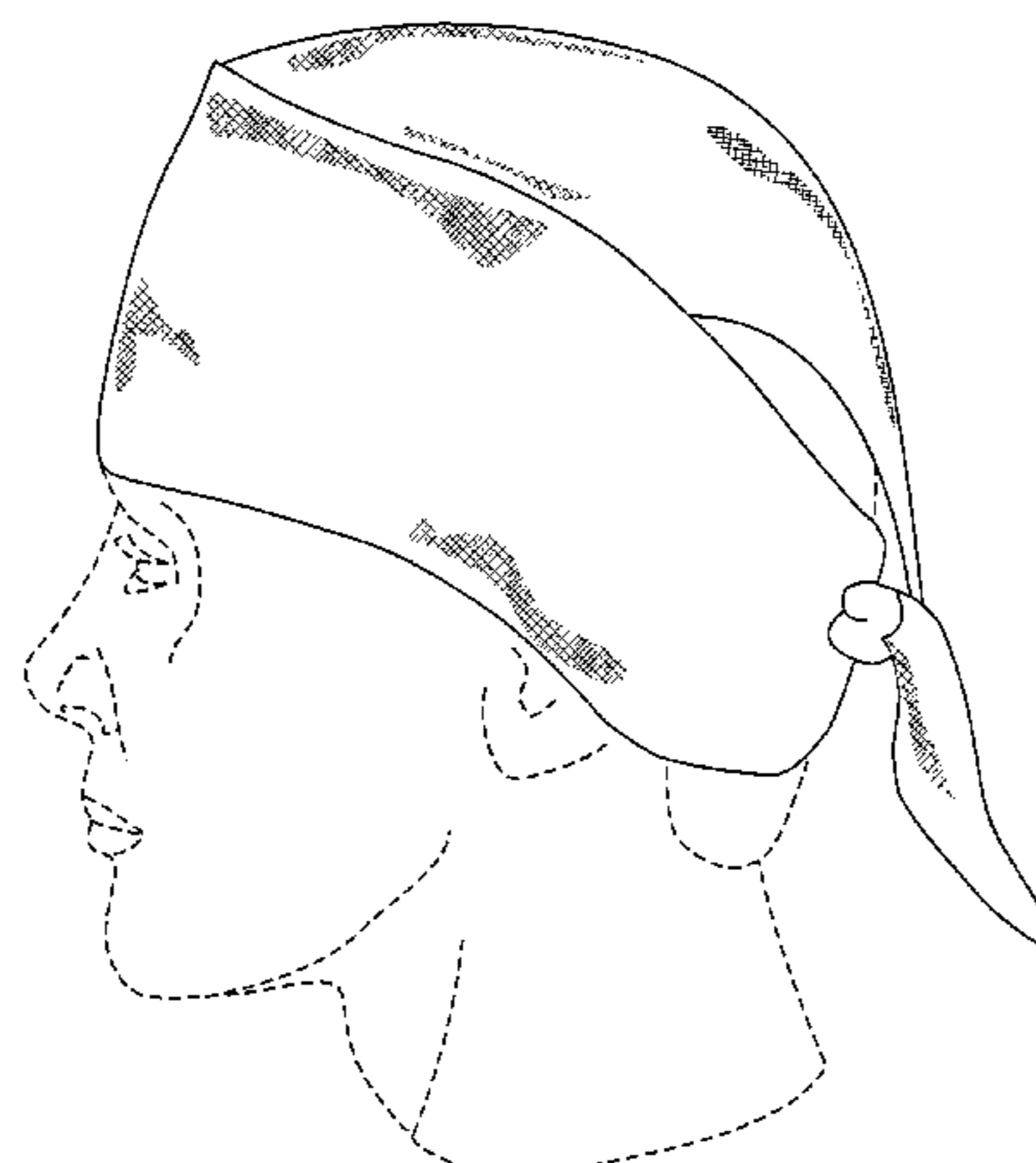
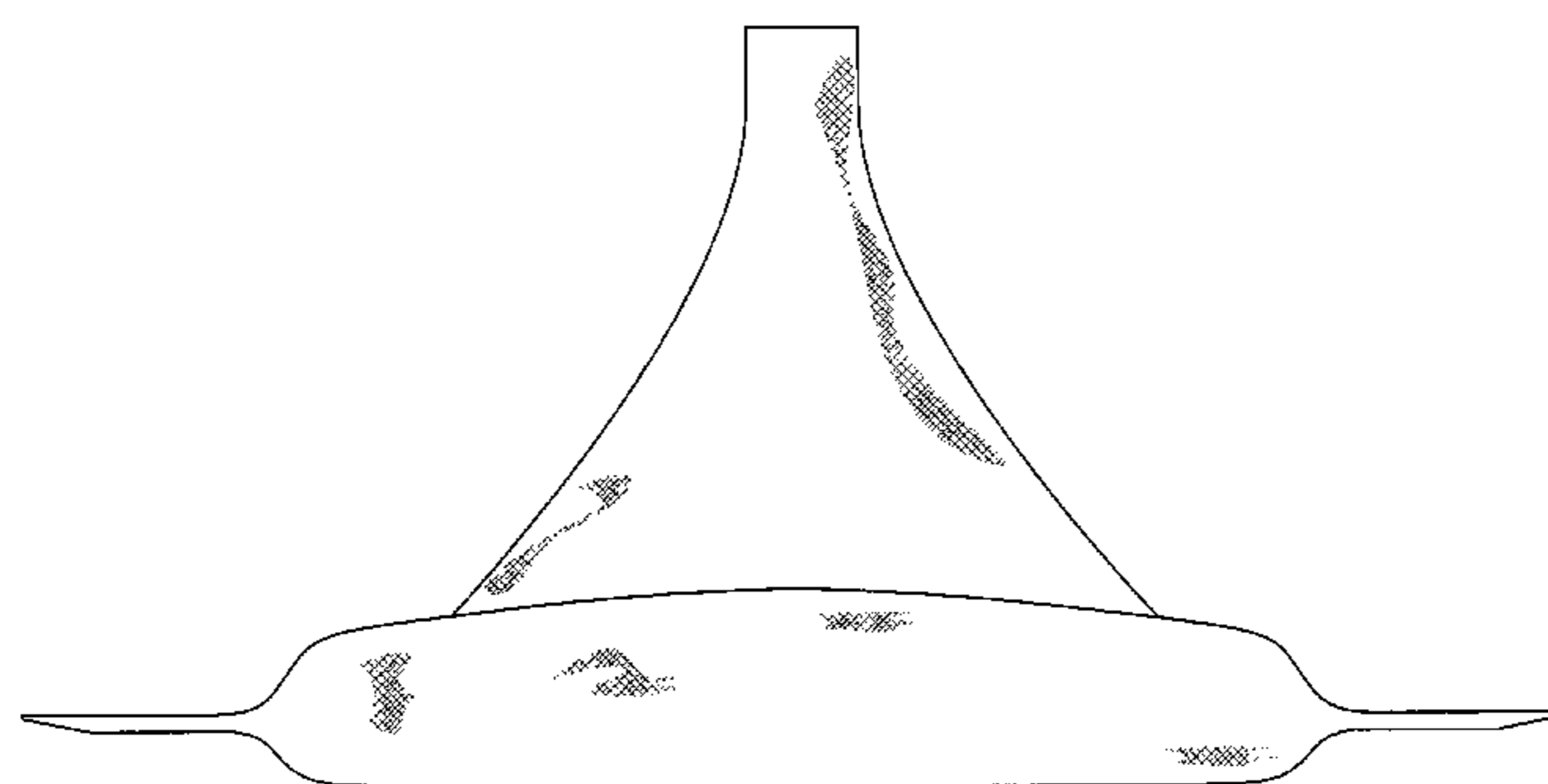
FIG. 5 is a front perspective view of the head gear of FIG. 1 being worn by a user.

FIG. 6 is a side view of the head gear of FIG. 1 being worn by a user; and,

FIG. 7 is a rear view of the head gear of FIG. 1 being worn by a user.

The broken lines in the figures are for environmental purpose only and form no part of the claimed design.

1 Claim, 6 Drawing Sheets



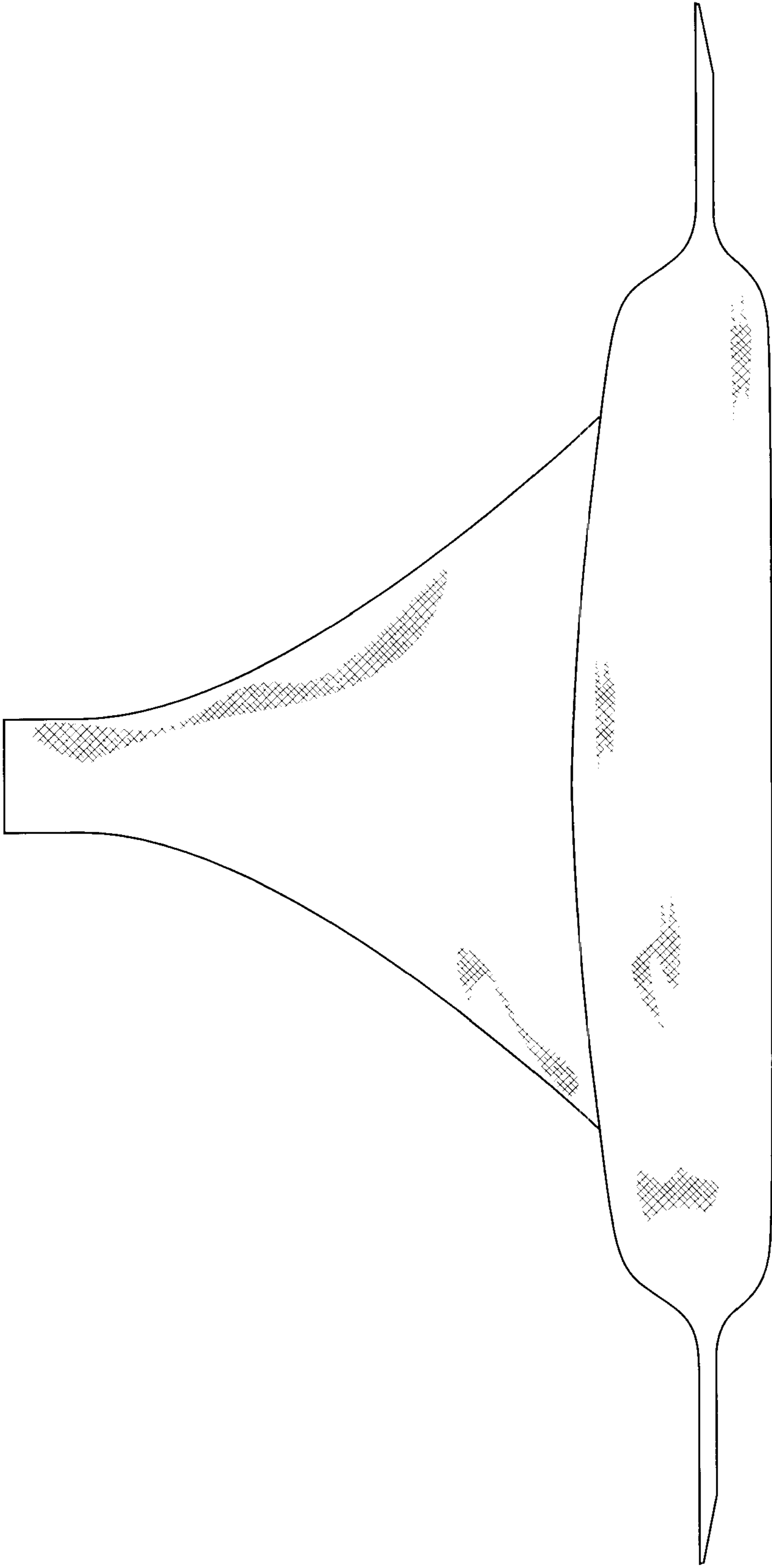


FIG. 1



FIG. 2



FIG. 3



FIG. 4

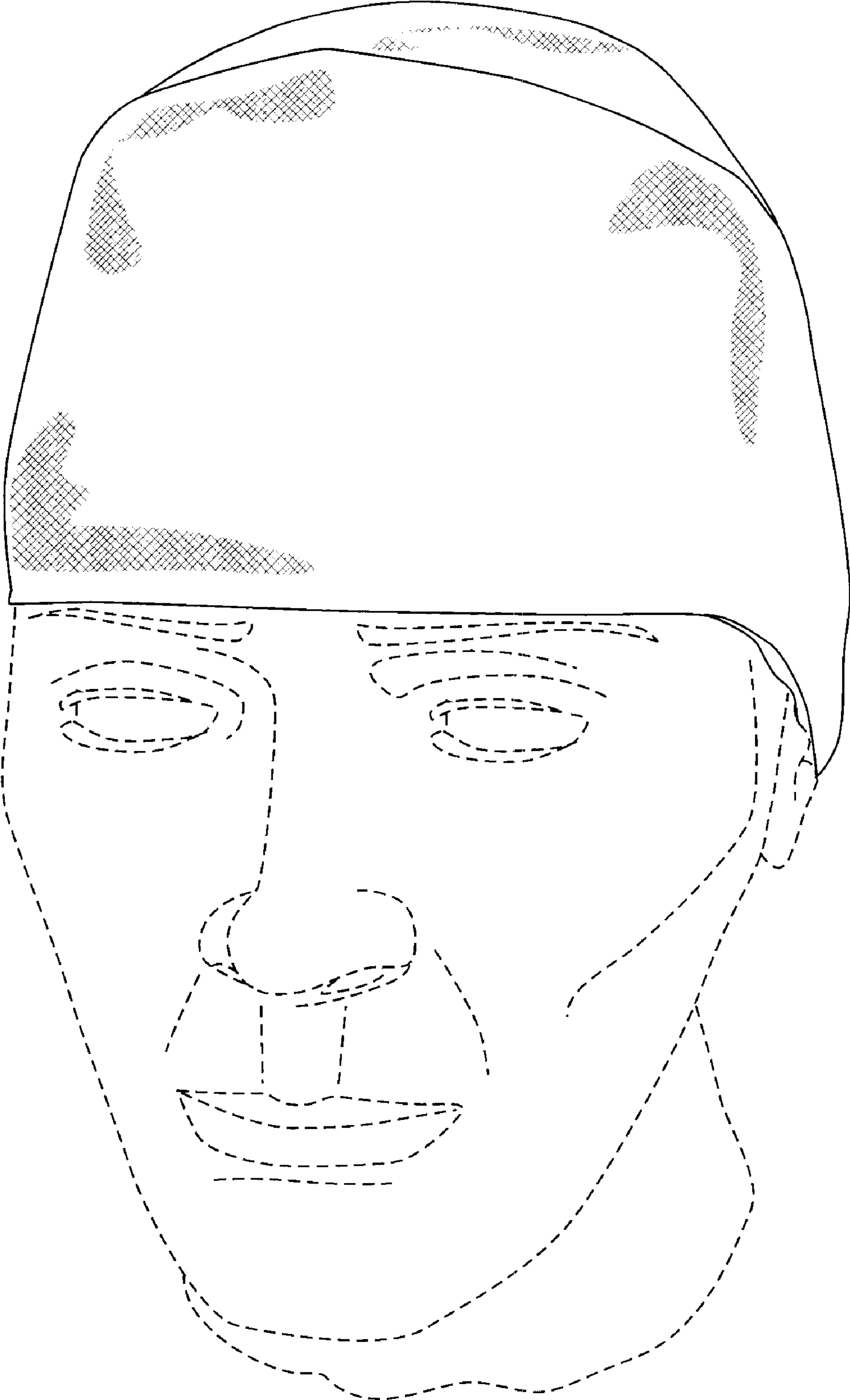


FIG. 5

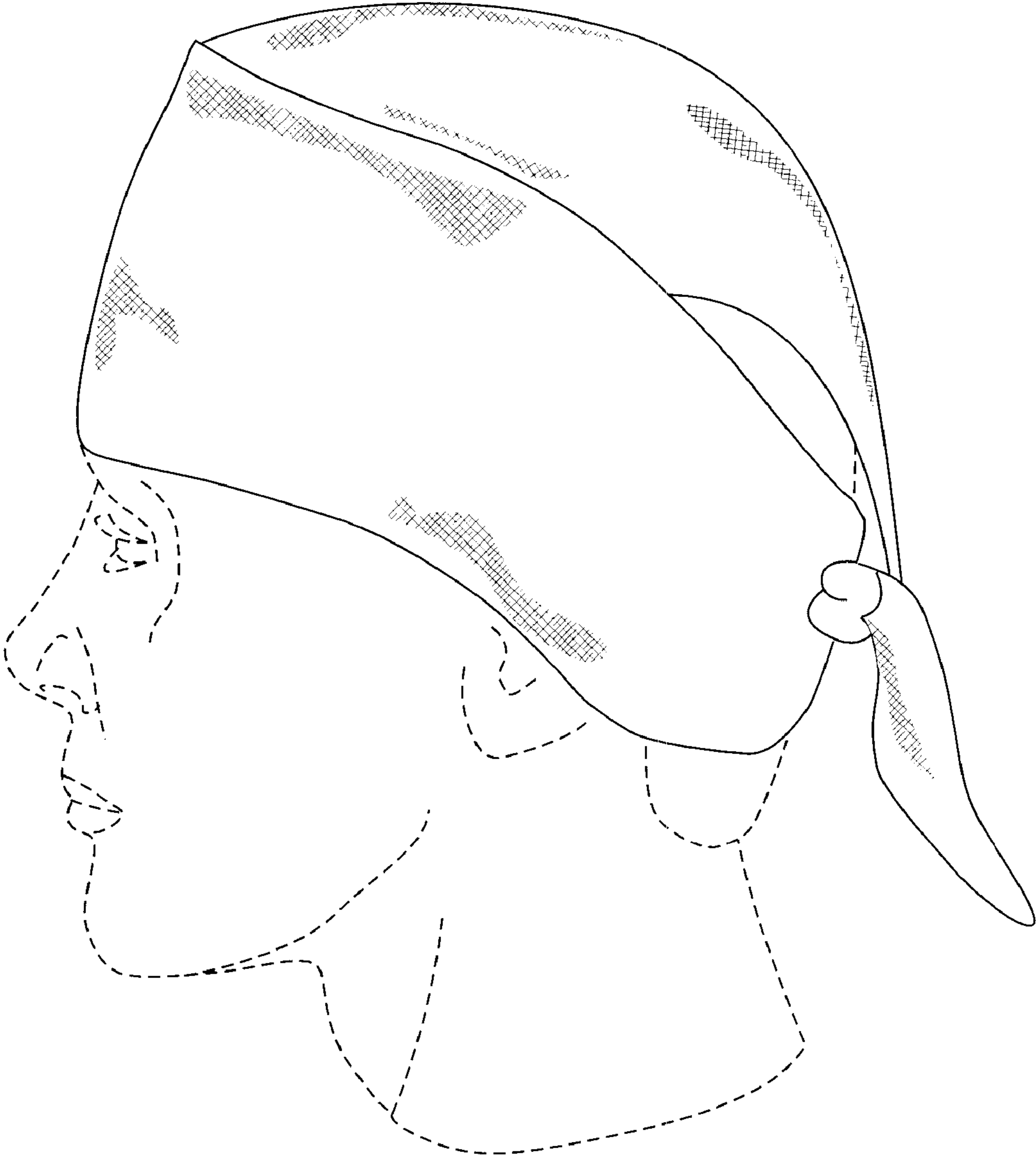


FIG. 6

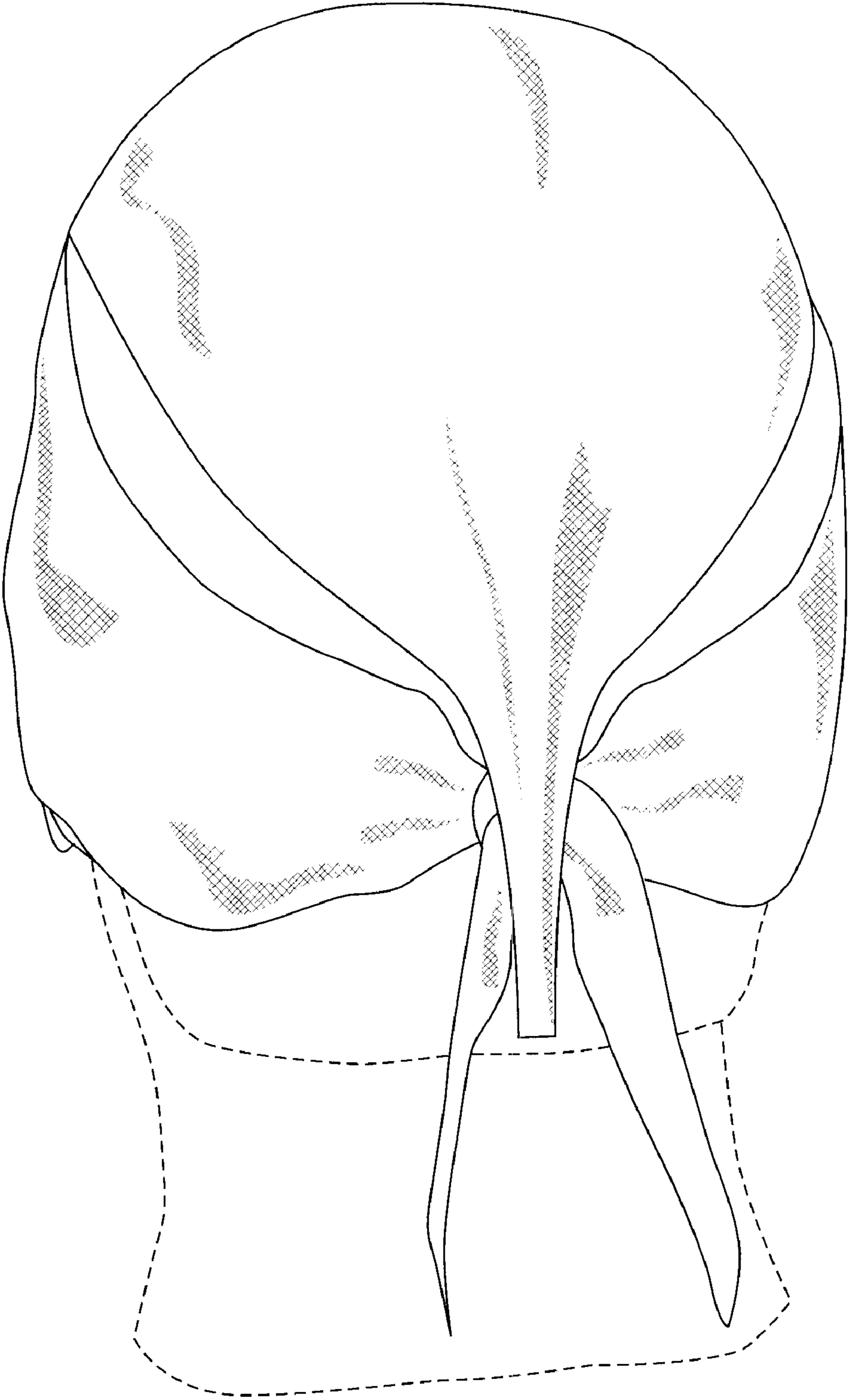


FIG. 7