

US00D505533S

(12) **United States Design Patent** (10) **Patent No.:** **US D505,533 S**
Jia et al. (45) **Date of Patent:** **** May 31, 2005**

(54) **DOG CHEW**

(75) Inventors: **Tiandong Jia**, Somerset, NJ (US);
Sharon McNamara, Kinnelon, NJ
(US); **Robert Sulikowski**, Lumberton,
NC (US)

(73) Assignee: **The Hartz Mountain Corporation**,
Secaucus, NJ (US)

(**) Term: **14 Years**

(21) Appl. No.: **29/192,684**

(22) Filed: **Oct. 27, 2003**

(51) **LOC (7) Cl.** **01-06**

(52) **U.S. Cl.** **D1/199; D1/125; D1/127;**
D30/160

(58) **Field of Search** **D1/199, 125-127,**
D1/129; 119/706-711; 426/91-92, 138,
573, 657-658, 807, 513, 641, 654, 501;
D30/160

D337,398 S 7/1993 Axelrod
D338,993 S 9/1993 Lilly
D343,262 S 1/1994 Axelrod
D343,930 S 2/1994 Garcia
D346,048 S 4/1994 Jandebour
D348,547 S 7/1994 O'Rourke
D348,959 S 7/1994 Lawson
D355,746 S 2/1995 O'Rourke
D356,879 S 3/1995 O'Rourke
D357,770 S 4/1995 Rodriguez
D358,007 S 5/1995 Axelrod
5,467,741 A 11/1995 O'Rourke
D371,645 S 7/1996 Lawson
5,673,653 A 10/1997 Sherrill
D399,612 S 10/1998 Weinacker
5,832,877 A * 11/1998 Markham 119/710
D407,185 S 3/1999 Marcks
D422,761 S 4/2000 Zalevsky
6,044,800 A 4/2000 Kubo

(Continued)

FOREIGN PATENT DOCUMENTS

GB 2016424 1/1992
GB 2026305 3/1993
GB 2043656 3/1995

(56) **References Cited**

U.S. PATENT DOCUMENTS

2,051,682 A * 8/1936 Couture 426/138
2,988,045 A 6/1961 Fisher
D197,595 S 3/1964 Savitt
3,156,194 A * 11/1964 Scott 426/501
D202,330 S 9/1965 Fisher
D202,332 S 9/1965 Fisher
D207,167 S 3/1967 Fisher
3,368,528 A 2/1968 Ganoe
3,904,772 A * 9/1975 Moegle 426/293
4,072,763 A * 2/1978 Mart 426/513
4,447,457 A * 5/1984 Bernal 426/91
D302,622 S 8/1989 Spanier
D303,727 S 10/1989 Spanier
D303,728 S 10/1989 Spanier
D304,385 S 11/1989 Spiel
D305,950 S 2/1990 Spiel
D305,951 S 2/1990 Spiel
D305,952 S 2/1990 Spanier
D312,515 S 11/1990 Hall

Primary Examiner—Pamela Burgess
(74) *Attorney, Agent, or Firm*—Jeffery M. Kaden; Gottlieb,
Rackman & Reisman, P.C.

(57) **CLAIM**

The ornamental design for dog chew, as shown and described.

DESCRIPTION

FIG. 1 is a front elevational view of a dog chew showing our new design;
FIG. 2 is a left side elevational view thereof;
FIG. 3 is a top plan view thereof;
FIG. 4 is a bottom plan view thereof;
FIG. 5 is a rear elevational view thereof; and,
FIG. 6 is a right side elevational view thereof.

1 Claim, 2 Drawing Sheets



US D505,533 S

Page 2

U.S. PATENT DOCUMENTS

D427,391 S	6/2000	Gill	D450,894 S	11/2001	Suchowski	
D427,416 S	7/2000	Frudakis	D451,651 S	12/2001	Kaplan	
D428,136 S	7/2000	Cady	D453,242 S	1/2002	Kaplan	
D433,778 S	11/2000	Axelrod	D453,864 S	* 2/2002	Olivares et al. D30/160
6,250,254 B1	6/2001	Weinacker	D453,980 S	2/2002	Shoemaker	
6,277,420 B1	8/2001	Andersen	D476,118 S	* 6/2003	Kirch D30/160

* cited by examiner

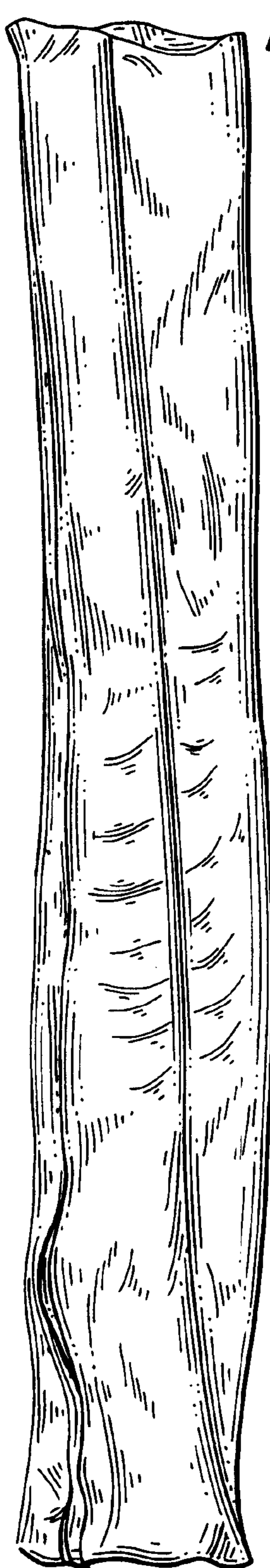


FIG. 1

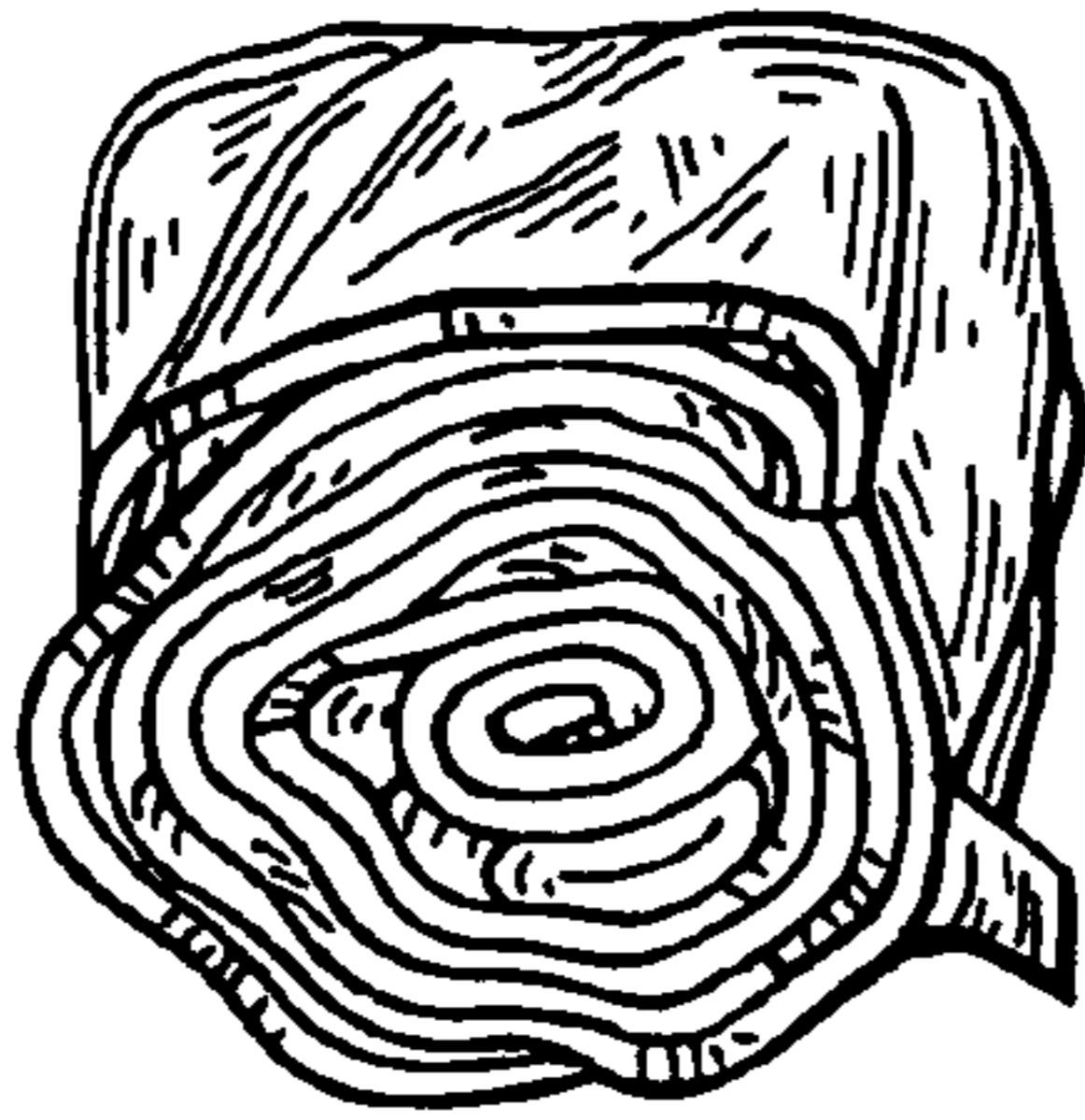


FIG. 2

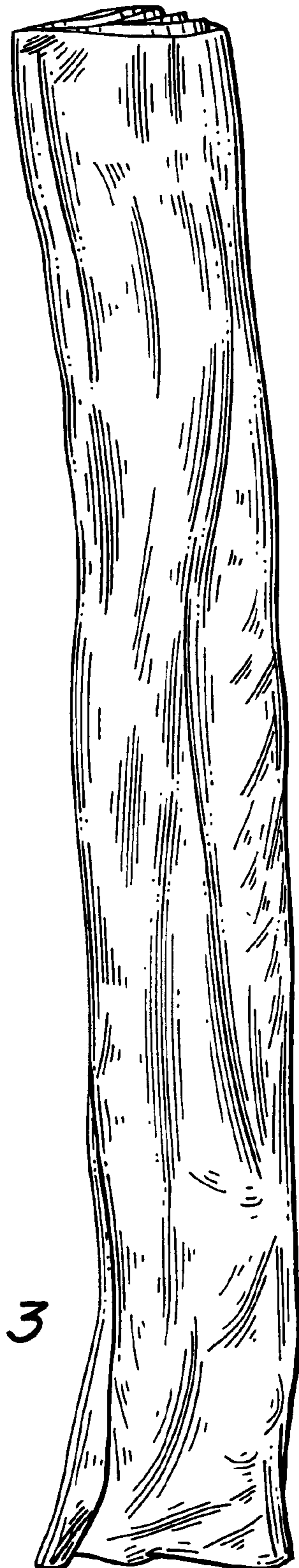


FIG. 3

FIG. 4



FIG. 5

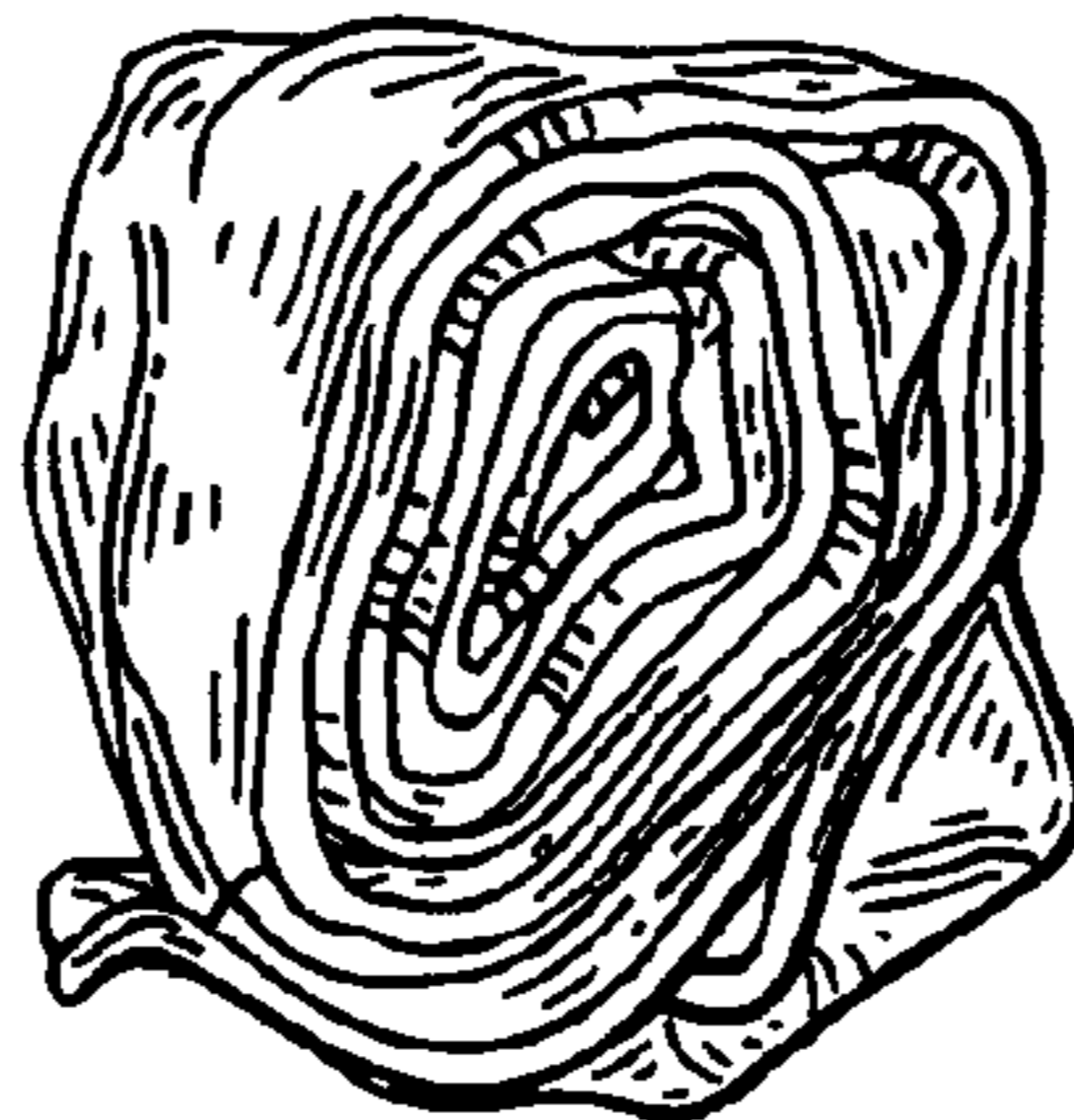



FIG. 6