

US00D505529S

(12) **United States Design Patent**
Mitchell

(10) **Patent No.:** **US D505,529 S**

(45) **Date of Patent:** **** May 24, 2005**

(54) **CRUCIFIX**

(76) **Inventor:** **Jeffrey Mitchell**, 345 Philippa Pl., Lake Mary, FL (US) 32746-3448

(**) **Term:** **14 Years**

(21) **Appl. No.:** **29/204,800**

(22) **Filed:** **May 4, 2004**

(51) **LOC (7) Cl.** **11-02**

(52) **U.S. Cl.** **D99/27**

(58) **Field of Search** D99/17, 23, 25,
D99/27; 206/19; D11/96, 125, 122, 157;
27/1; 428/3, 23; D8/348; 427/270

(56) **References Cited**

U.S. PATENT DOCUMENTS

D126,597 S	*	4/1941	Brennan	D99/27
2,347,681 A	*	5/1944	Goudreau	206/19
D148,467 S	*	1/1948	Goudreau	D99/27
3,811,909 A	*	5/1974	Bertsch	427/270
D250,932 S	*	1/1979	Anderson	D8/348
D443,970 S	*	6/2001	Stucker	D99/27

* cited by examiner

Primary Examiner—Paula A. Greene

(74) *Attorney, Agent, or Firm*—Elsie C. Turner

(57) **CLAIM**

The ornamental design for a crucifix, as shown and described.

DESCRIPTION

FIG. 1 is a perspective view of one embodiment of my new design for a crucifix;

FIG. 2 is front elevational view thereof;

FIG. 3 is a perspective view of a second embodiment of my new design, the undisclosed side and rear are not part of the claimed design;

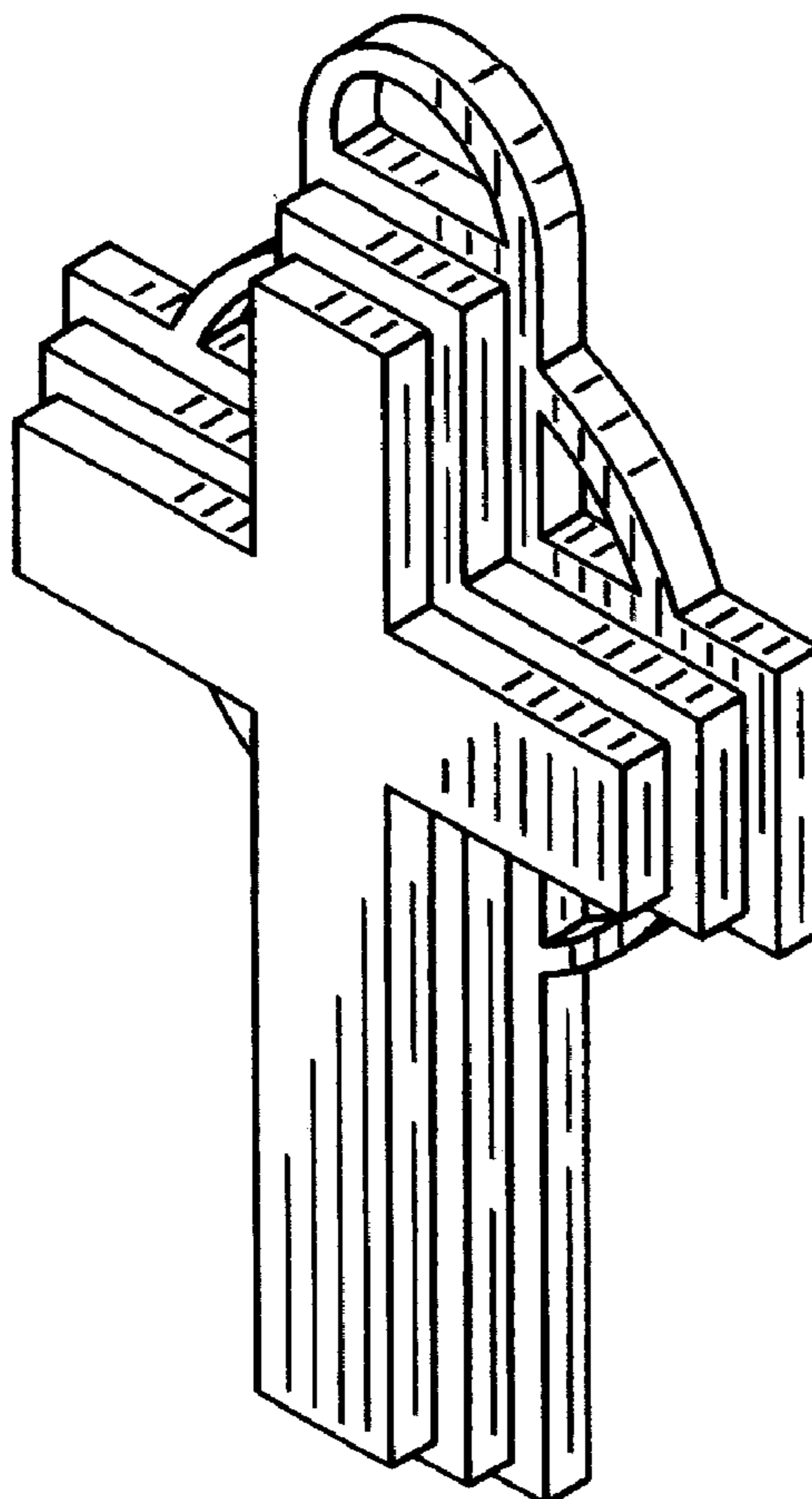
FIG. 4 is a back elevational view of the embodiment shown in FIGS. 1 and 2;

FIG. 5 is a side elevational view thereof, one side being the mirror image of the other side;

FIG. 6 is a top plan view thereof; and,

FIG. 7 is a bottom plan view thereof.

1 Claim, 2 Drawing Sheets



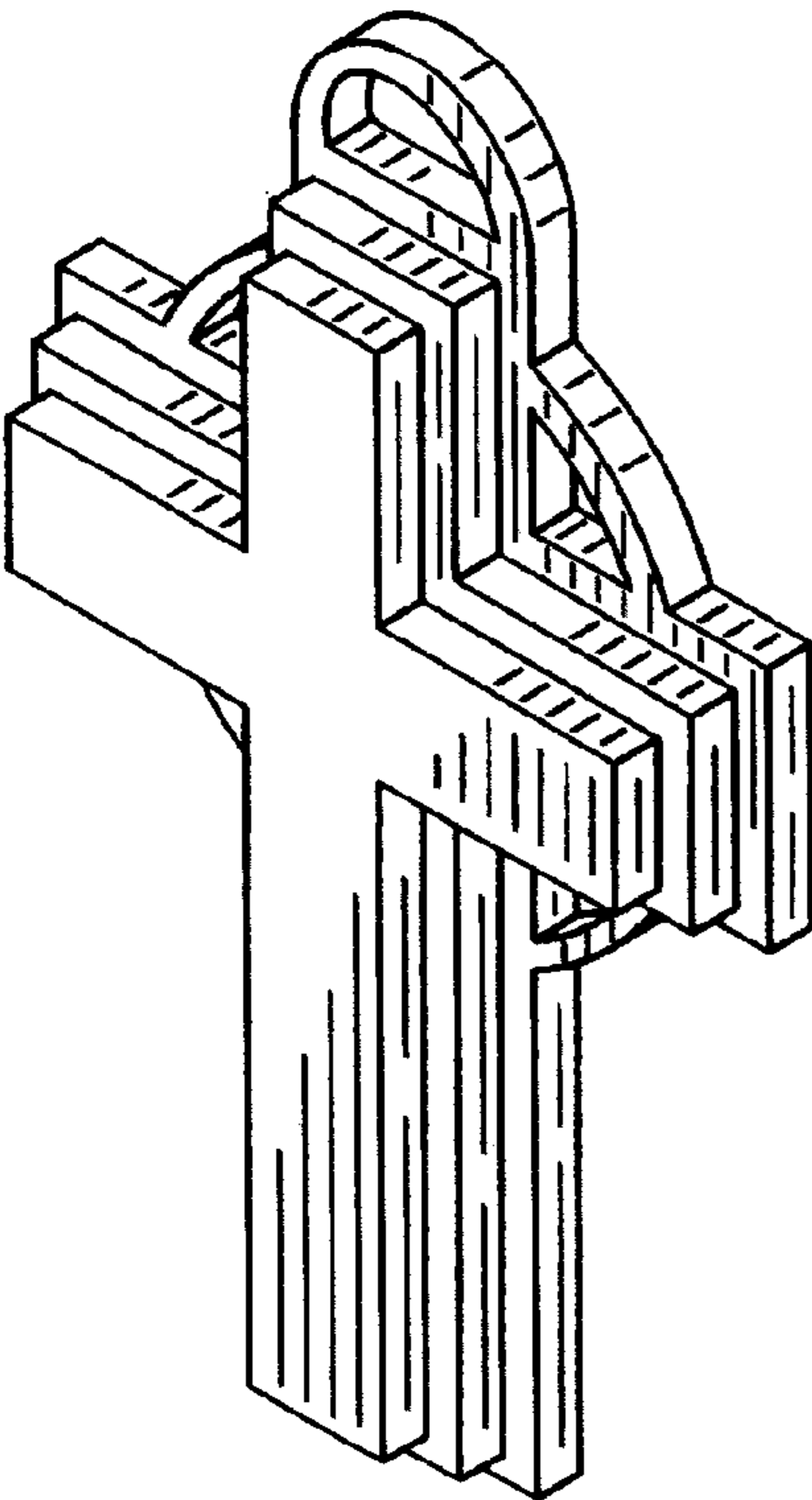


FIG. 1




FIG. 2




FIG. 3




FIG. 4

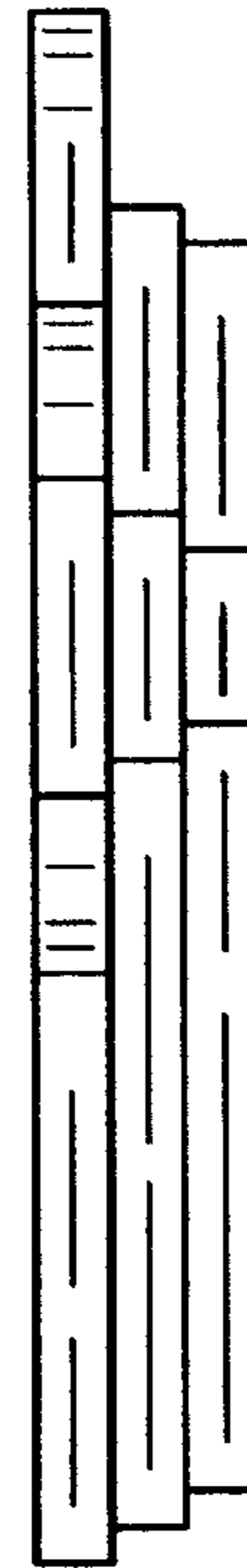


FIG. 5



FIG. 6



FIG. 7