



US00D505528S

(12) **United States Design Patent**
Burt et al.

(10) **Patent No.: US D505,528 S**
(45) **Date of Patent: ** May 24, 2005**

(54) **SPONGE**

D473,027 S * 4/2003 Pecaut D32/40

(75) Inventors: **Diane Joyce Burt**, New Windsor, NY (US); **James Chi-Cheng Feng**, Fort Lee, NJ (US)

FOREIGN PATENT DOCUMENTS

GB 1377945 A * 12/1974 A47K/7/02
JP 2002125907 A * 5/2002 A47L/17/00

(73) Assignee: **Reckitt Benckiser Inc.**, Parsippany, NJ (US)

OTHER PUBLICATIONS

(**) Term: **14 Years**

WIPO DM/051578 Industrial Design Registration, (Susteric Mitja, Trubarjeva) Jun. 14, 1999, [online], [retrieved on Dec. 18, 2004] Retrieved from the Hague System Industrial Design Database using Internet <URL: www.wipo.int>.*
WIPO DM/059040 Industrial Design Registration, (Susteric Mitja, Trubarjeva) Nov. 22, 2001, [online], [retrieved on Dec. 18, 2004] Retrieved from the Hague System Industrial Design Database using Internet <URL: www.wipo.int>.*

(21) Appl. No.: **29/201,992**

(22) Filed: **Mar. 24, 2004**

(30) **Foreign Application Priority Data**

Sep. 26, 2003 (GB) 3014546

* cited by examiner

(51) **LOC (7) Cl.** **04-01**

Primary Examiner—Alan P. Douglas

(52) **U.S. Cl.** **D32/40; D28/63**

Assistant Examiner—Lavone D. Tabor

(58) **Field of Search** D4/137; D8/90; D28/7, 8, 63; D32/40, 42-43; 15/104.93, 104.94, 118, 208, 209.1, 210.5, 223, 229.11, 244.1, 244.3, 244.4; 451/523, 533, 537, 539

(74) *Attorney, Agent, or Firm*—Norris McLaughlin & Marcus PA

(56) **References Cited**

(57) **CLAIM**

U.S. PATENT DOCUMENTS

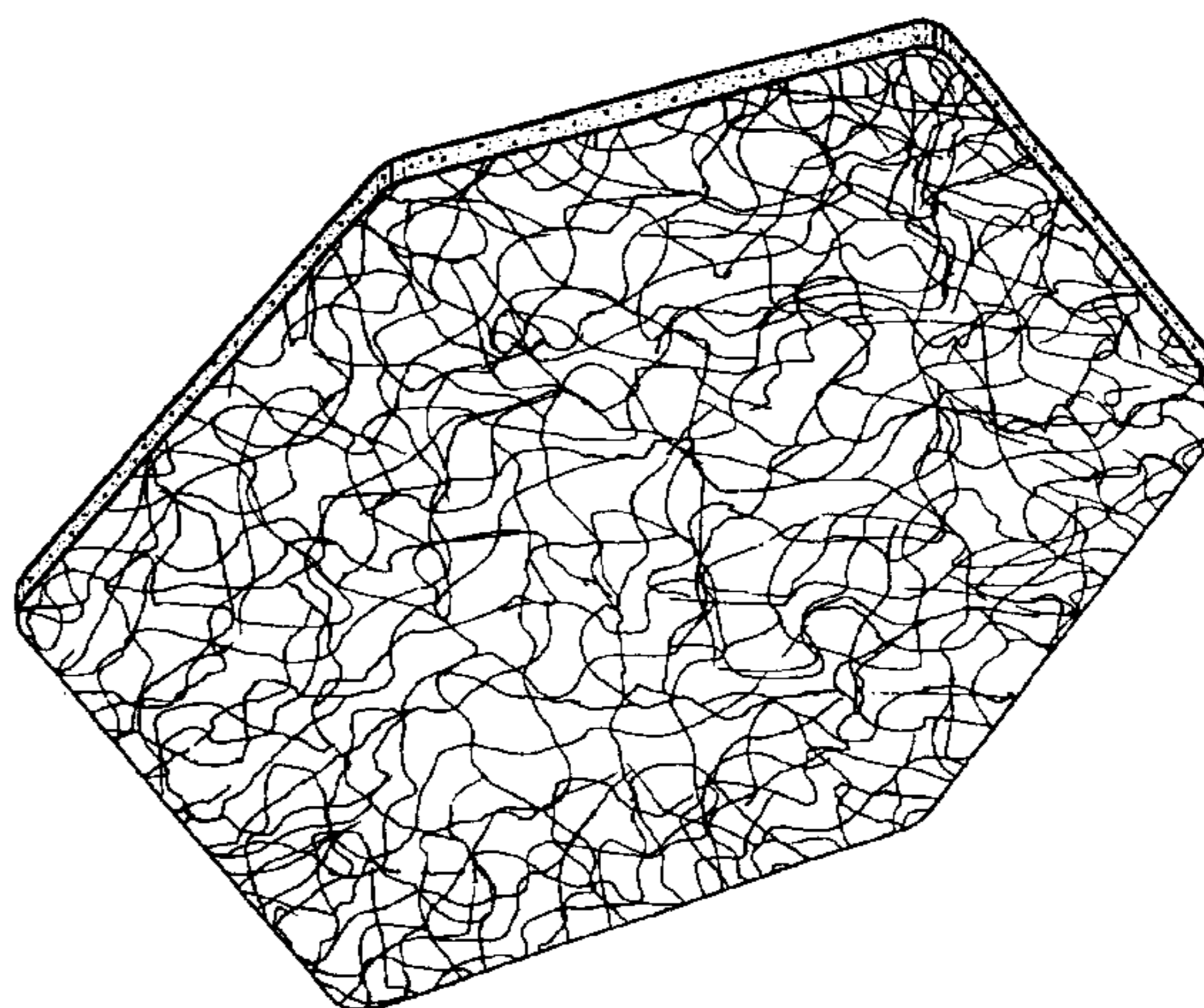
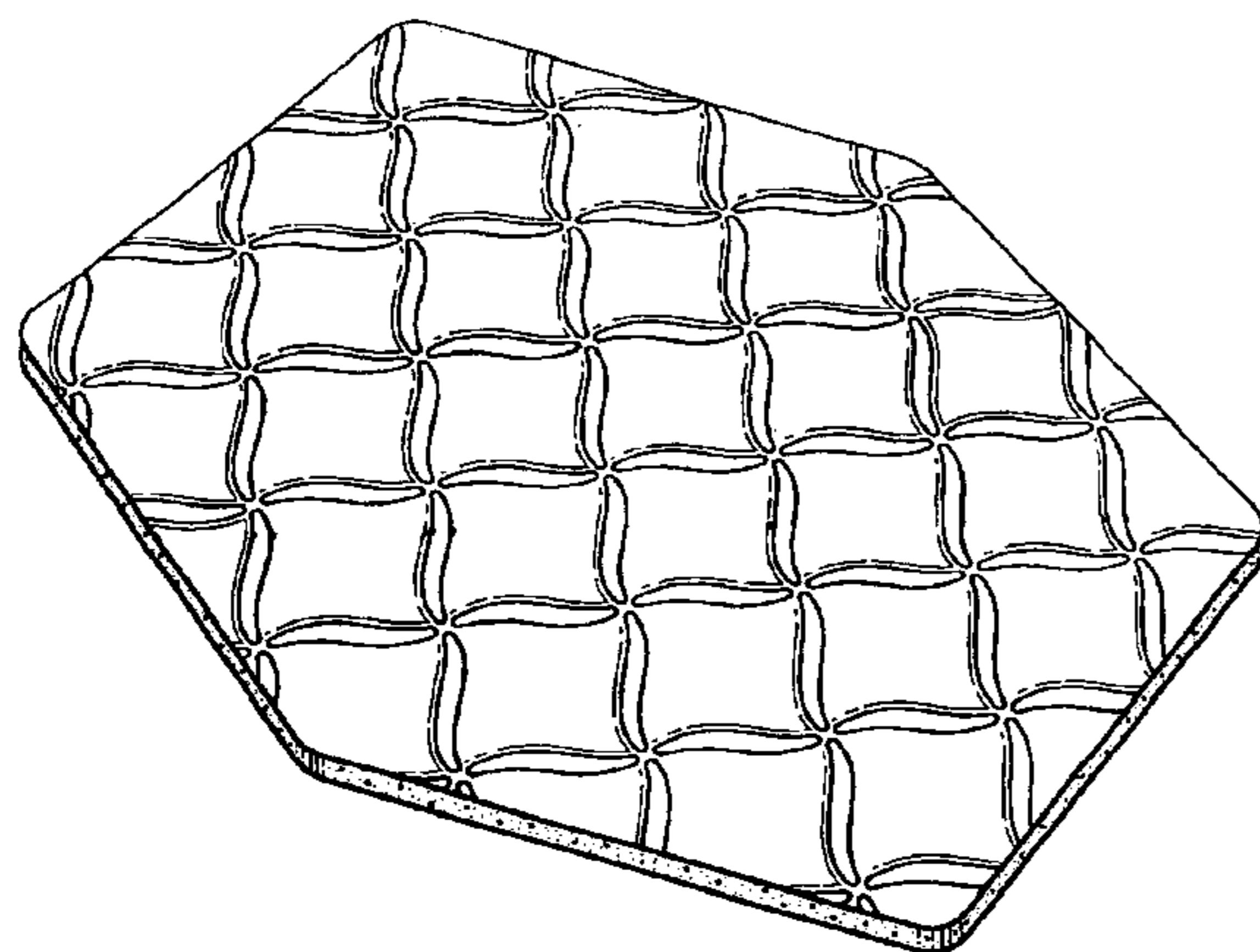
657,961 A * 9/1900 Roberts 15/208 X
2,325,903 A * 8/1943 Blair et al. 15/244.3 X
3,857,133 A * 12/1974 Linenfelser 15/118
3,965,518 A * 6/1976 Muoio 15/104.93
D426,690 S * 6/2000 Sakai D32/43
6,180,035 B1 * 1/2001 Hsieh et al. 15/244.3 X
6,346,113 B1 * 2/2002 Turri

The ornamental design for a sponge, as shown and described.

DESCRIPTION

FIG. 1 is a perspective view of the front of the sponge. FIG. 2 is a perspective view of the back of the sponge. FIG. 3 is a plan view of the front of the sponge; and, FIG. 4 is a plan view of the back of the sponge.

1 Claim, 2 Drawing Sheets



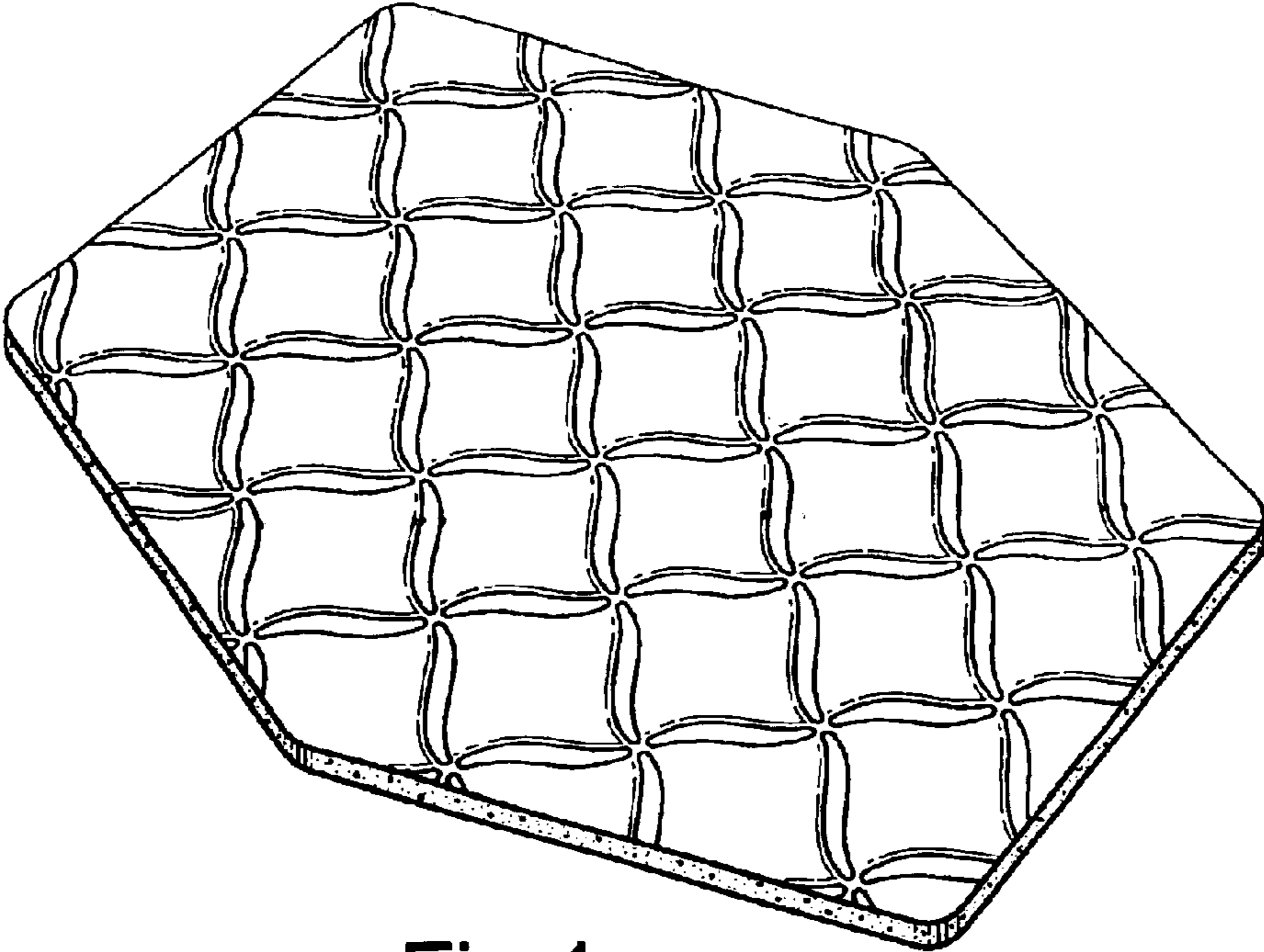


Fig.1.

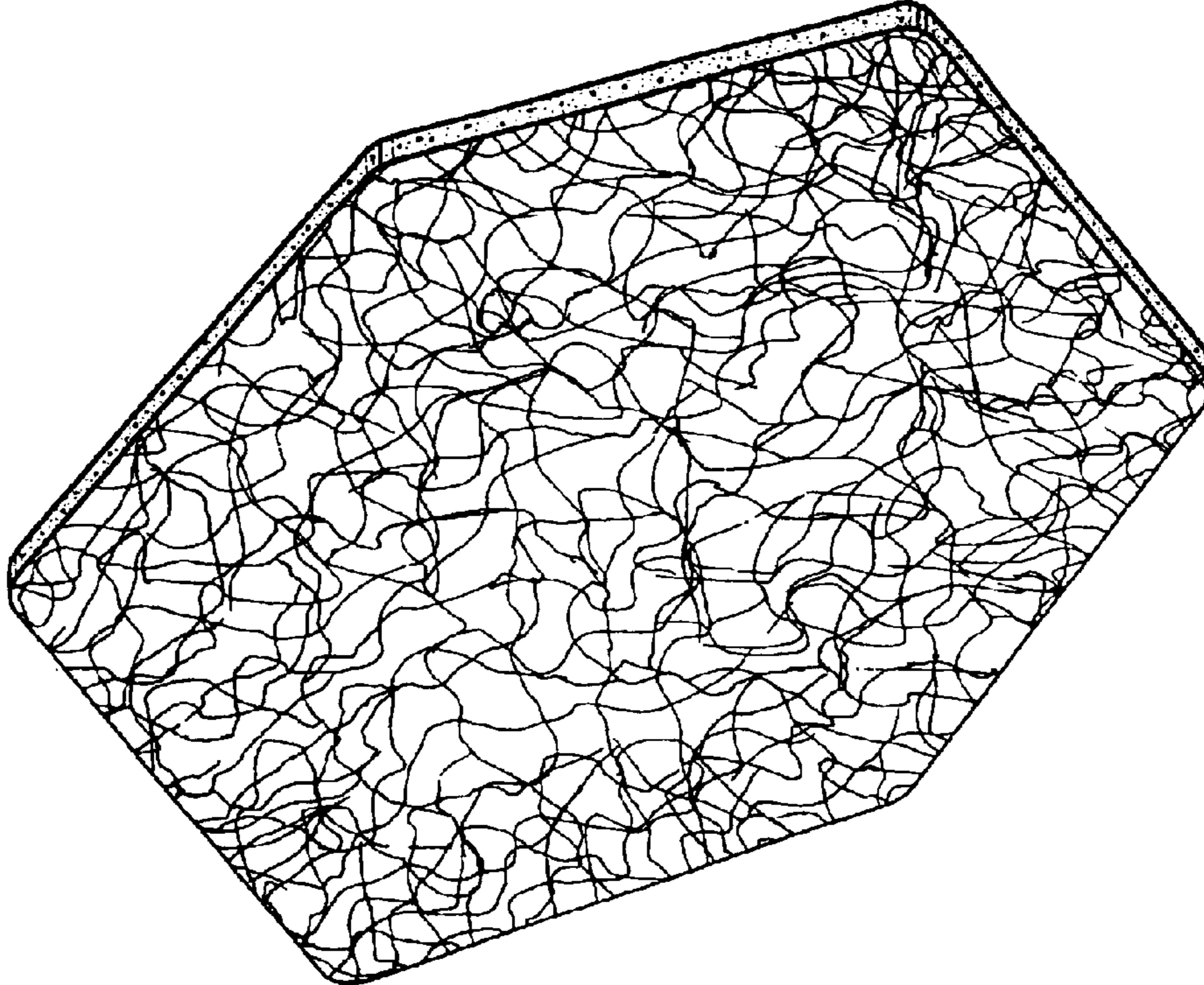


Fig.2.

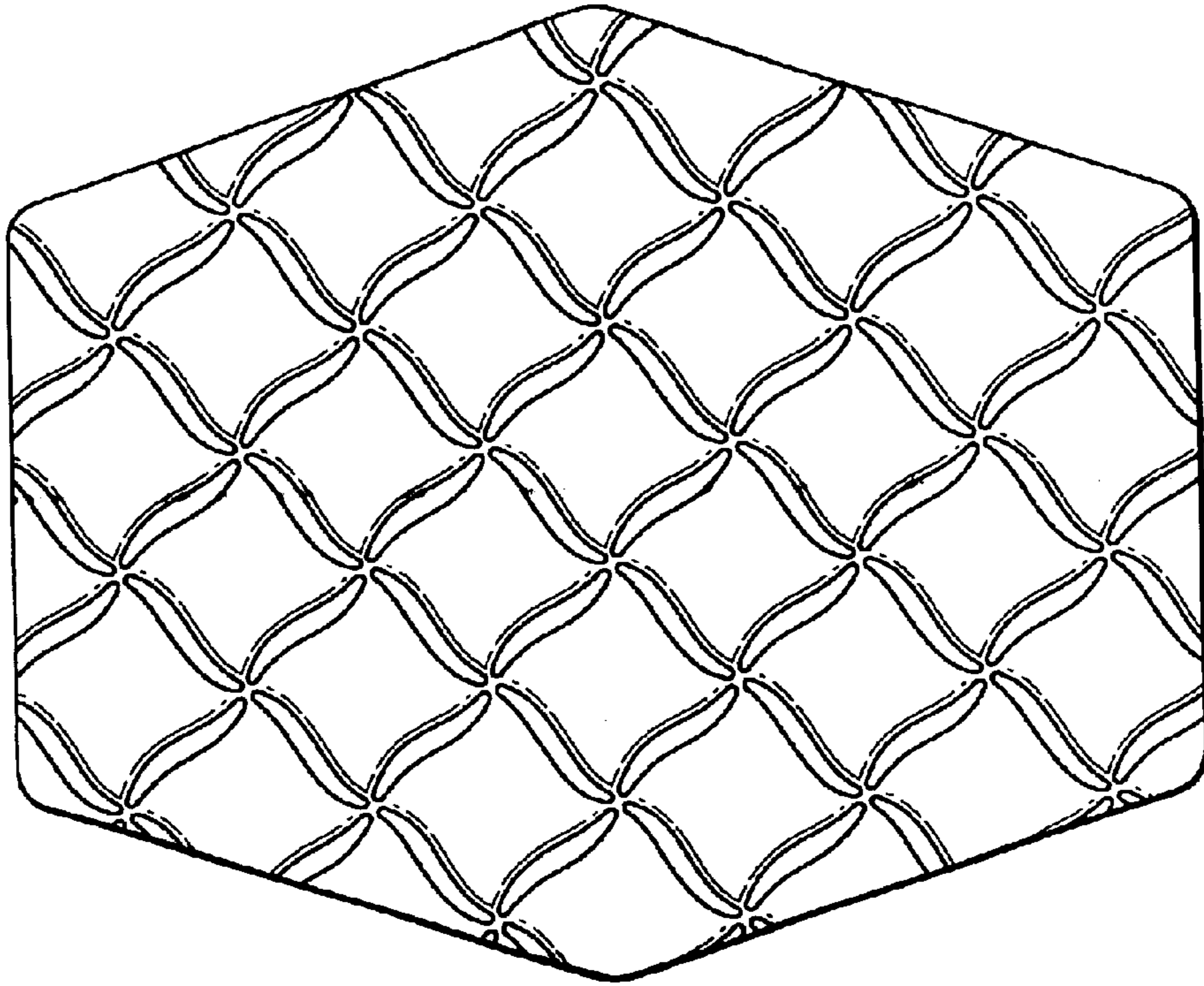


Fig.3.

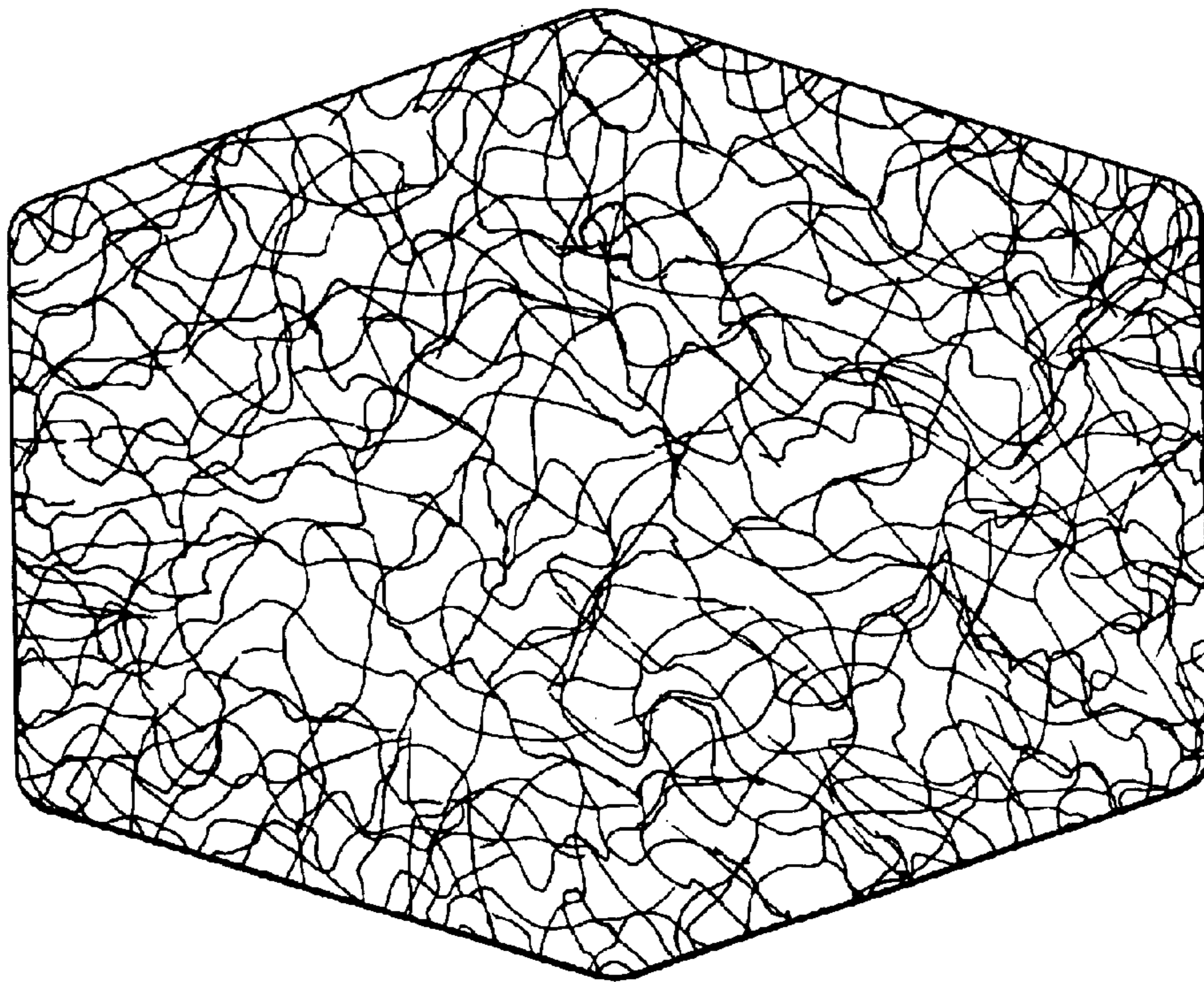


Fig.4.