

US00D505524S

(12) **United States Design Patent**
DeAngelis

(10) **Patent No.: US D505,524 S**

(45) **Date of Patent: ** May 24, 2005**

(54) **PET TOY**

(76) **Inventor: Cindy DeAngelis**, 1583 Guy St., San Diego, CA (US) 92103

(**) **Term: 14 Years**

(21) **Appl. No.: 29/201,644**

(22) **Filed: Mar. 17, 2004**

Related U.S. Application Data

(62) Division of application No. 29/182,166, filed on May 20, 2003, now Pat. No. Des. 493,579, which is a division of application No. 29/144,765, filed on Jul. 9, 2001, now Pat. No. Des. 475,487.

(51) **LOC (7) Cl. 30-99**

(52) **U.S. Cl. D30/160**

(58) **Field of Search** D30/160; D21/406, D21/408, 475-476, 478-479, 483, 532, 662, 681, 682, 707, 711, 713; D24/193-195, 211; 199/702, 706-711; 156/72; 273/160; 446/85, 227, 369; 473/143, 575-576, 578-580, 612, 614; 482/114; 601/118-120, 131, 139; 606/234, 236

(56) **References Cited**

U.S. PATENT DOCUMENTS

D155,689 S	10/1949	Davis	
3,312,214 A	4/1967	Burdick et al.	
D219,284 S	* 11/1970	Hunt	D21/707
3,690,324 A	9/1972	Spivack	
3,889,950 A	6/1975	Kasravi	
D308,082 S	* 5/1990	Raiffe	D21/408
D324,549 S	3/1992	Rylands	
D326,120 S	5/1992	Michelson et al.	
D330,921 S	11/1992	LaMagna	

D332,982 S	2/1993	Norman et al.	
5,207,420 A	5/1993	Crawford et al.	
D337,398 S	7/1993	Axelrod	D30/160
5,224,959 A	* 7/1993	Kasper	473/612
D353,235 S	12/1994	D'Angelico	D30/160
D368,502 S	4/1996	Liao	
D375,329 S	11/1996	Lennon et al.	
5,660,576 A	8/1997	Winga	446/490
D400,620 S	11/1998	Barton, Jr.	D21/713
D405,481 S	2/1999	Sholin	D21/479
D407,869 S	* 4/1999	Wang	D30/160
D408,482 S	4/1999	Morrison	D21/708
D411,042 S	6/1999	Willinger	D30/160
D421,126 S	2/2000	Nowak	D24/194
D424,203 S	* 5/2000	Nowak	D24/194
D433,777 S	11/2000	Simon	D30/160
D469,484 S	* 1/2003	Dawson	D21/662
D473,021 S	4/2003	Gourley	D30/160
6,622,659 B2	9/2003	Willinger	119/702

FOREIGN PATENT DOCUMENTS

EP 0 385 518 A1 9/1990 A63F/9/00

* cited by examiner

Primary Examiner—Cathy Anne MacCormac
(74) *Attorney, Agent, or Firm*—Sierra Patent Group, Ltd.


(57) **CLAIM**

The ornamental design for a pet toy, as shown.

DESCRIPTION

FIG. 1 is a perspective view of a pet toy showing my new design;
FIG. 2 is a side view thereof, the opposite side is identical;
FIG. 3 is a top view thereof, the bottom view is identical;
and,
FIG. 4 is a front view thereof, the rear view is identical.

1 Claim, 1 Drawing Sheet



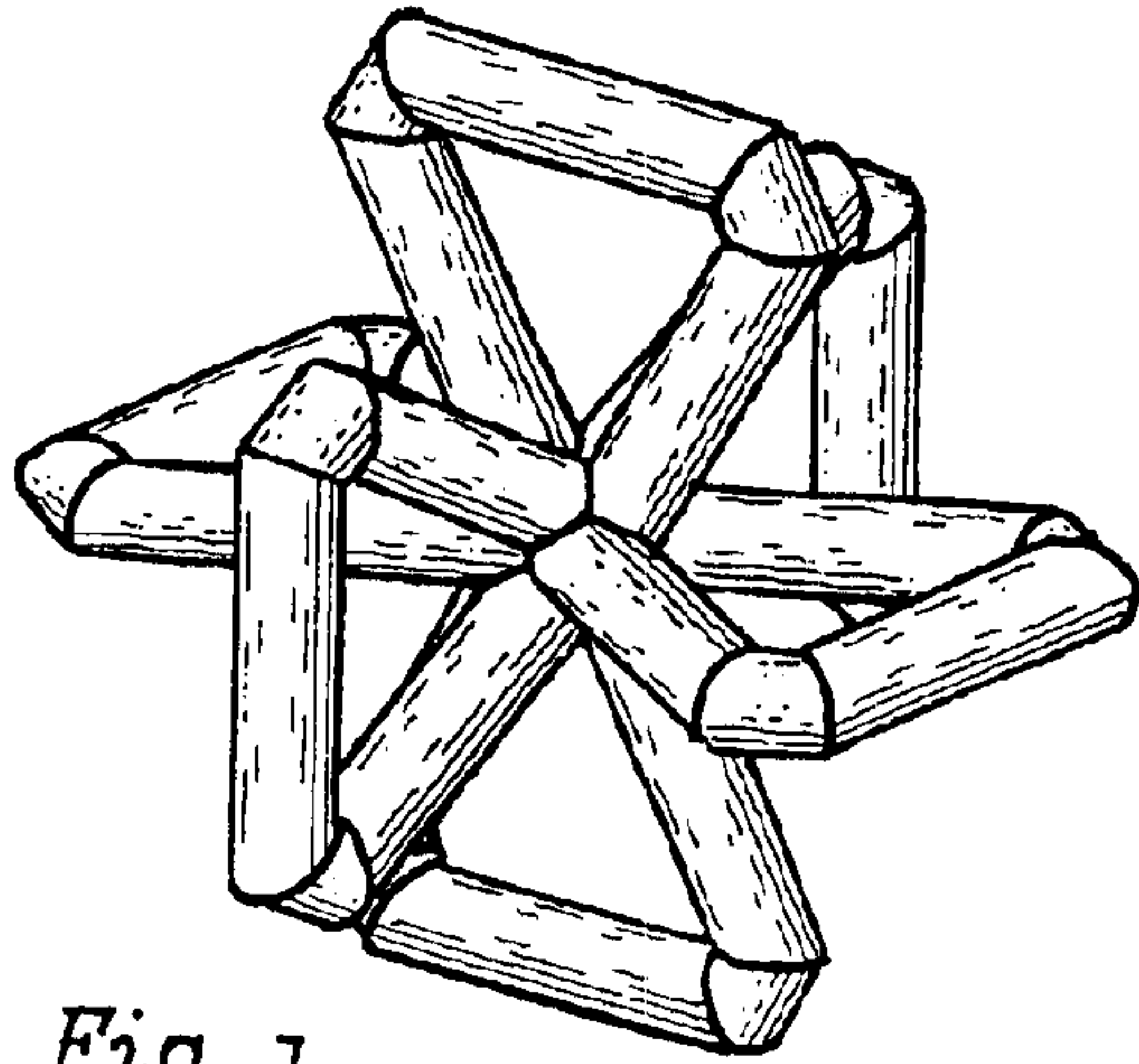


Fig. 1




Fig. 2




Fig. 3

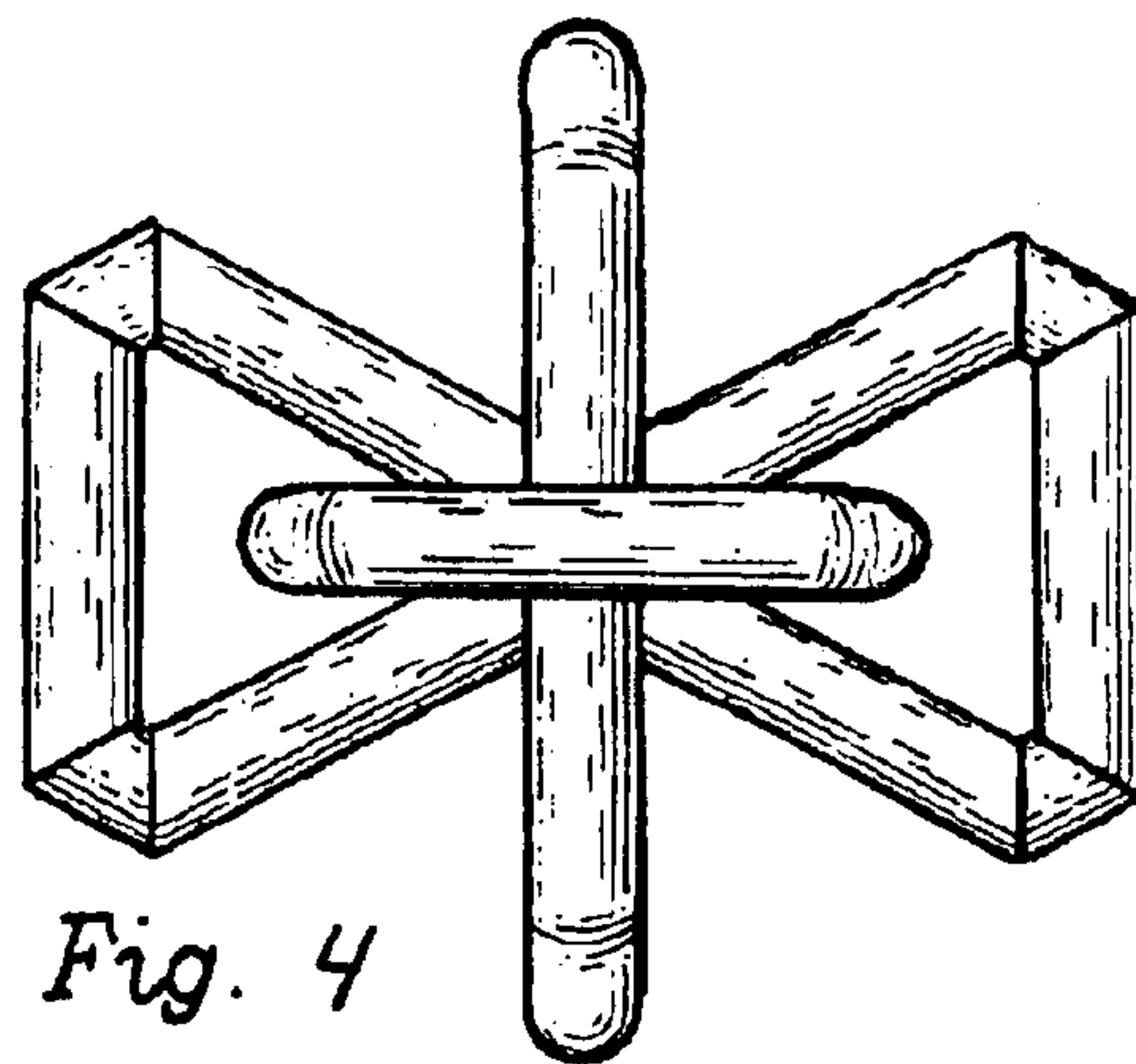


Fig. 4