

US00D505521S

(12) **United States Design Patent**
Schrodt

(10) **Patent No.:** **US D505,521 S**

(45) **Date of Patent:** **** May 24, 2005**

(54) **HUMMINGBIRD FEEDER**

(75) **Inventor:** **Gary K. Schrodt**, 1124 Old Siskiyou Blvd., Hwy. 99 South, Ashland, OR (US) 97520

(73) **Assignees:** **Gary K. Schrodt**, Ashland, OR (US); **Rosalind L. Schrodt**, Ashland, OR (US); Trustees of the Schrodt Family Trust

(**) **Term:** **14 Years**

(21) **Appl. No.:** **29/211,917**

(22) **Filed:** **Aug. 23, 2004**

(51) **LOC (7) Cl.** **30-03**

(52) **U.S. Cl.** **D30/124; 119/51.01**

(58) **Field of Search** D30/124-28, 121, D30/110, 115, 117, 119; 119/51.01, 57.8, 53, 428-29, 433-35, 469, 464; D26/155, 81, 154; 362/147, 404-8

(56) **References Cited**

U.S. PATENT DOCUMENTS

D290,773 S * 7/1987 Liethen D30/124

* cited by examiner

Primary Examiner—Alan P. Douglas

Assistant Examiner—Susan M Lee

(74) *Attorney, Agent, or Firm*—Kolisch Hartwell, P.C.

(57) **CLAIM**

I claim the ornamental design for a hummingbird feeder, as shown and described.

DESCRIPTION

FIG. 1 is a perspective view of a hummingbird feeder showing my new design;

FIG. 2 is a front view of the hummingbird feeder shown in FIG. 1, the left-side, right-side and rear view being a mirror image thereof;

FIG. 3 is a top view of the hummingbird feeder shown in FIG. 1; and,

FIG. 4 is a bottom view of the hummingbird feeder shown in FIG. 1.

1 Claim, 3 Drawing Sheets

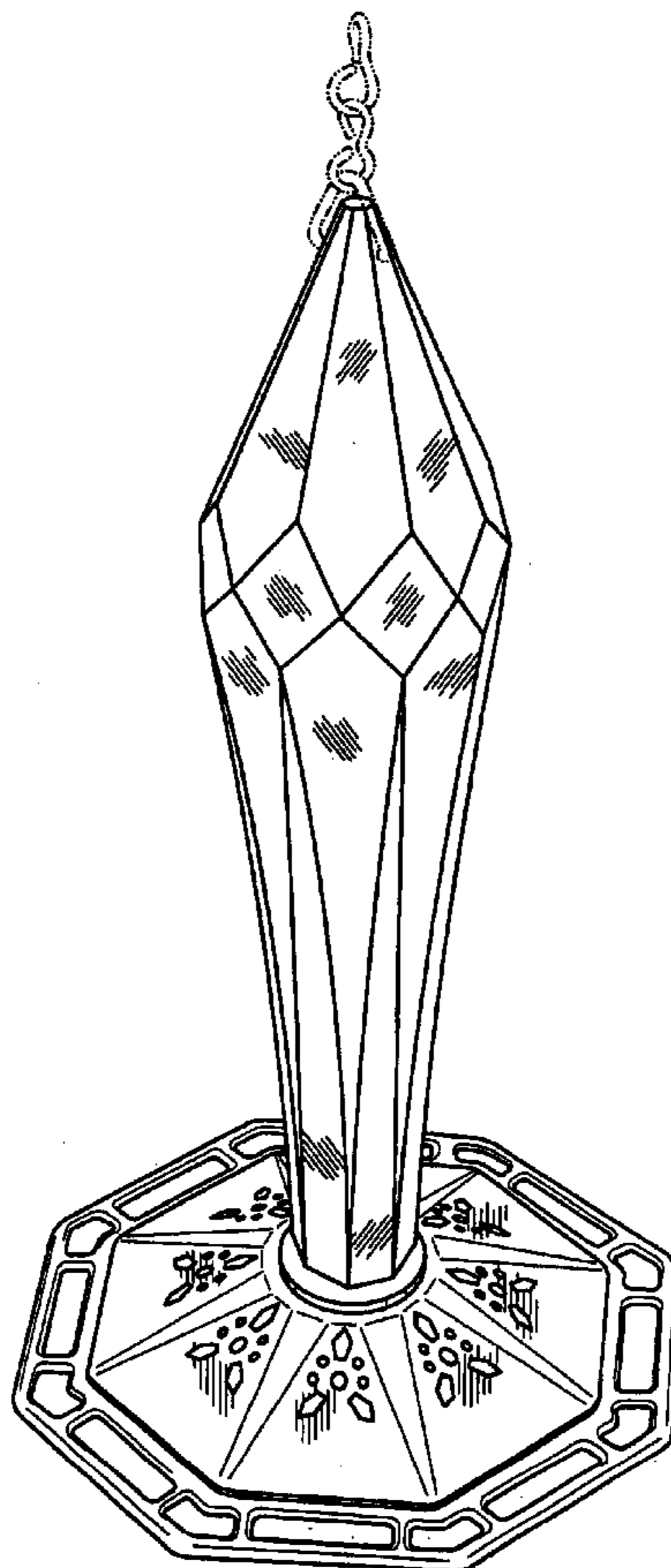


Fig. 1

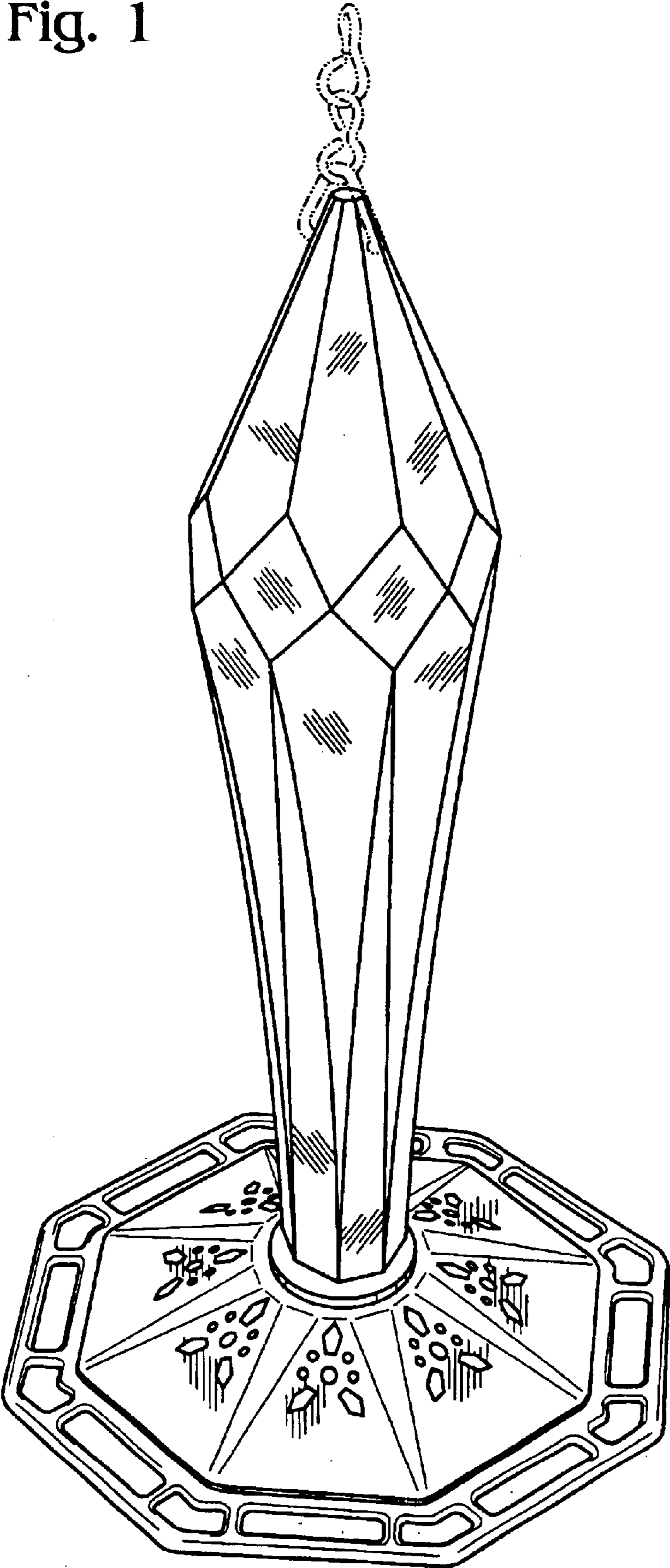


Fig. 2

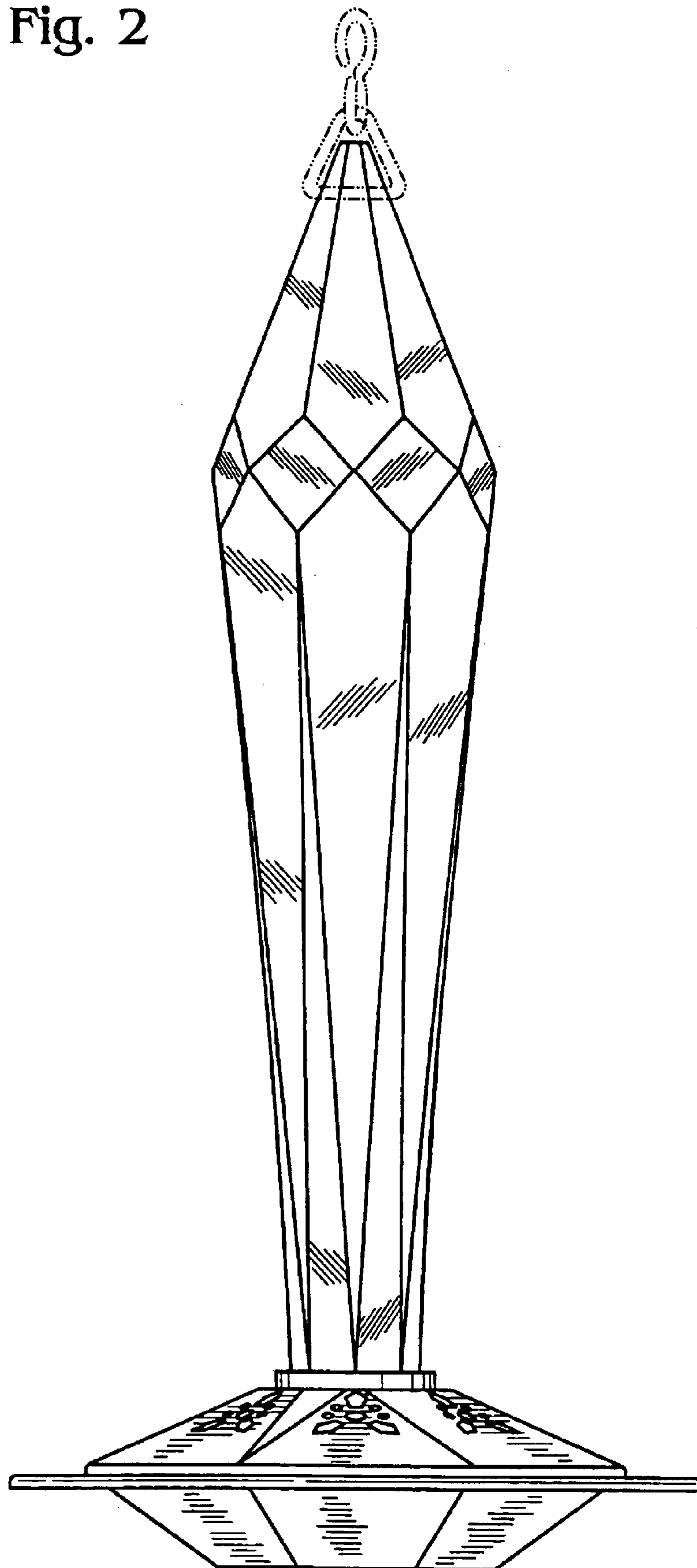


Fig. 3

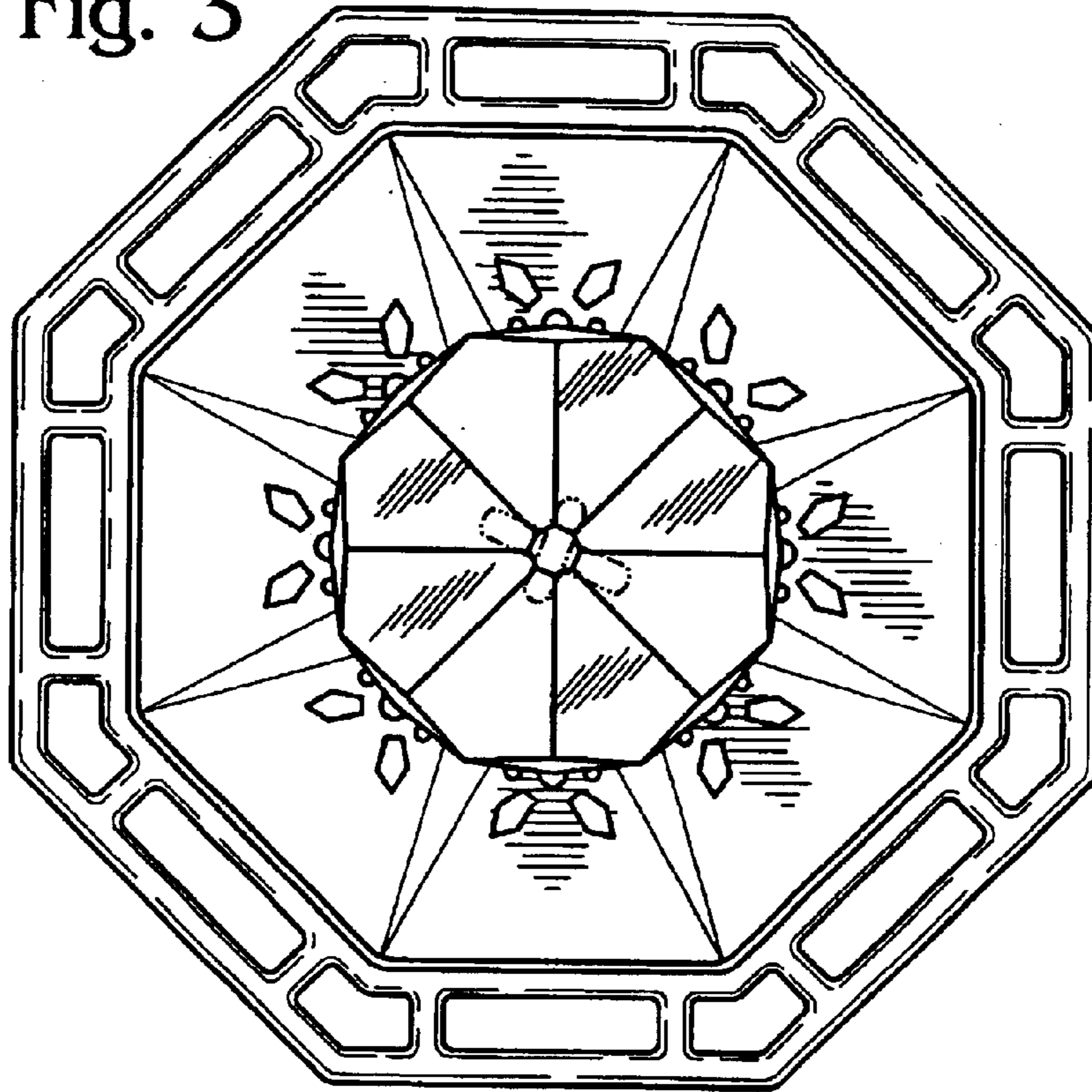


Fig. 4

