

US00D505513S

(12) **United States Design Patent** (10) **Patent No.:** **US D505,513 S**
Rugee (45) **Date of Patent:** **** May 24, 2005**

(54) **LIGHTING FIXTURE**

2004/0141328 A1 * 7/2004 Stone et al. 362/405

(75) **Inventor:** **Todd B. Rugee**, San Francisco, CA (US)

OTHER PUBLICATIONS

(73) **Assignee:** **Boyd Lighting Fixture Company**, San Francisco, CA (US)

Lighting Fixture, copy of photograph, displayed in Dallas, Texas in 1960's.

(**) **Term:** **14 Years**

Rugee, pending U.S. Appl. No. 29/174,442, filed Jan. 17, 2003, entitled "Lighting Fixture".

(21) **Appl. No.:** **29/197,845**

Rugee, pending U.S. Appl. No. 29/174,441, filed Jan. 17, 2003, entitled "Lighting Fixture".

(22) **Filed:** **Jan. 21, 2004**

Rugee, pending U.S. Appl. No. 29/197,840, filed Jan. 21, 2004, entitled "Lighting Fixture".

Related U.S. Application Data

Rugee, pending U.S. Appl. No. 29/174,446, filed Jan. 17, 2003, entitled "Lighting Fixture".

(63) Continuation-in-part of application No. 10/346,234, filed on Jan. 17, 2003, which is a continuation-in-part of application No. 29/174,442, filed on Jan. 17, 2003.

Stone et al., pending U.S. Appl. No. 10/346,234, filed Jan. 17, 2003, entitled "Lighting Fixtures Having Releasably Attachable Objects and Methods for Trimming Lighting Fixtures".

(51) **LOC (7) Cl.** **26-03**

Crystomrama 1988 catalog.; p. 44; Item No. 5611.

(52) **U.S. Cl.** **D26/92**

Wilshire Manufacturing Co.; Catalog #103, ©1994; p. 109; Item W2348/14.

(58) **Field of Search** D26/72, 80-92, D26/138, 145; 362/147, 404-408, 431, 432, 806

* cited by examiner

(56) **References Cited**

Primary Examiner—Clare E Heflin

U.S. PATENT DOCUMENTS

(74) *Attorney, Agent, or Firm*—Heslin Rothenberg Farley & Mesiti P.C.

D51,022 S	7/1917	Mohr	D26/90
D67,839 S	7/1925	Krause	D26/80
D70,385 S	6/1926	Rosenblatt	D26/88
D193,275 S	* 7/1962	Atkin	D26/87
D198,539 S	6/1964	Freed	D26/80
3,212,713 A	10/1965	Chatten	239/17
D206,019 S	* 10/1966	Walz	D26/87
D226,532 S	3/1973	Ishii	D26/84
D265,513 S	7/1982	Thurston	D26/85
D297,694 S	* 9/1988	Rose et al.	D6/566
D335,543 S	* 5/1993	Sessions	D26/51
D382,663 S	8/1997	Barry	D26/72
5,868,490 A	2/1999	Barthelmess	362/806
D441,903 S	* 5/2001	Gilardi	D26/92
D464,759 S	10/2002	Thompson	D26/89
D482,815 S	11/2003	Rugee	D26/84
2002/0186561 A1	12/2002	Giudicelli	362/806
2003/0043580 A1	3/2003	Hsu	362/249

(57) **CLAIM**

The ornamental design for the lighting fixture, as shown and described.

DESCRIPTION

FIG. 1 is a perspective view of a lighting fixture in accordance with the new design;

FIG. 2 is a front view thereof;

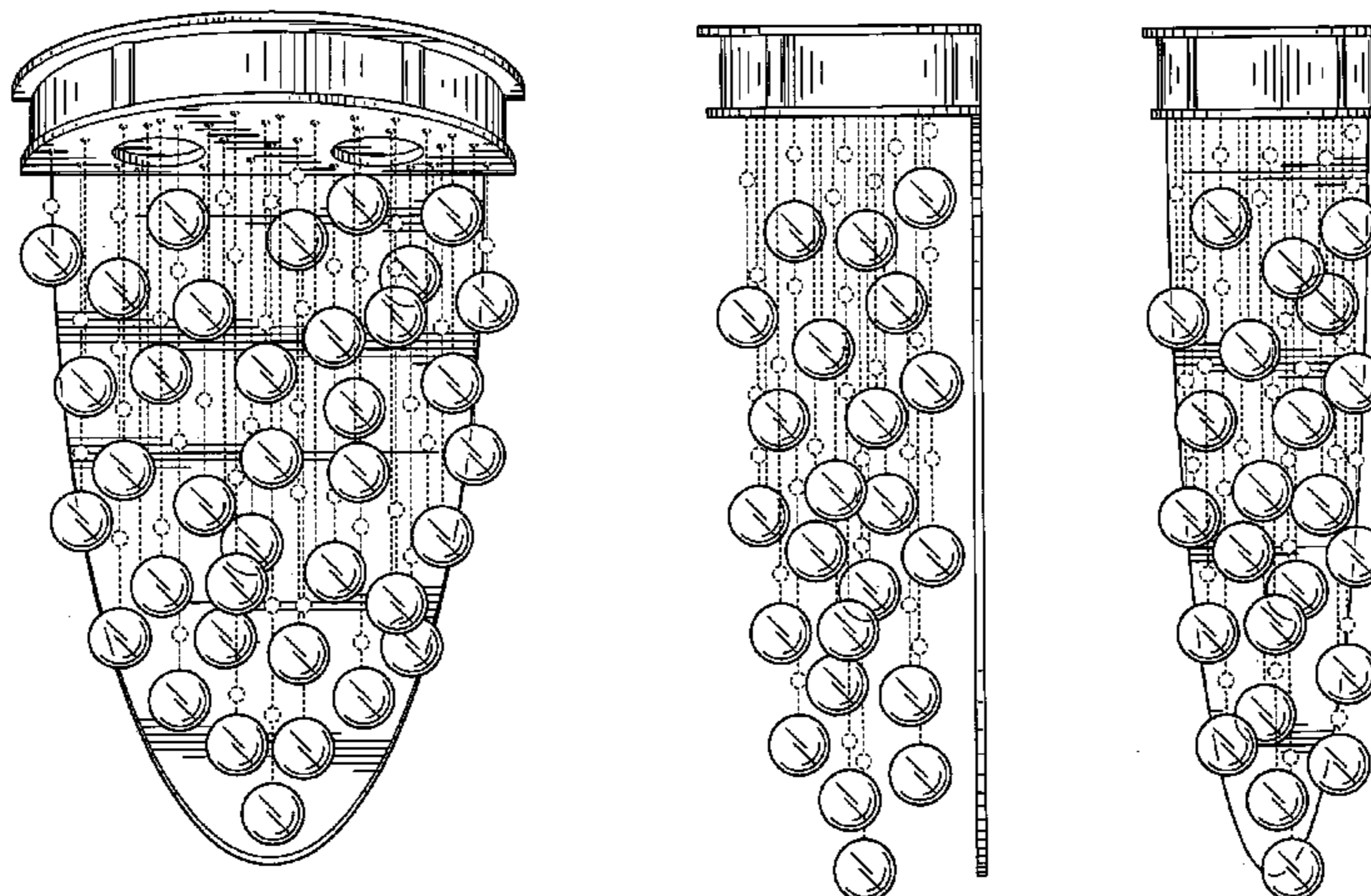
FIG. 3 is a side view thereof;

FIG. 4 is a bottom view thereof; and,

FIG. 5 is a front view of a second embodiment of the lighting fixture.

The broken lines in the figures are for illustrative purposes only and form no part of the claimed invention.

1 Claim, 5 Drawing Sheets



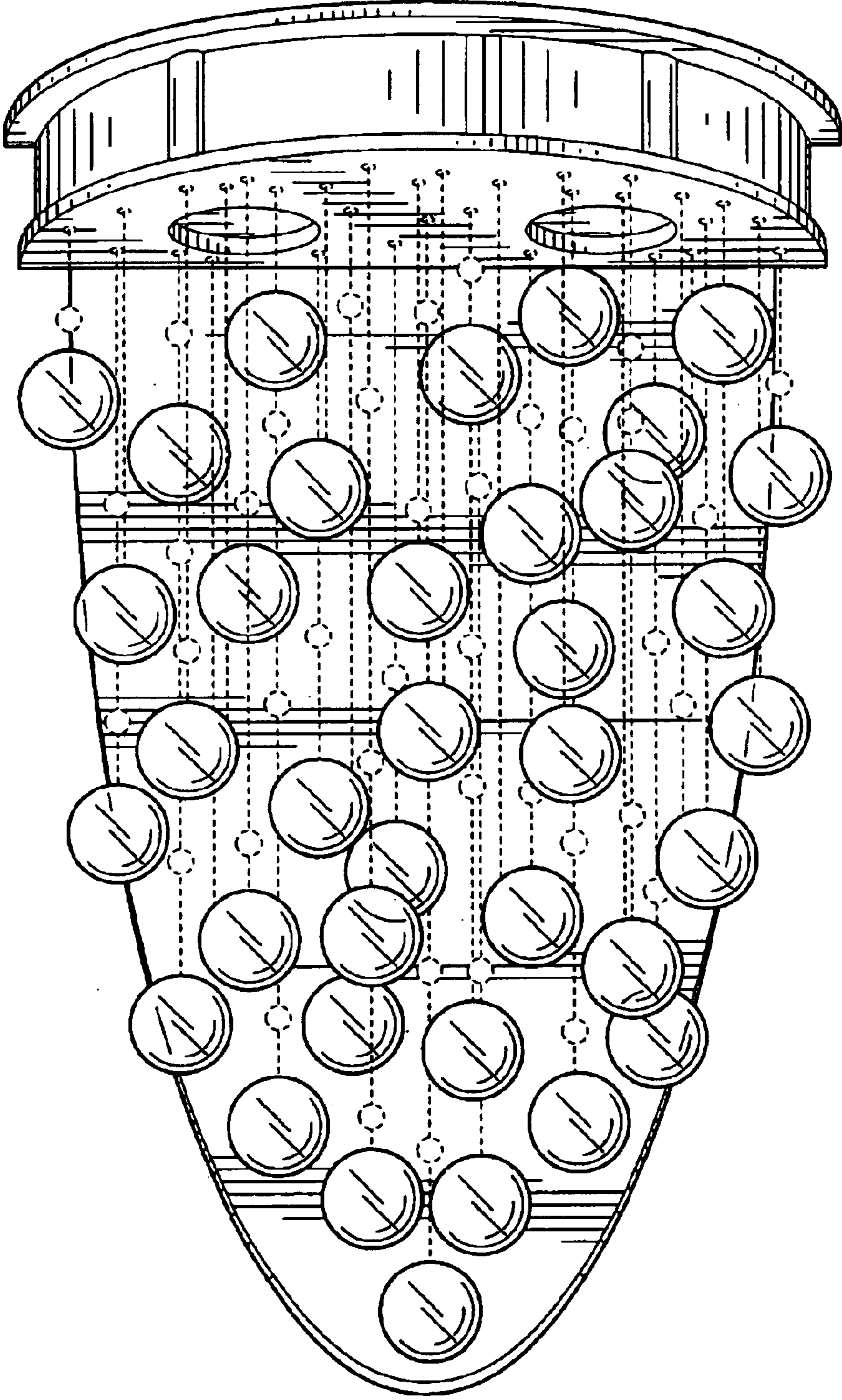


FIG. 1

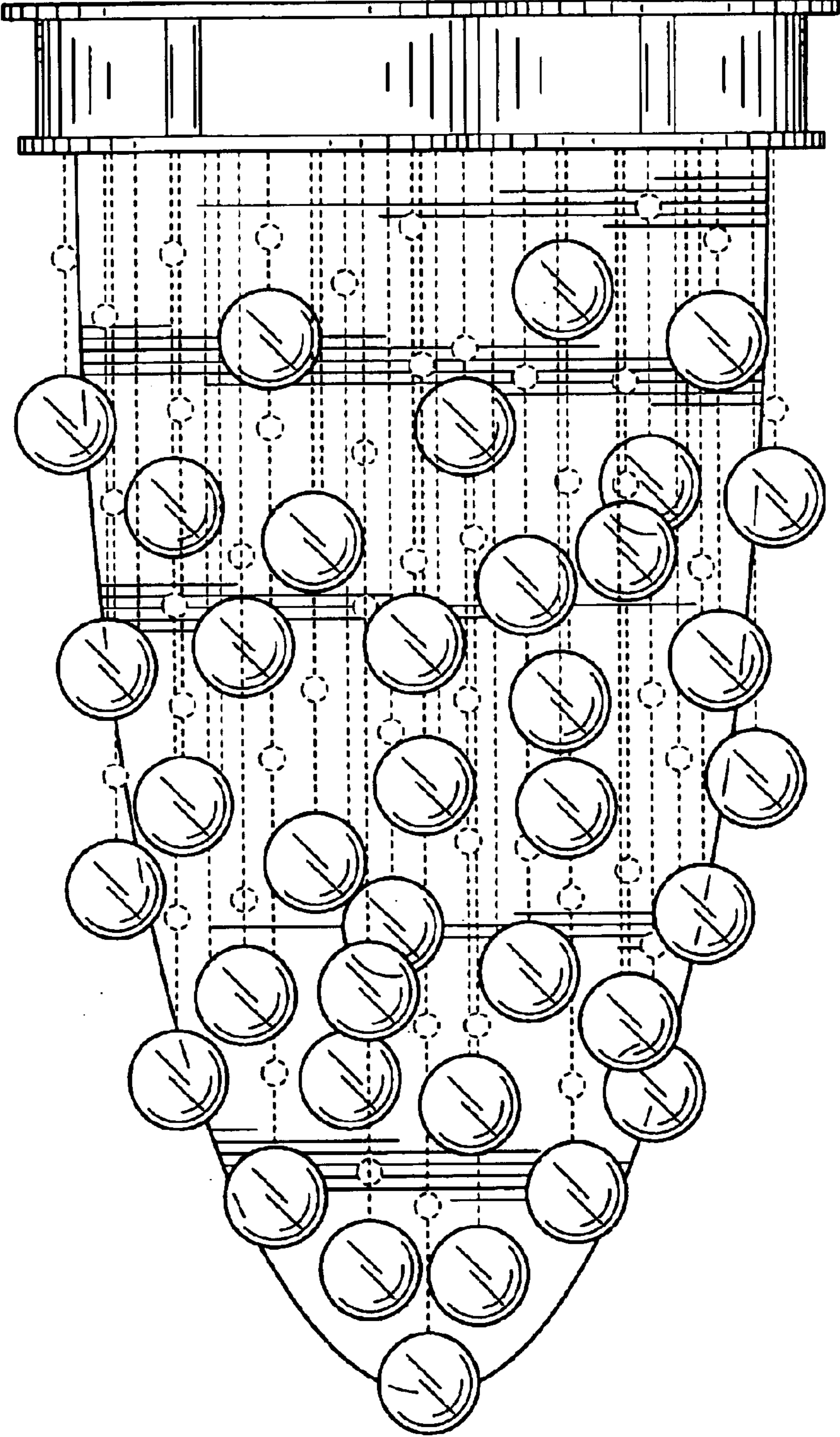


FIG. 2

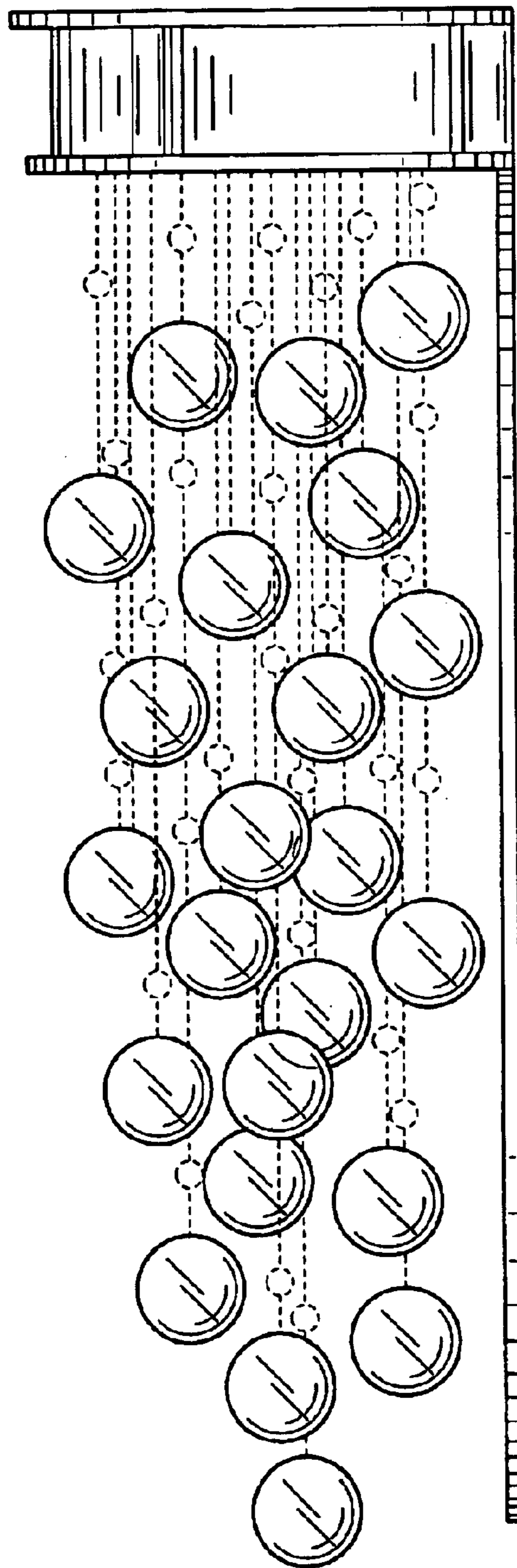


FIG. 3

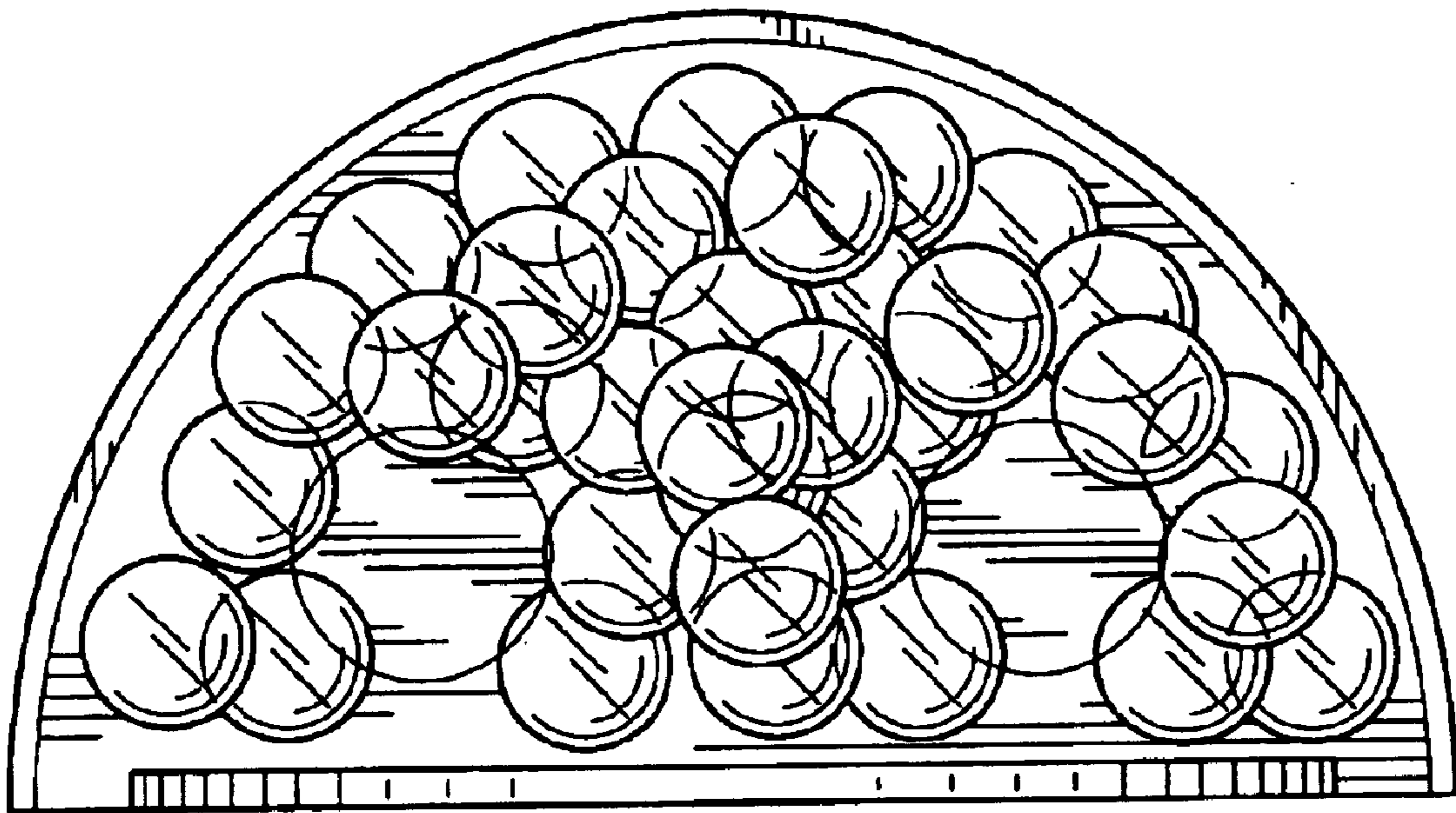


FIG. 4

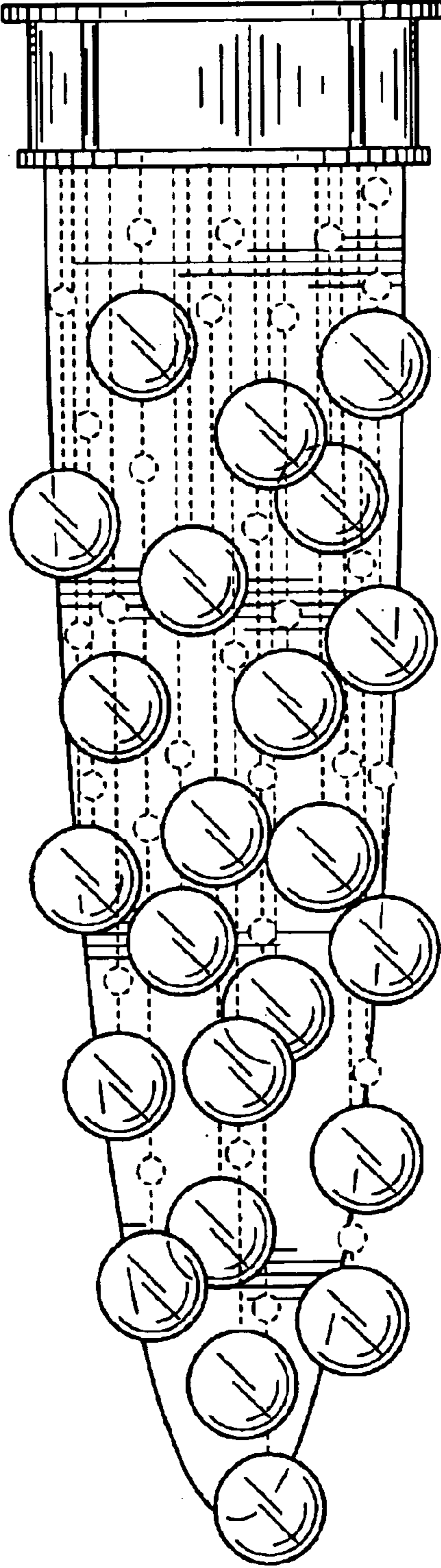


FIG. 5