

US00D505485S

(12) **United States Design Patent** (10) **Patent No.:** **US D505,485 S**  
**Blateri** (45) **Date of Patent:** **\*\* May 24, 2005**

(54) **HEATER FAN**  
 (76) Inventor: **Frank Blateri**, 191 Chaucer Ct.,  
 Coppell, TX (US) 76019  
 (\*\*) Term: **14 Years**  
 (21) Appl. No.: **29/201,227**  
 (22) Filed: **Mar. 11, 2004**  
 (51) **LOC (7) Cl.** ..... **23-03**  
 (52) **U.S. Cl.** ..... **D23/335**  
 (58) **Field of Search** ..... D23/314, 322,  
 D23/332, 340, 334-337, 370, 377-378,  
 381-382; 392/360, 365-369, 373-376;  
 126/110 B, 90 A, 92 A

D429,808 S 8/2000 Krauss  
 D433,497 S 11/2000 Hotaling et al.  
 D440,648 S 4/2001 Lee et al.  
 D441,065 S 4/2001 Ediger et al.  
 D444,871 S 7/2001 Wilson, Jr.  
 D445,173 S \* 7/2001 Birdsell et al. .... D23/332  
 D447,552 S 9/2001 Lee et al.  
 D448,071 S \* 9/2001 Birdsell et al. .... D23/335  
 D448,461 S 9/2001 Toro  
 6,285,829 B1 9/2001 Smith  
 D451,594 S 12/2001 Chen et al.  
 D451,595 S 12/2001 Chen et al.  
 D454,392 S 3/2002 Shapiro  
 D456,066 S 4/2002 Ching  
 D459,454 S 6/2002 Shapiro  
 D460,816 S 7/2002 Mavridis et al.  
 D462,429 S \* 9/2002 Gao ..... D23/335  
 D462,753 S \* 9/2002 Gao ..... D23/335  
 D466,599 S 12/2002 Bragg et al.  
 D467,324 S \* 12/2002 Ching ..... D23/335  
 D468,818 S 1/2003 Chuang et al.  
 D483,101 S \* 12/2003 Ching ..... D23/335  
 D483,102 S \* 12/2003 Ching ..... D23/335  
 D495,795 S \* 9/2004 Kaiser et al. .... D23/335

(56) **References Cited**  
 U.S. PATENT DOCUMENTS

D151,015 S 9/1948 Stiles  
 4,703,152 A 10/1987 Shih-Chin  
 D309,182 S 7/1990 Hsu  
 D323,708 S 2/1992 Wang  
 D329,089 S 9/1992 Coup et al.  
 D343,676 S 1/1994 Lim  
 D344,527 S 2/1994 Drago et al.  
 D349,570 S 8/1994 Radtke, Jr.  
 D359,344 S 6/1995 De'Longhi  
 D395,080 S 6/1998 Jane et al.  
 D395,490 S \* 6/1998 Jane' et al. .... D23/337  
 D396,527 S 7/1998 Boyle et al.  
 D398,983 S 9/1998 Keller et al.  
 D402,742 S 12/1998 Chen  
 D405,520 S 2/1999 Birdsell et al.  
 D408,903 S \* 4/1999 Boyle et al. .... D23/335  
 D408,907 S 4/1999 Moreno  
 D418,911 S \* 1/2000 Birdsell et al. .... D23/335  
 D421,114 S 2/2000 Lozzio et al.  
 D421,646 S 3/2000 Palma et al.  
 D422,073 S 3/2000 Lozzio et al.  
 D423,663 S 4/2000 Rossman et al.  
 D424,683 S 5/2000 Bellil et al.  
 D427,674 S 7/2000 Moreno

FOREIGN PATENT DOCUMENTS

NL 2039684 11/1994

\* cited by examiner

*Primary Examiner*—Brian N Vinson  
 (74) *Attorney, Agent, or Firm*—Haynes and Boone, LLP

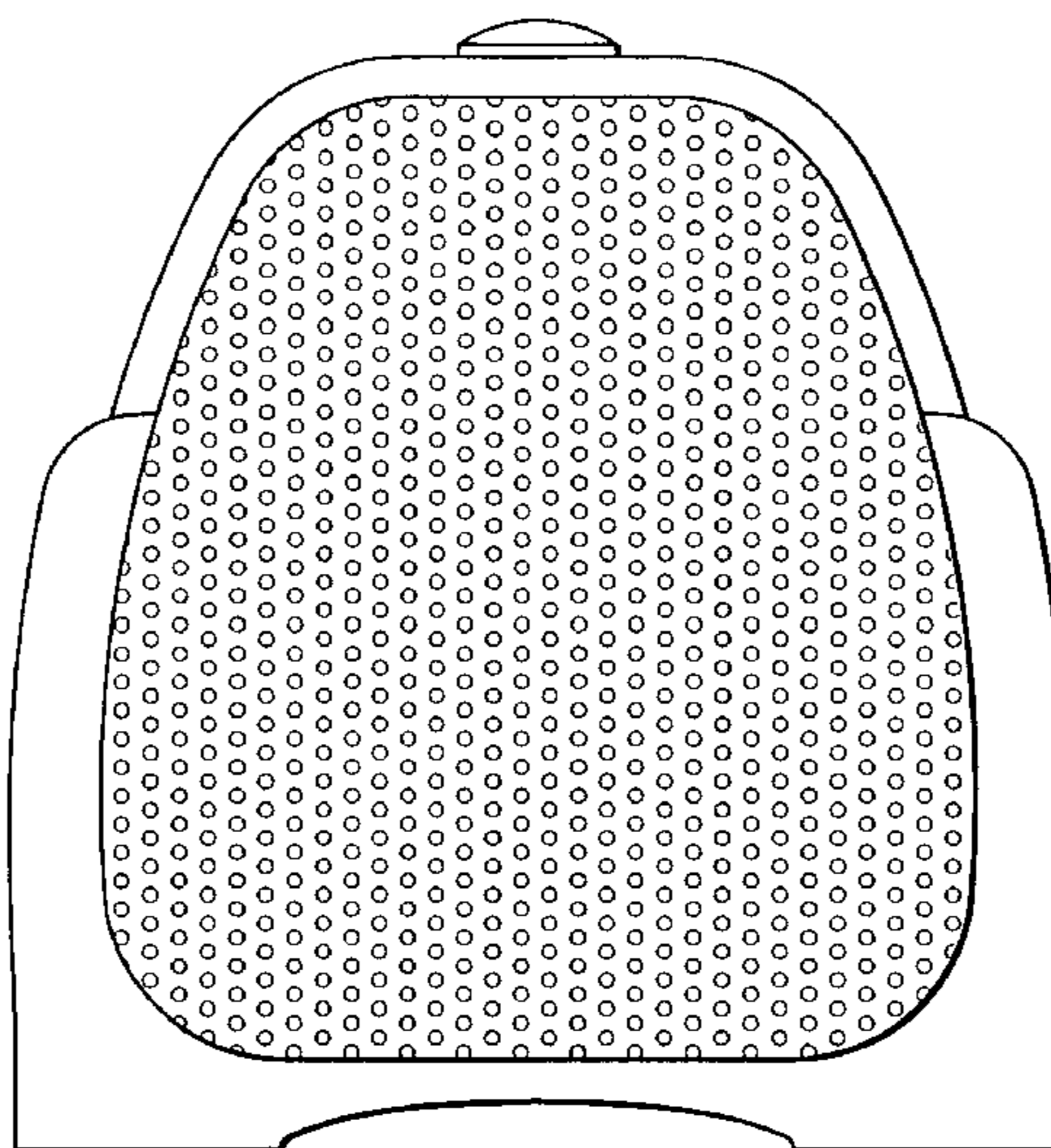
(57) **CLAIM**

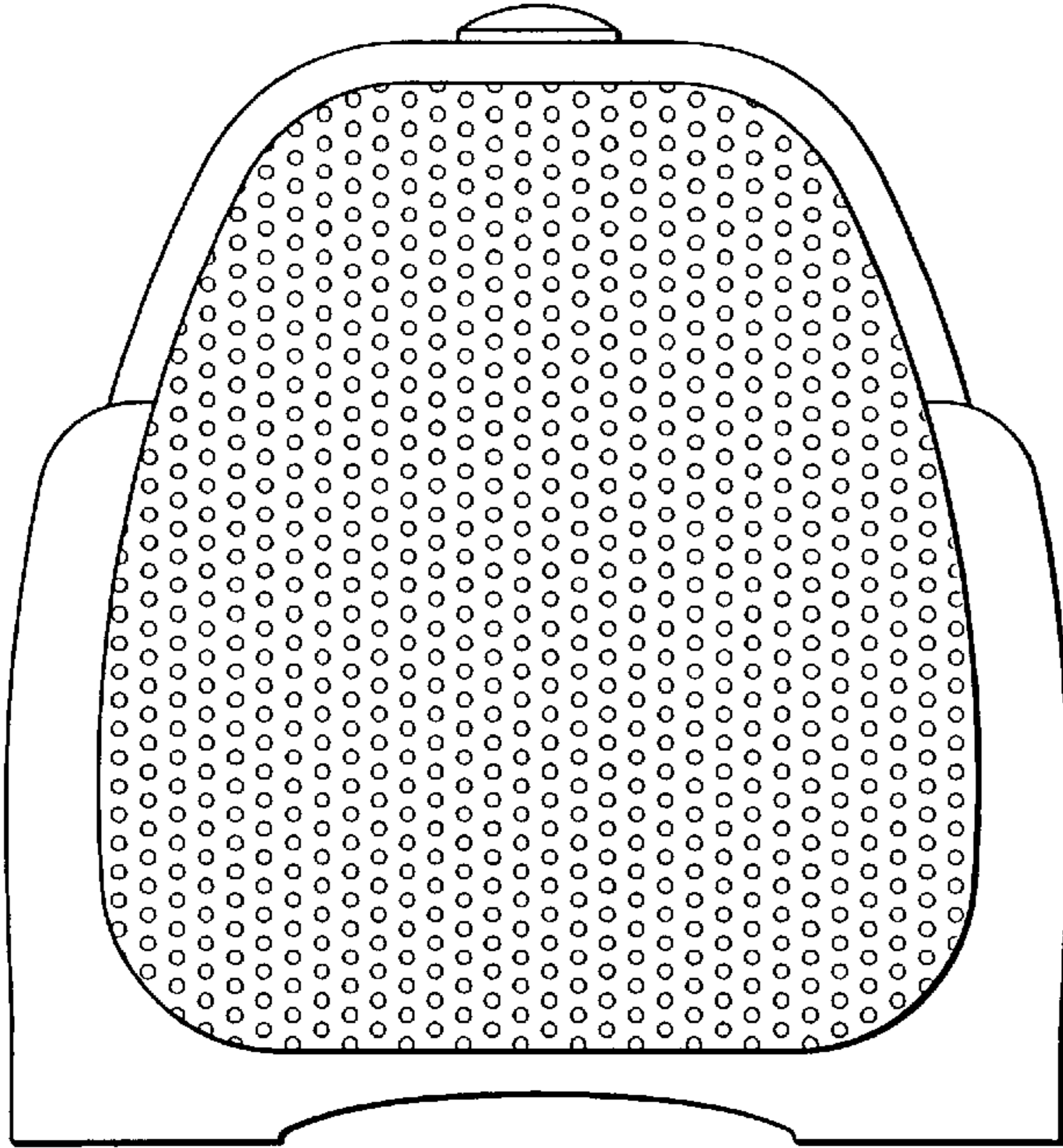
The design for the heater fan, as shown and described.

**DESCRIPTION**

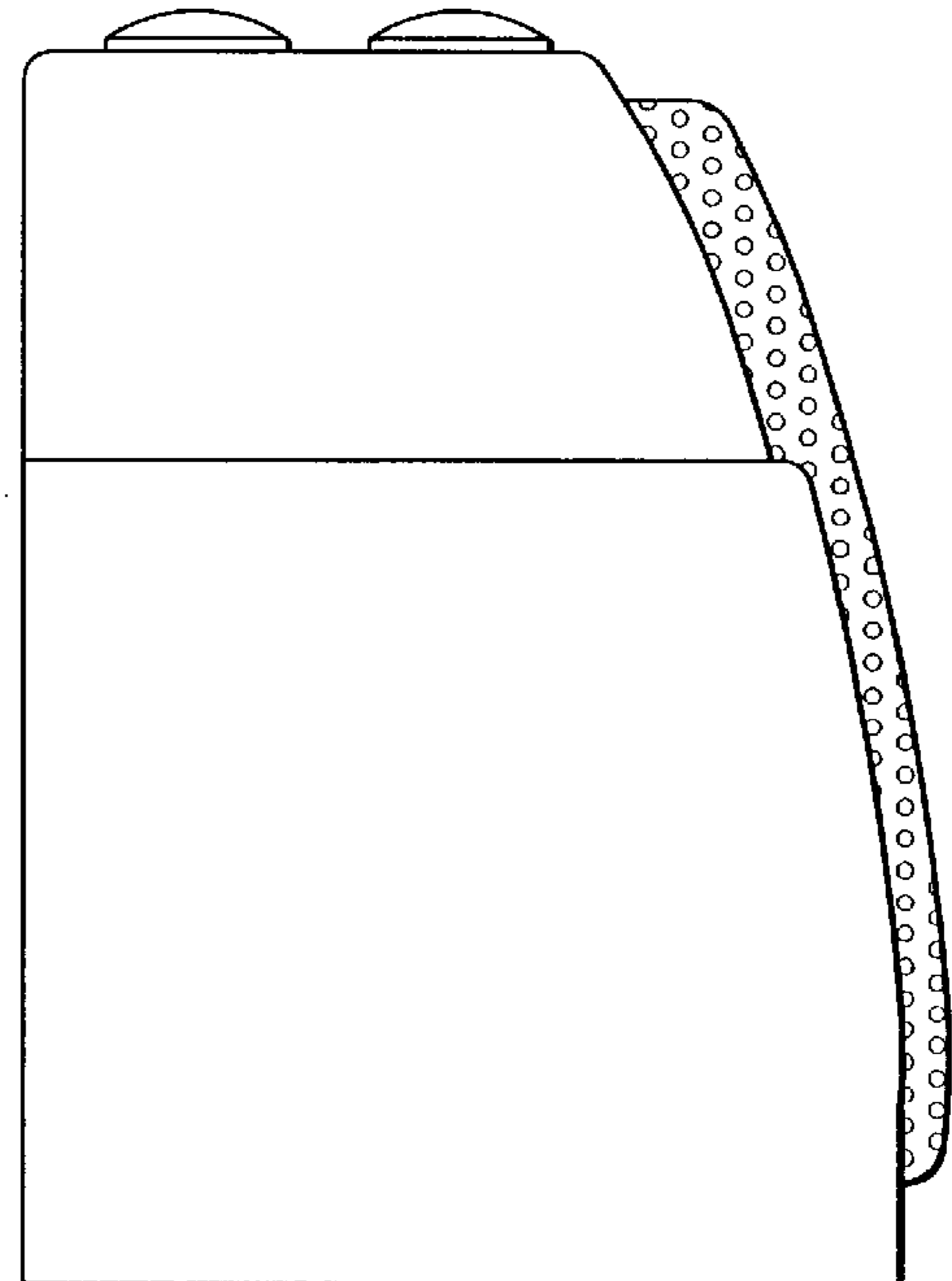
FIG. 1 is a front elevational view of the heater fan showing my new design;  
 FIG. 2 is a side elevational view thereof; and,  
 FIG. 3 is a top view thereof.  
 The broken-line disclosure in the views is for illustrative purposes only and forms no part of the claimed design.

**1 Claim, 1 Drawing Sheet**

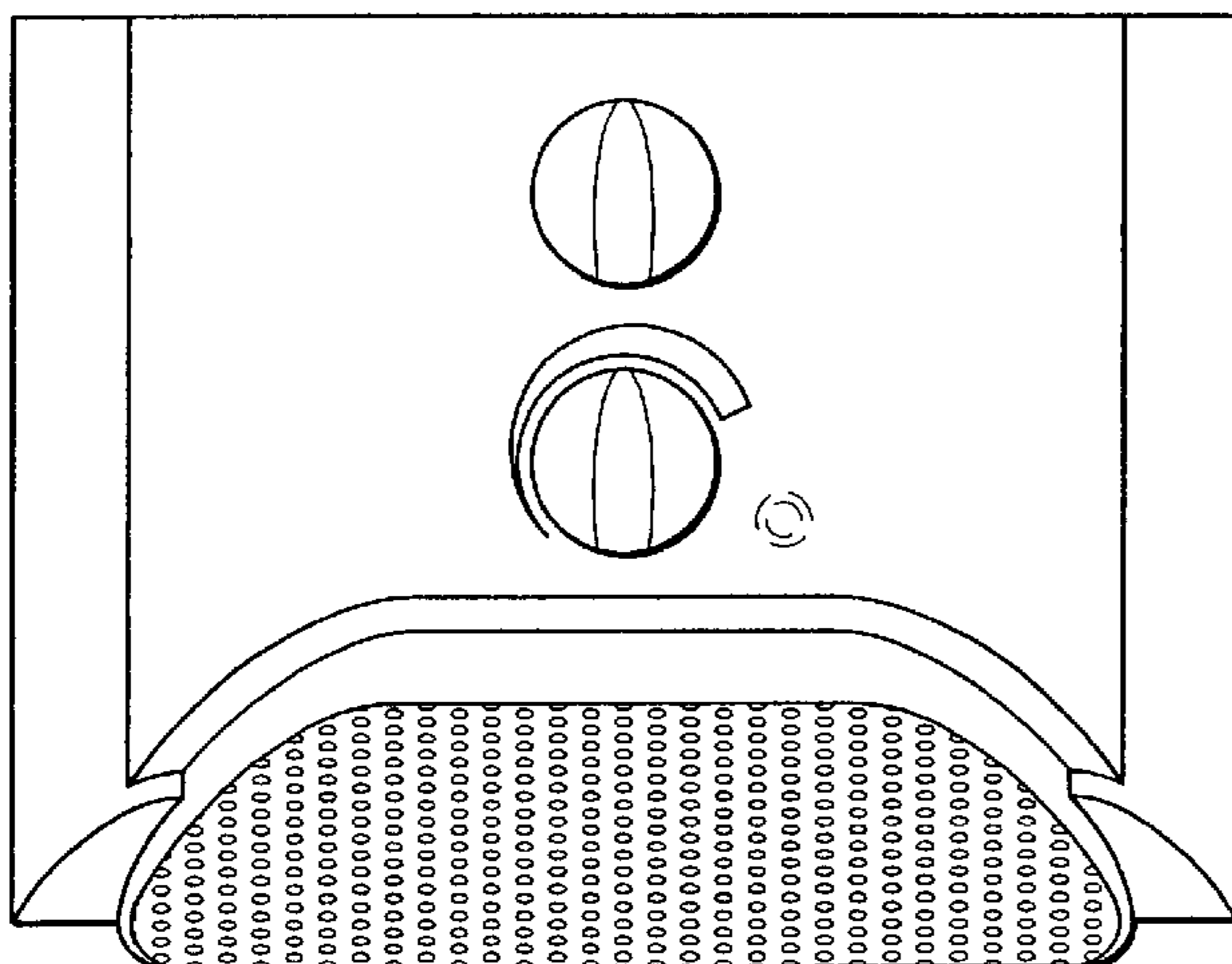




*Fig. 1*



*Fig. 2*



*Fig. 3*