

US00D505471S

(12) **United States Design Patent**  
**Caramico**

(10) **Patent No.:** **US D505,471 S**

(45) **Date of Patent:** **\*\* May 24, 2005**

(54) **MINIATURE GOLF WINDMILL**  
(75) **Inventor:** **Steven Caramico, Patchogue, NY (US)**  
(73) **Assignee:** **Dorson Sports, Inc., Ronkonkoma, NY (US)**

D308,182 S \* 5/1990 Miller ..... D11/157  
D348,501 S \* 7/1994 Wong ..... D21/790  
D414,223 S \* 9/1999 Lam ..... D21/510  
D425,596 S \* 5/2000 Valvonis ..... D21/789  
D496,735 S \* 9/2004 Hazlett, Jr. .... D25/1

(\*\*) **Term:** **14 Years**

\* cited by examiner

(21) **Appl. No.:** **29/199,070**

*Primary Examiner*—Mitchell Siegel

(22) **Filed:** **Feb. 9, 2004**

(74) *Attorney, Agent, or Firm*—Furgang & Adwar, LLP

(51) **LOC (7) Cl.** ..... **21-02**

(52) **U.S. Cl.** ..... **D21/789; D21/790; D21/510**

(58) **Field of Search** ..... D21/510, 789,  
D21/790; 473/158; 446/476, 477, 217,  
218; 273/402

(57) **CLAIM**

The ornamental design for a miniature golf windmill, as shown and described herein.

**DESCRIPTION**

FIG. 1 is perspective view of the windmill constructed in accordance with my invention; and FIG. 2 is a front view of the windmill of FIG. 1; and FIG. 3 is a right side view of the windmill of FIG. 1; and FIG. 4 is a top view of the windmill of FIG. 1; and FIG. 5 is a left side view of the windmill of FIG. 1; and FIG. 6 is a rear view of the windmill of FIG. 1; and, FIG. 7 is a bottom view of the windmill of FIG. 1.

(56) **References Cited**

**U.S. PATENT DOCUMENTS**

D83,529 S \* 3/1931 Fazekas ..... D21/385  
D191,915 S \* 12/1961 Dunbar ..... D21/409  
3,912,275 A \* 10/1975 Hagelberg ..... 473/158  
4,286,779 A \* 9/1981 Collins ..... 273/402

**1 Claim, 7 Drawing Sheets**





FIG.1



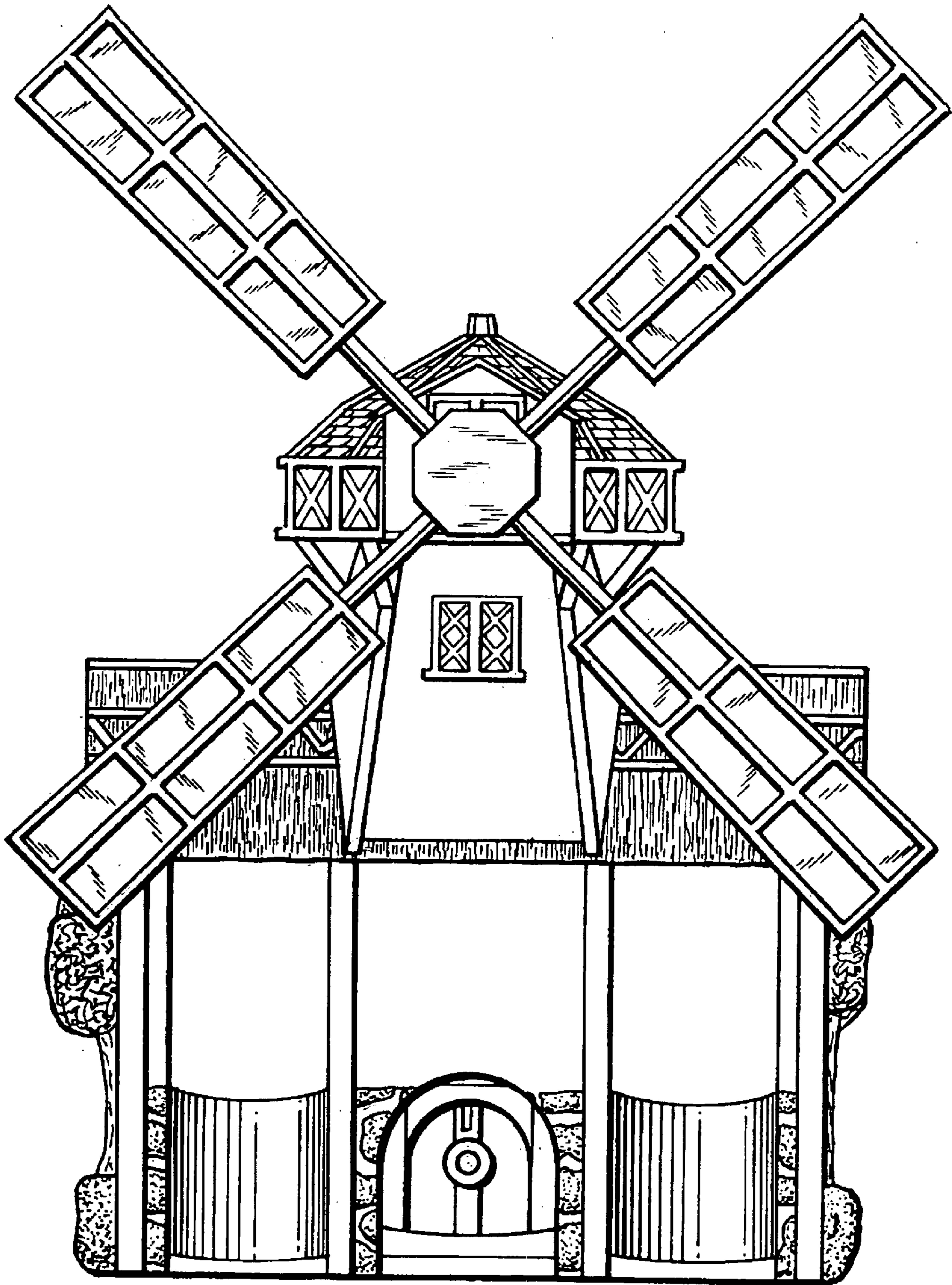


FIG.2

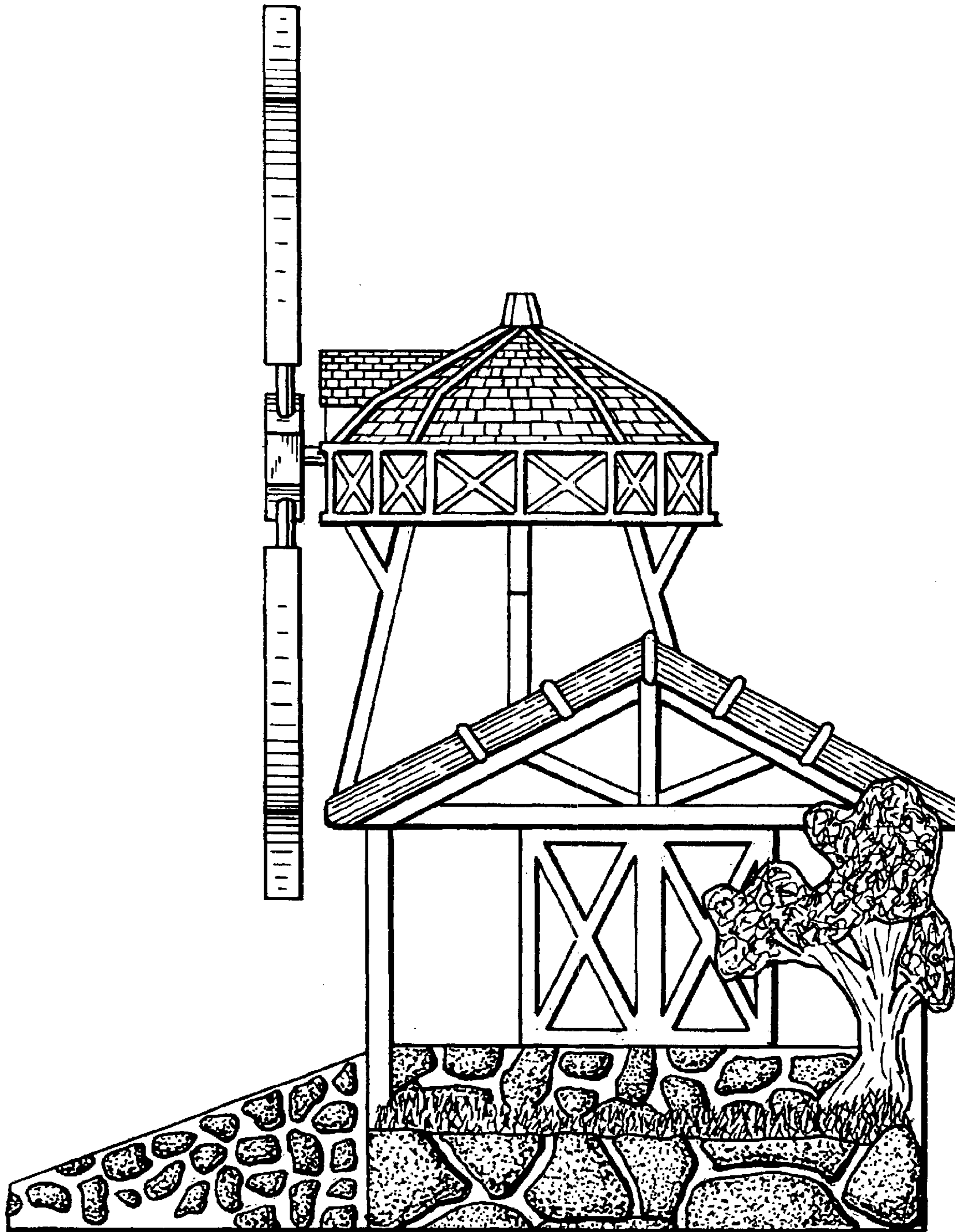


FIG. 3

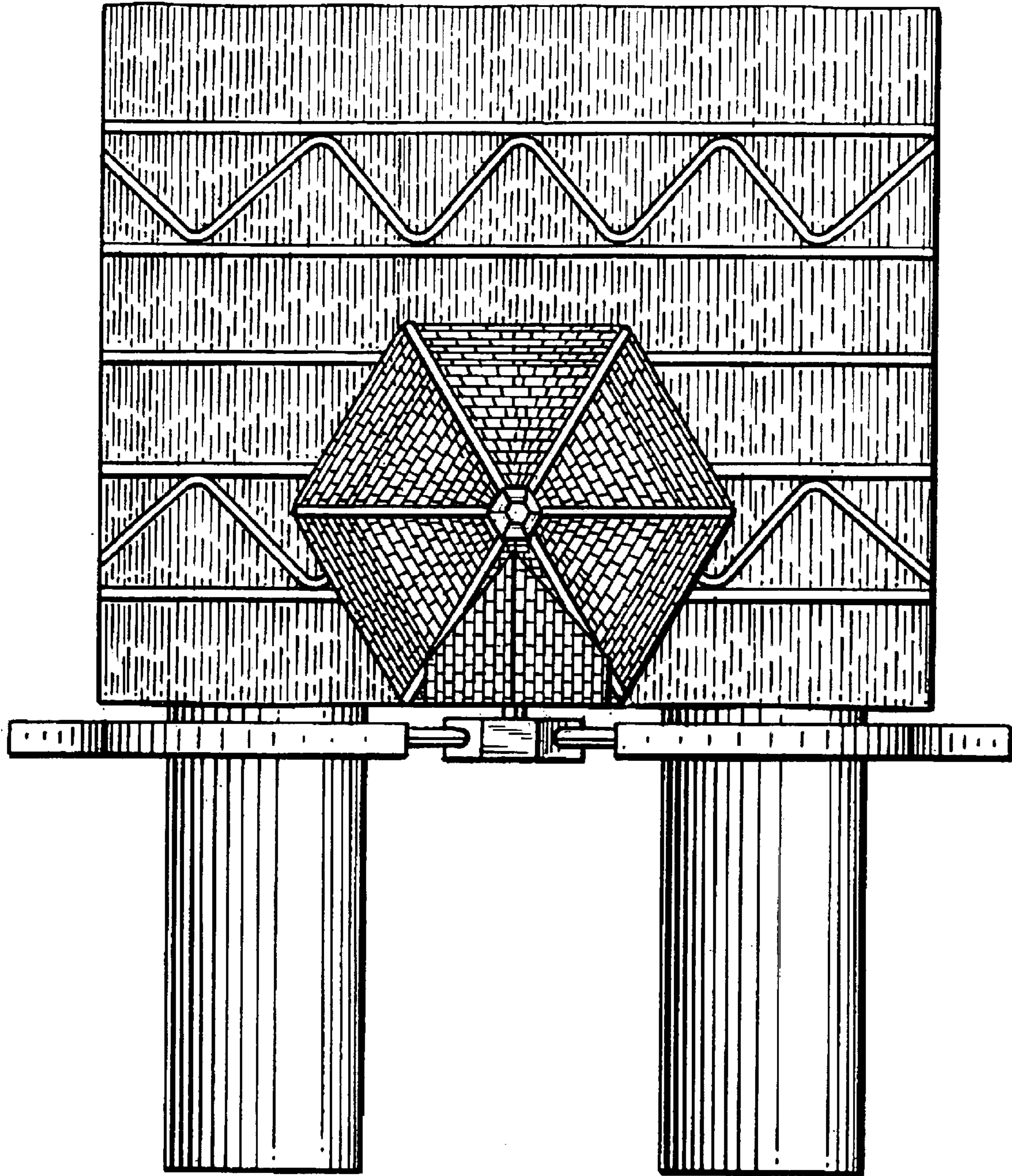


FIG.4




FIG.5

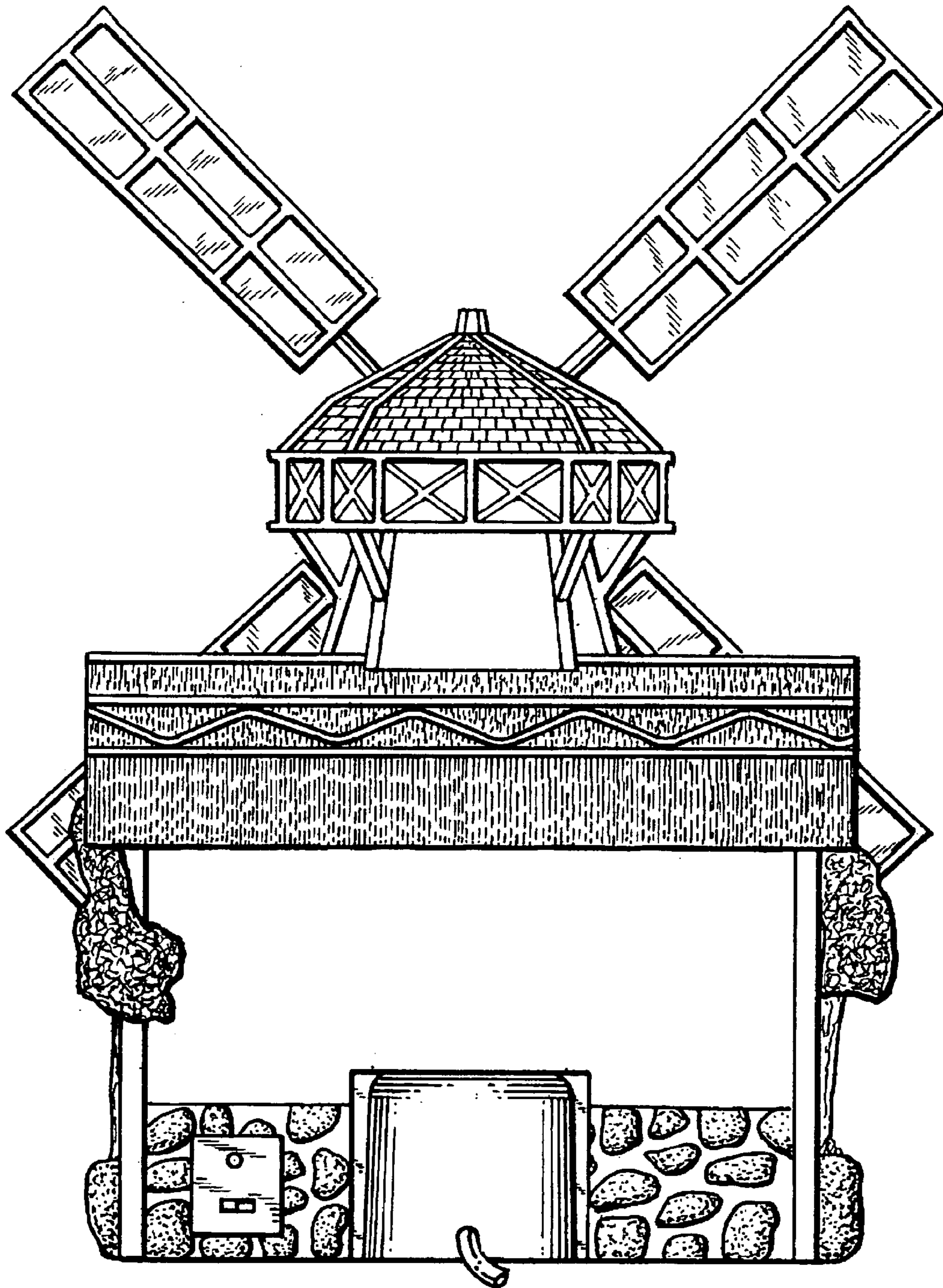


FIG.6

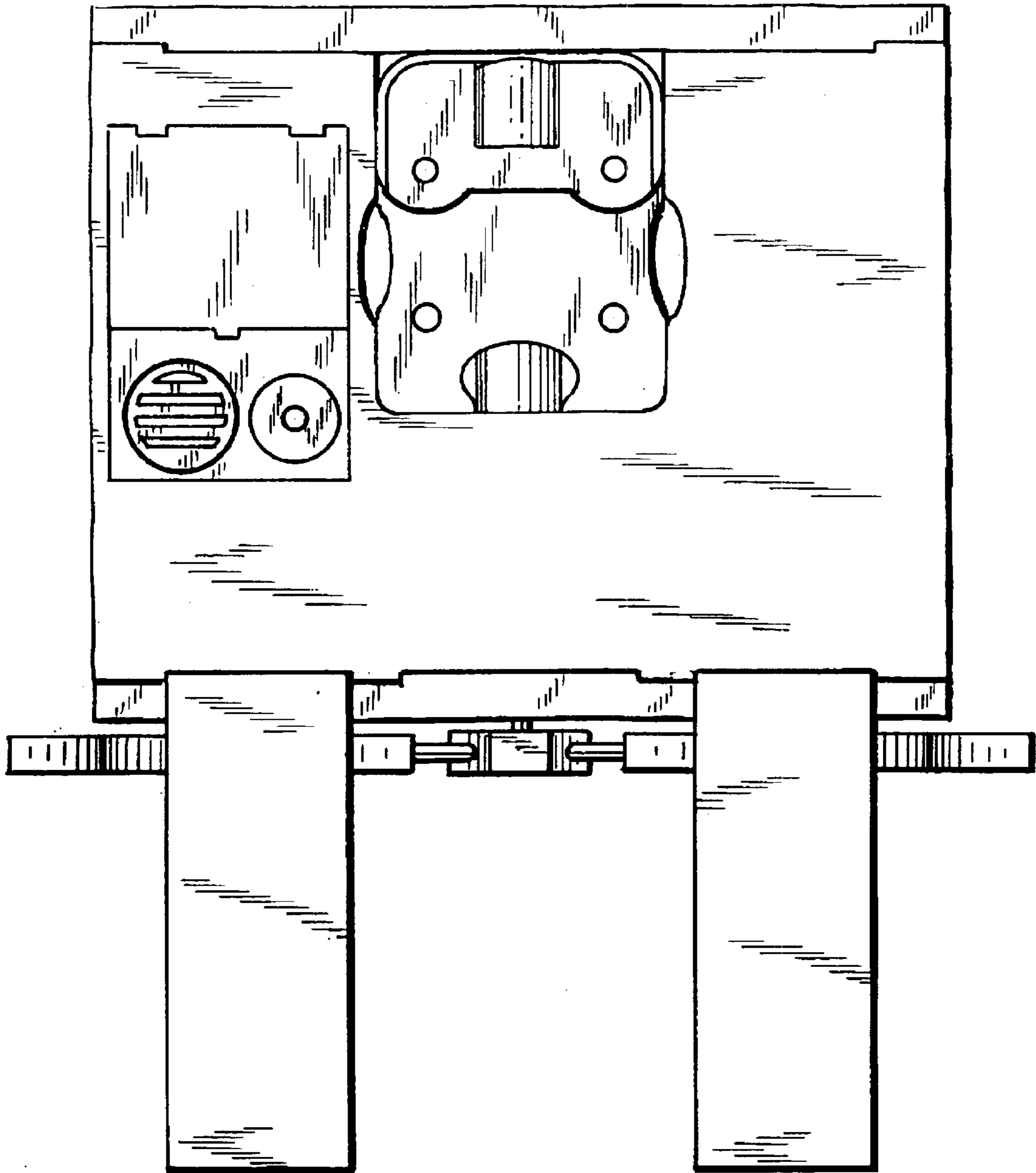


FIG. 7