



US00D505463S

(12) **United States Design Patent**  
**Horkan et al.**

(10) **Patent No.:** **US D505,463 S**

(45) **Date of Patent:** **\*\* May 24, 2005**

(54) **QUARTERBACK TRAINING FOOTBALL**

(76) Inventors: **Noel Horkan**, 1037 Washington Green,  
New Windsor, NY (US) 12553; **Paul  
Miles**, 7330 Stevens Rd., Lincoln, NE  
(US) 68516

(\*\*) **Term:** **14 Years**

(21) **Appl. No.:** **29/215,037**

(22) **Filed:** **Oct. 13, 2004**

(51) **LOC (7) Cl.** ..... **21-02**

(52) **U.S. Cl.** ..... **D21/712**

(58) **Field of Search** ..... D21/707-714,  
D21/788; 473/422, 438, 569-577, 593-614;  
40/327

(56) **References Cited**

**U.S. PATENT DOCUMENTS**

2,011,760	A	*	8/1935	Gallinant	.....	473/596
3,370,851	A	*	2/1968	Murray	.....	473/438
3,425,693	A	*	2/1969	Murray	.....	473/438
3,858,876	A	*	1/1975	Williams	.....	473/450
5,316,294	A	*	5/1994	Turangan	.....	473/573
5,451,046	A	*	9/1995	Batton	.....	473/470
D375,129	S	*	10/1996	Daicos	.....	D21/712
5,570,882	A	*	11/1996	Horkan	.....	473/438
D382,611	S	*	8/1997	Lai	.....	D21/713

D401,293	S	*	11/1998	Alarid, Jr.	.....	D21/712
5,941,785	A	*	8/1999	Bartels	.....	473/597
D497,655	S	*	10/2004	Frisina	.....	D21/712
2003/0045382	A1	*	3/2003	Murphy et al.	.....	473/596

**OTHER PUBLICATIONS**

GLS Greg Larson Sports 2002 Full Line Catalog, p. 410:  
Barbarian Practice & Game Balls on upper right.\*

\* cited by examiner

*Primary Examiner*—Catherine Tuttle

(74) *Attorney, Agent, or Firm*—Dale J. Ream

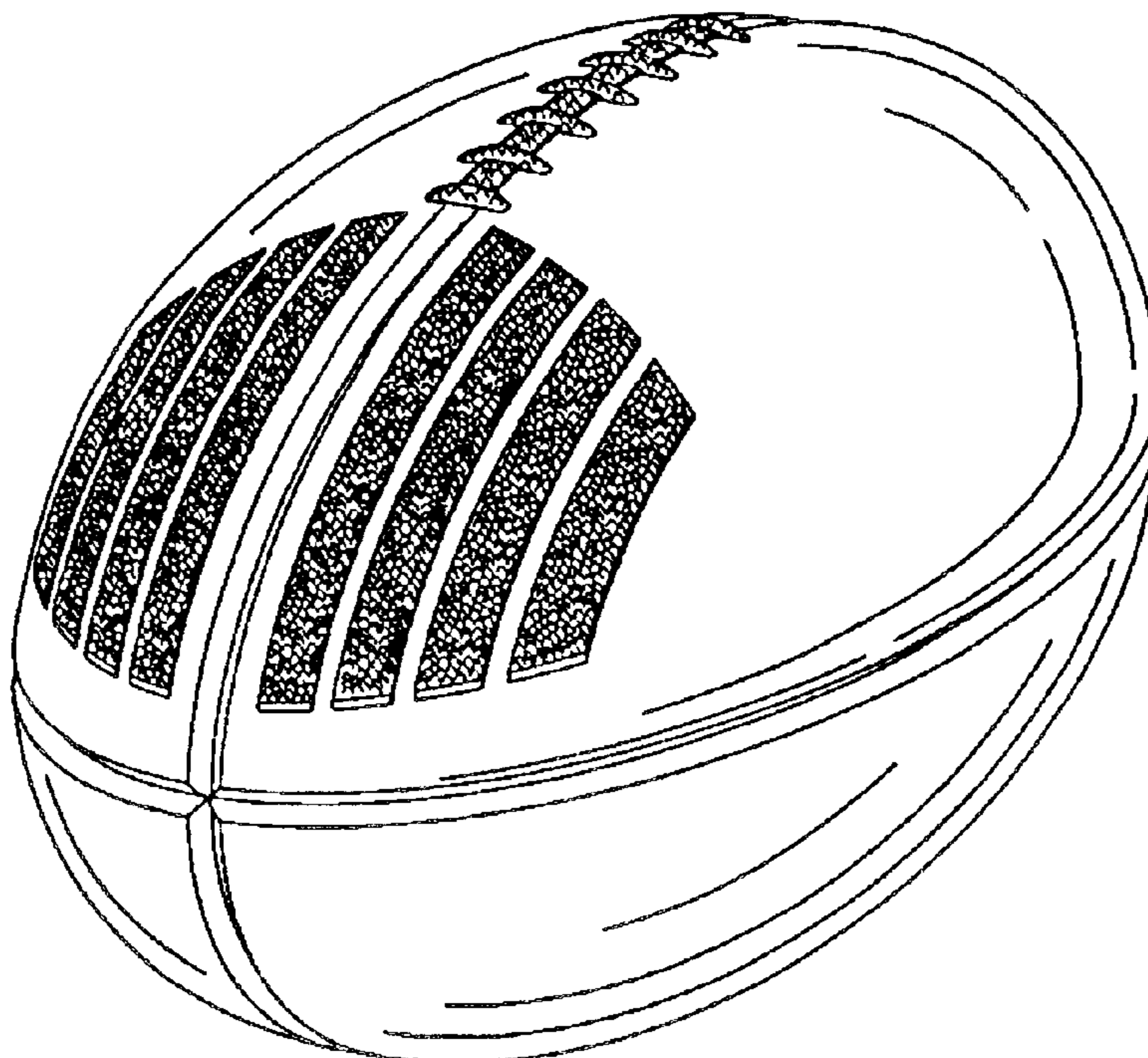
(57) **CLAIM**

The ornamental design for a quarterback training football, as shown and described.

**DESCRIPTION**

FIG. 1 is a perspective view of a quarterback training football showing our new design;  
FIG. 2 is a left side view thereof;  
FIG. 3 is a right side view thereof;  
FIG. 4 is a front view thereof;  
FIG. 5 is a back view thereof;  
FIG. 6 is a top view thereof; and,  
FIG. 7 is a bottom view thereof.

**1 Claim, 4 Drawing Sheets**



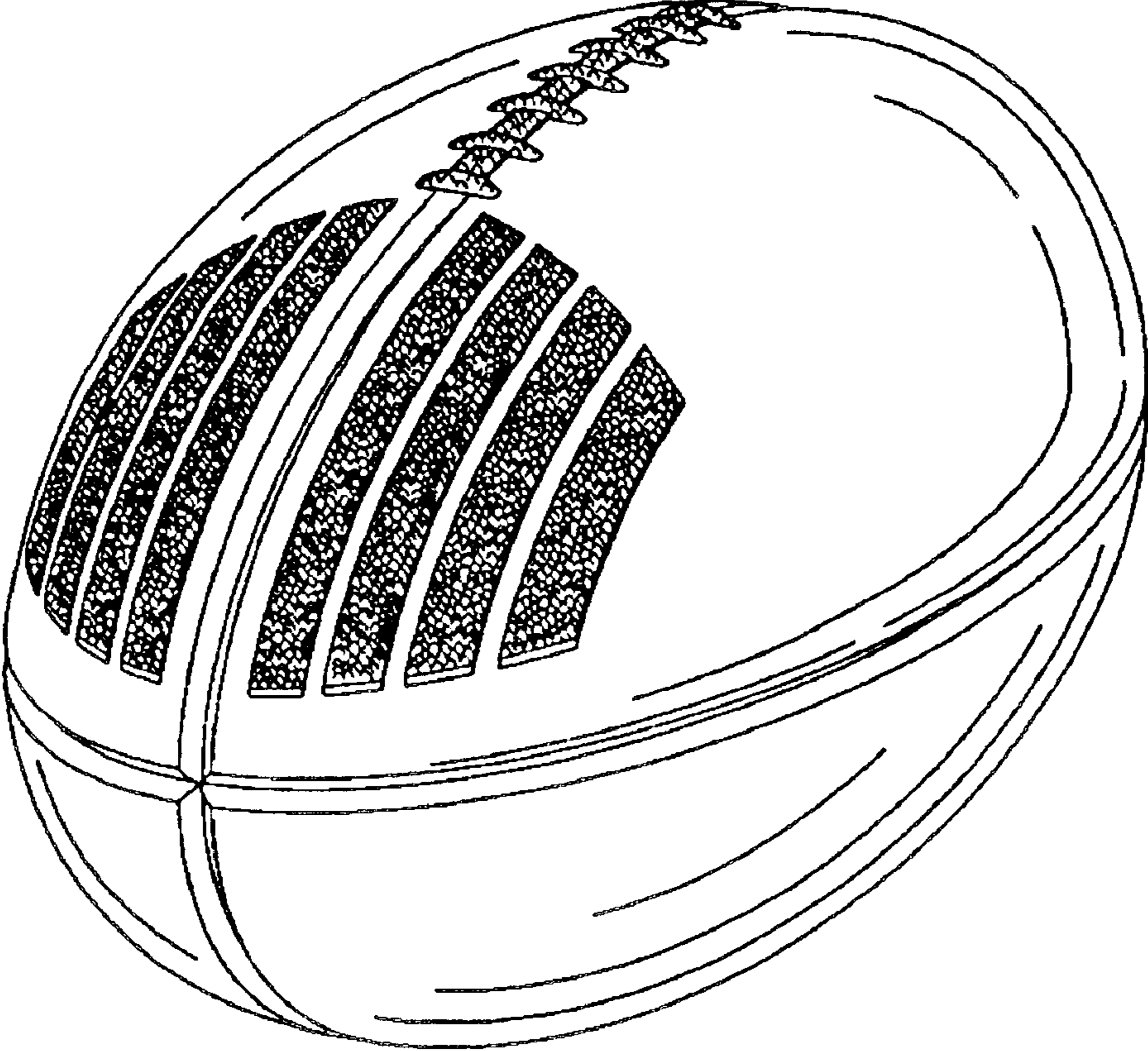


FIG. 1




FIG. 2




FIG. 3




FIG. 4

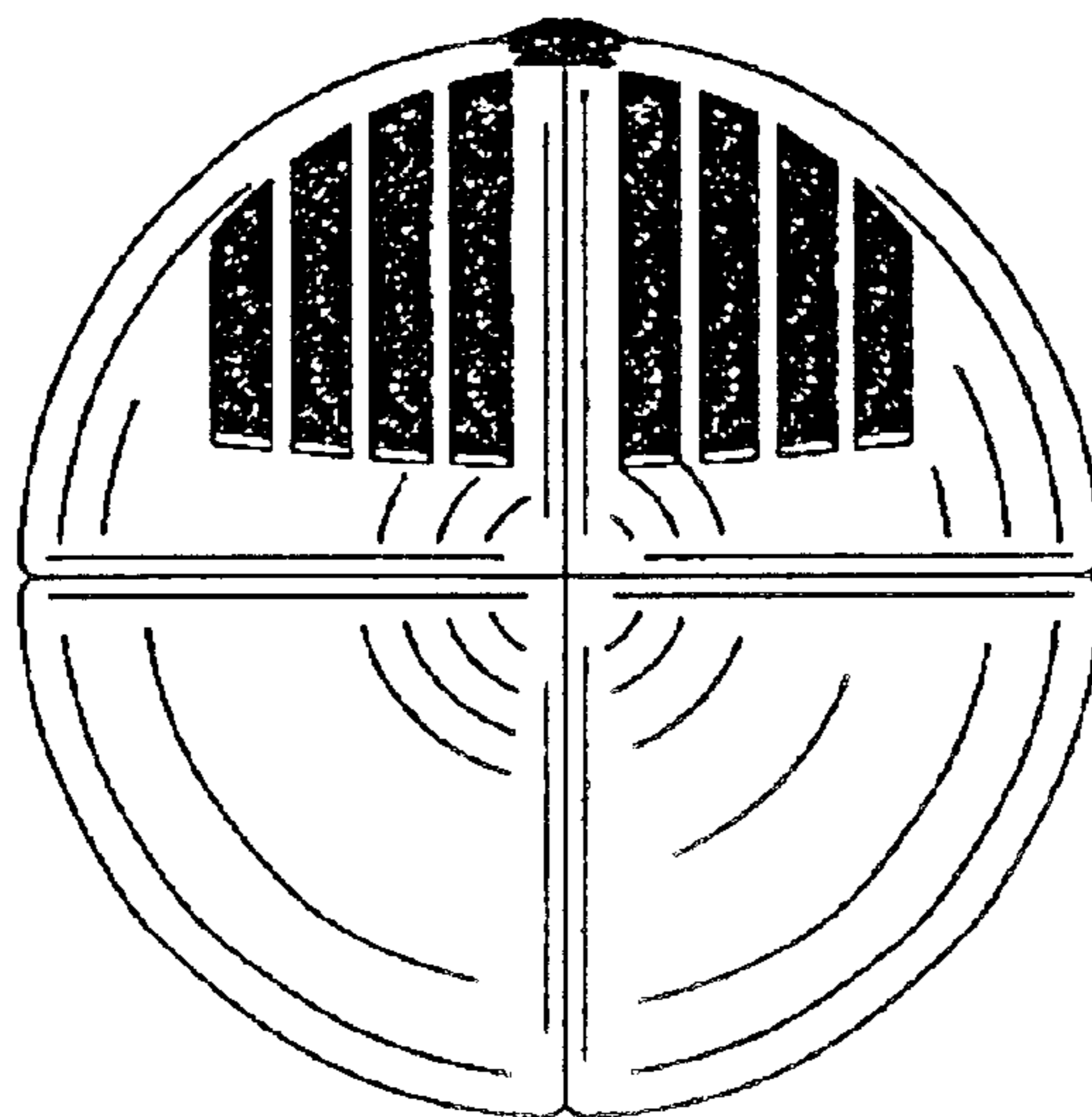


FIG. 5

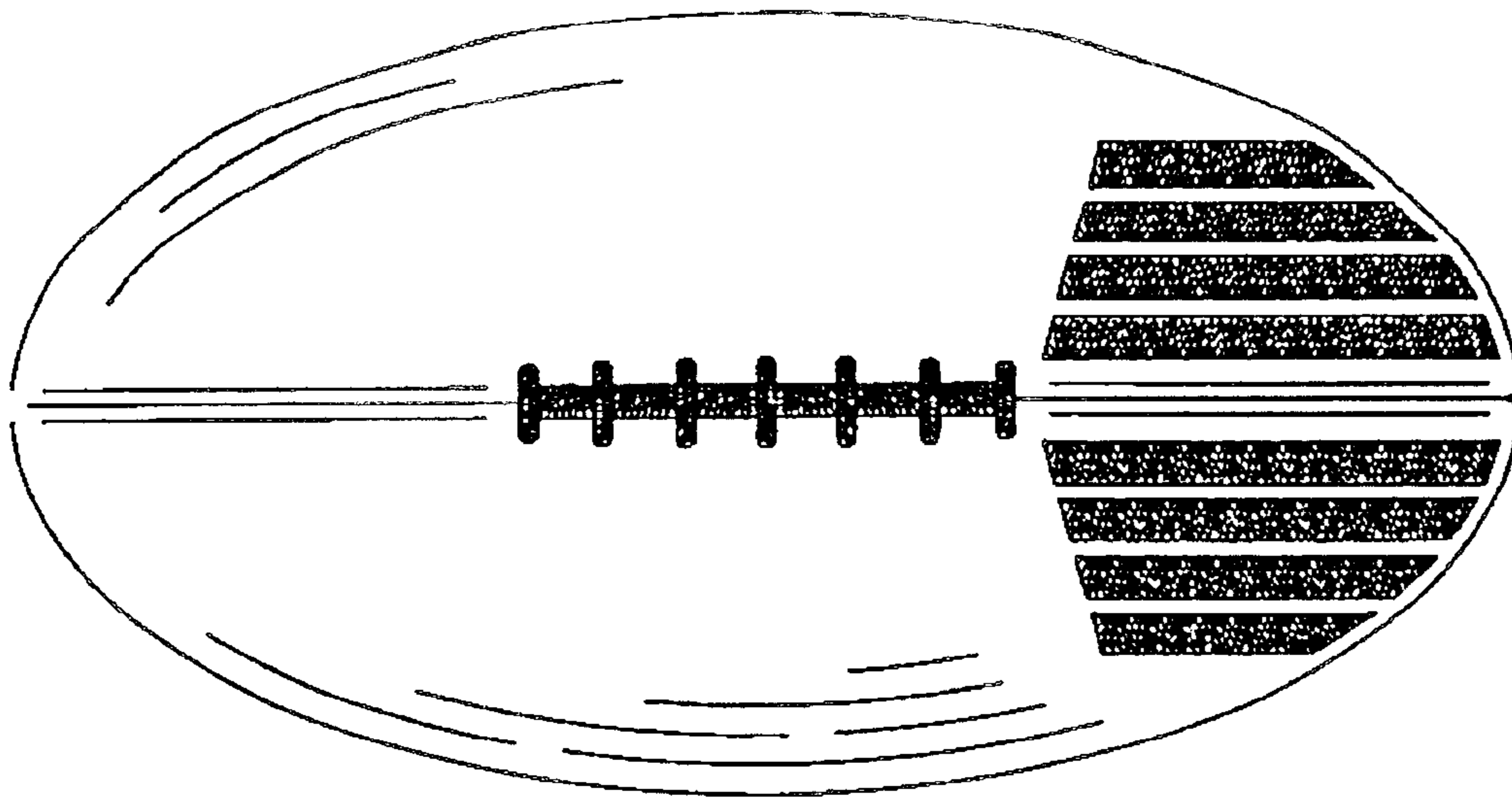


FIG. 6

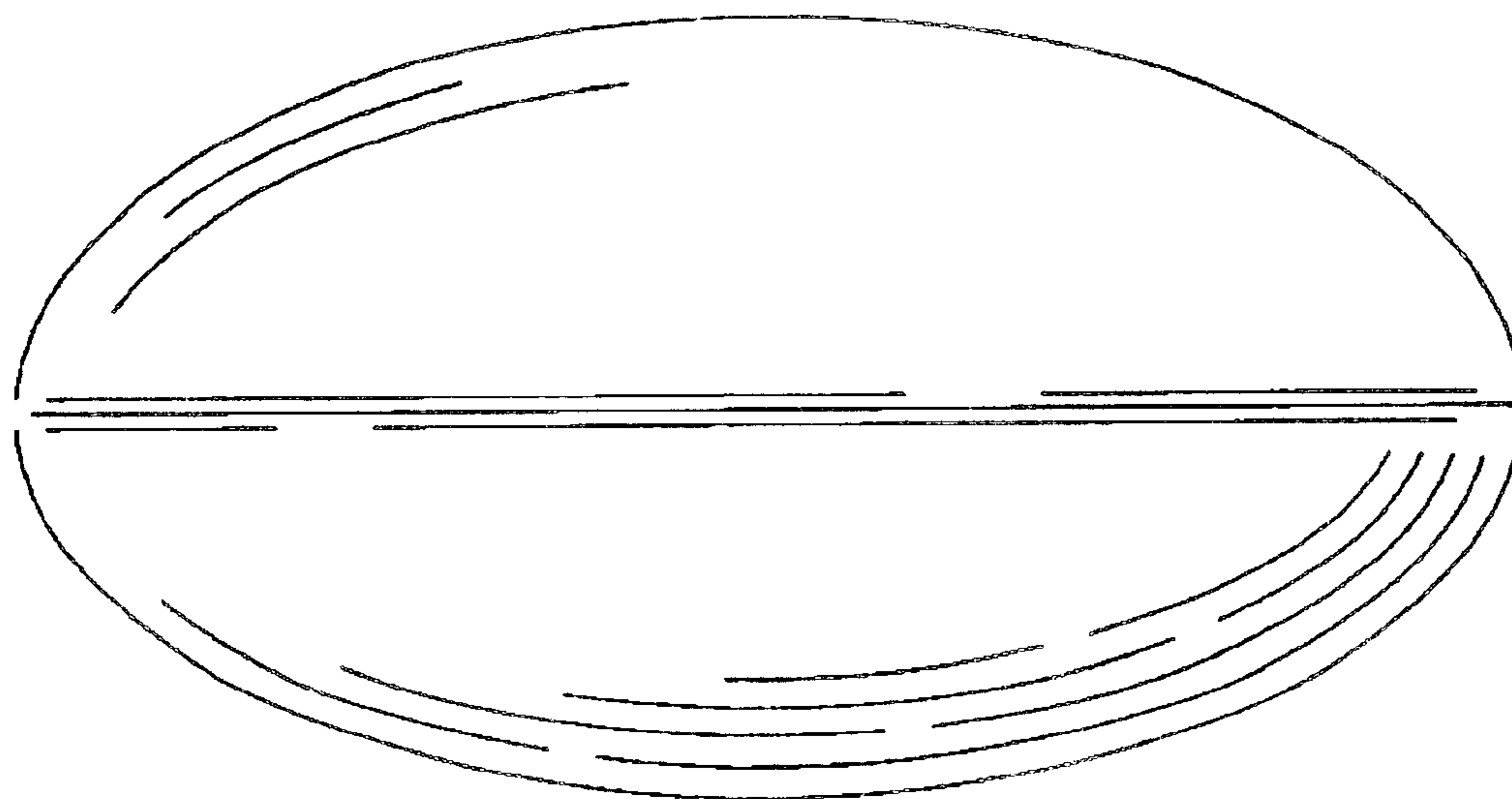


FIG. 7