



US00D505456S

(12) **United States Design Patent**
Green

(10) **Patent No.:** **US D505,456 S**

(45) **Date of Patent:** **** May 24, 2005**

(54) **CORRUGATED PLASTIC STANDING SIGN**

(75) **Inventor:** **Carl Donald Green**, Vancouver, WA (US)

(73) **Assignee:** **Carl D. Green**, Vancouver, WA (US)

(**) **Term:** **14 Years**

(21) **Appl. No.:** **29/207,917**

(22) **Filed:** **Jun. 22, 2004**

(51) **LOC (7) Cl.** **20-02**

(52) **U.S. Cl.** **D20/40**

(58) **Field of Search** D20/10, 13, 16, D20/17, 39-43, 99; D9/432-433, 456; 40/559, 584, 607.01, 607.03, 607.05, 607.08, 607.09, 124.09, 124.19; 229/198.2; 283/56; 428/136-137

(56) **References Cited**

U.S. PATENT DOCUMENTS

2,236,888	A	*	4/1941	Bishop	40/611.01
2,449,911	A	*	9/1948	Roth	40/539
3,341,162	A	*	9/1967	Hyman	248/174
D268,010	S	*	2/1983	O'Brien	D9/457
4,520,584	A	*	6/1985	Howard	40/610
D284,875	S	*	7/1986	Howard	D20/10
5,031,683	A	*	7/1991	Marvy et al.	160/351
D392,686	S	*	3/1998	Sarkisian et al.	D20/41

D426,580	S	*	6/2000	Gall	D20/13
D445,837	S	*	7/2001	Waterhouse	D20/40
D450,776	S	*	11/2001	Albrecht	D20/10

* cited by examiner

Primary Examiner—Robert M. Spear

(57) **CLAIM**

The ornamental design for a corrugated plastic standing sign, as shown and described.

DESCRIPTION

FIG. 1 is a perspective view of a corrugated plastic standing sign, showing my new design;
 FIG. 2 is a front elevational view thereof;
 FIG. 3 is a side elevational view thereof;
 FIG. 4 is a front elevational view of the sign face, shown removed from the sign for clarity of disclosure;
 FIG. 5 is a side elevational view of one foot of the sign, shown removed from the sign for clarity of disclosure;
 FIG. 6 is an elevational view of a leg tube, shown removed from the sign for clarity of disclosure; and,
 FIG. 7 is a fragmentary front elevational view of the lower left corner of the sign face, shown removed from the sign for clarity of disclosure.
 The broken lines in FIG. 7 represent the cut lines of the fragmentary view and form no part of the claimed design.

1 Claim, 7 Drawing Sheets

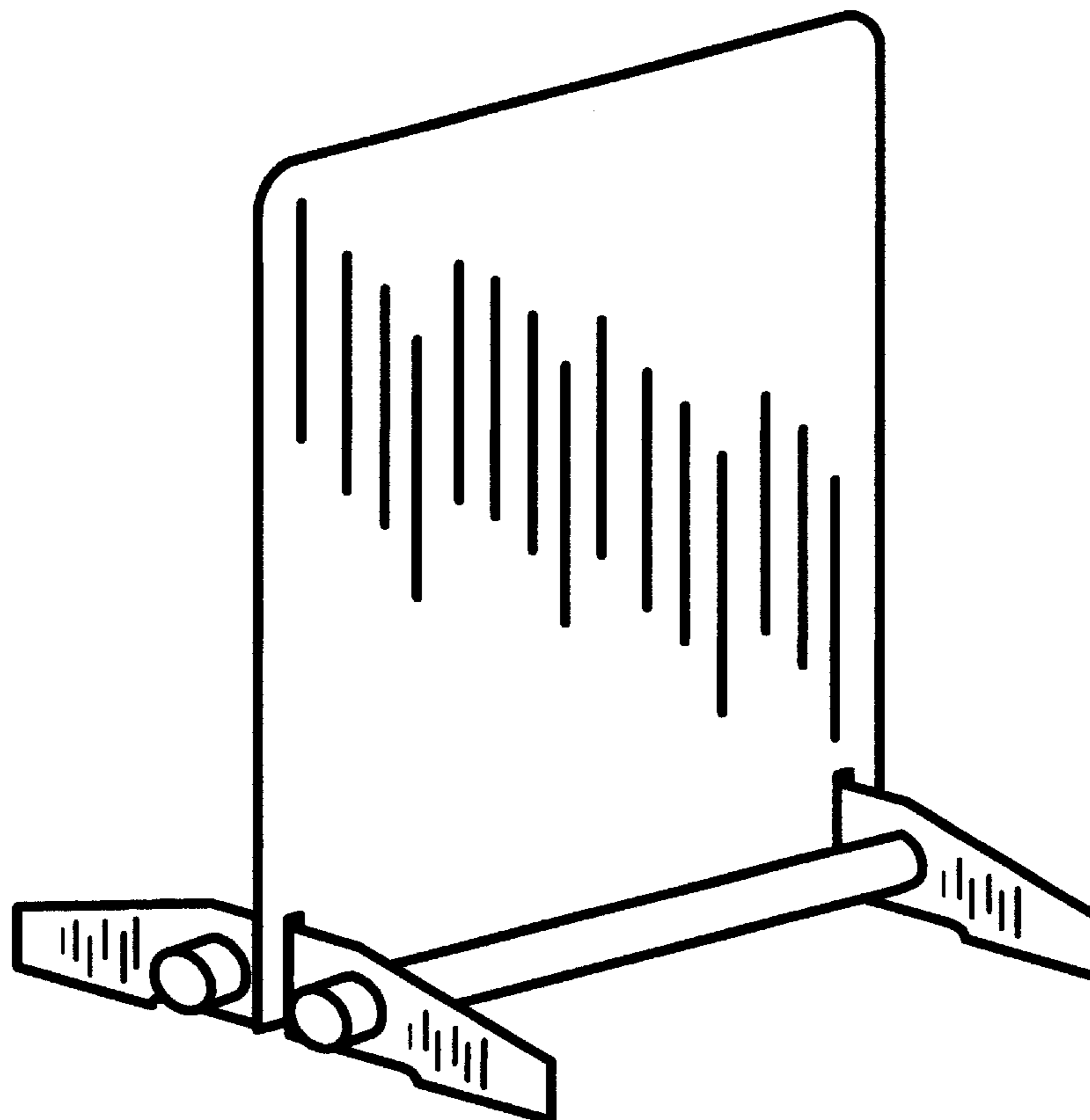


FIG. 1

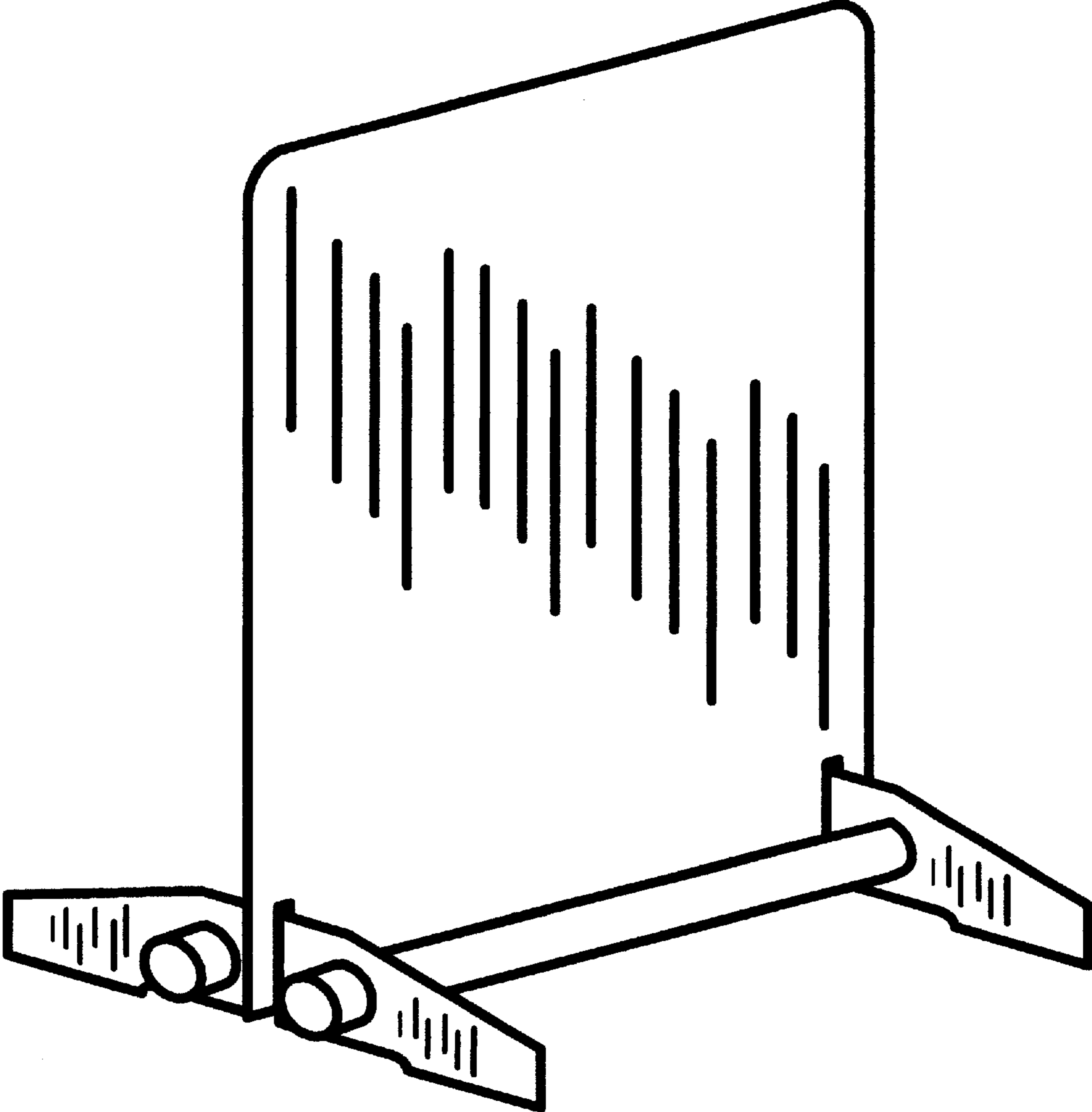


FIG. 2

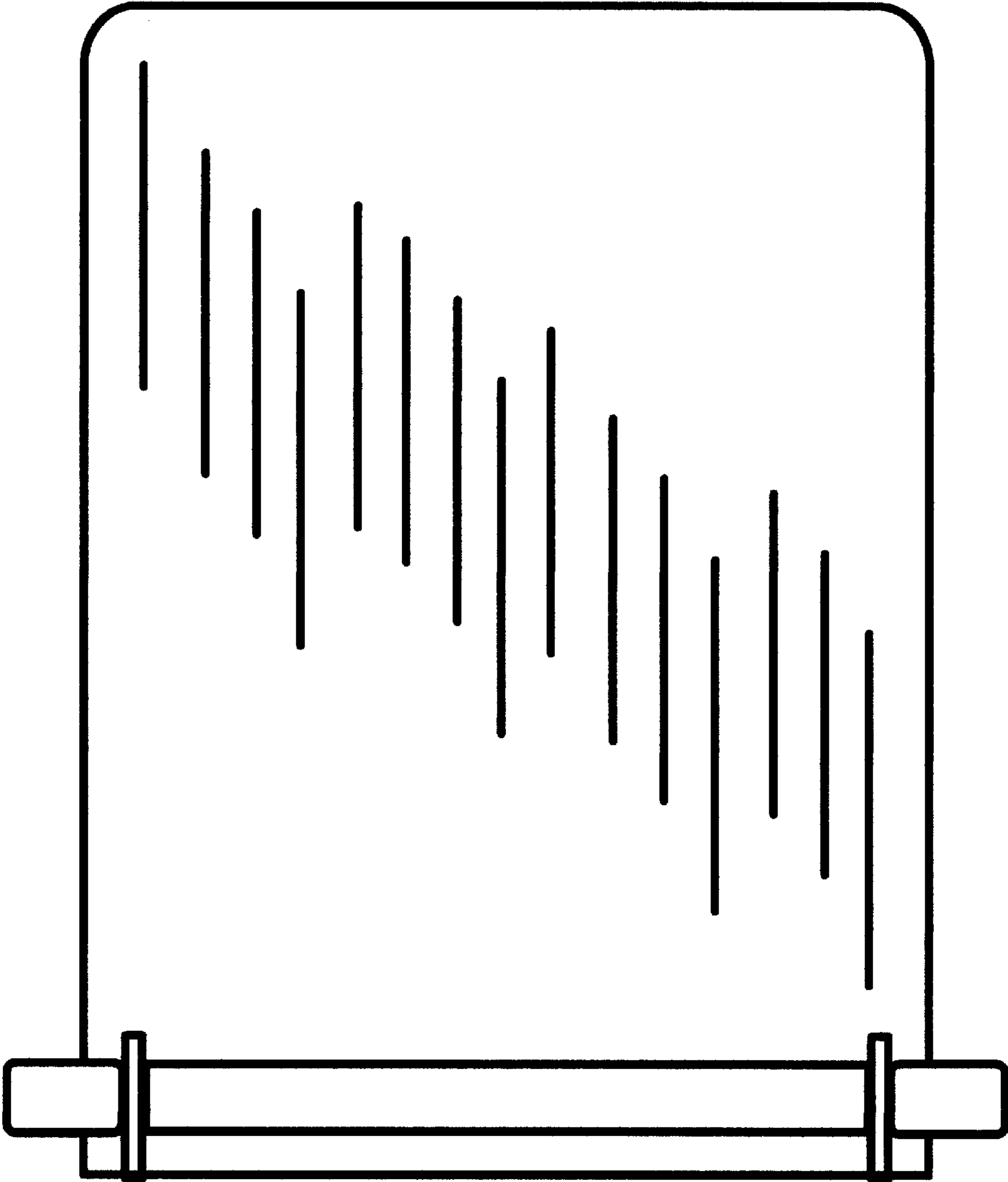


FIG. 3

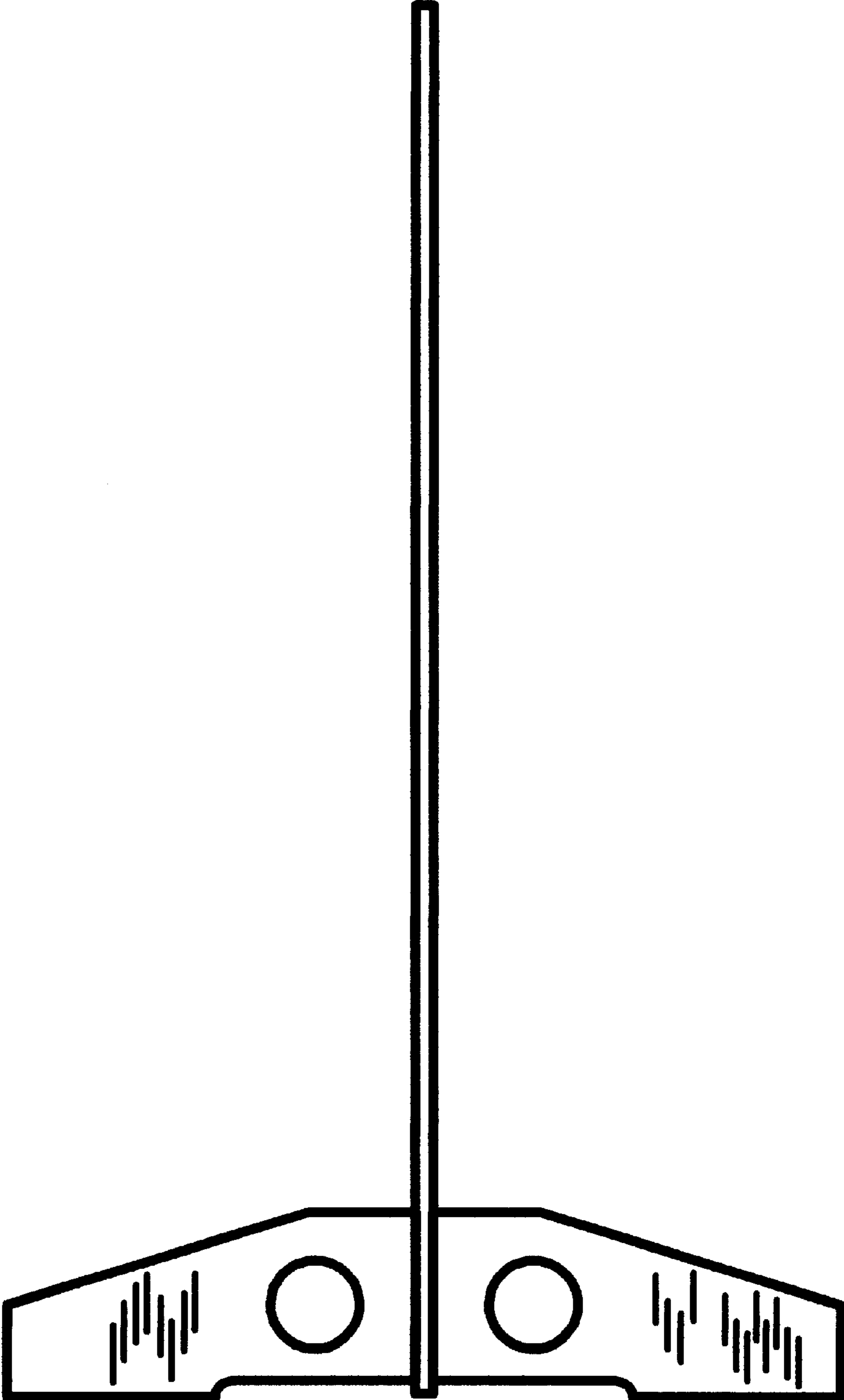


FIG. 4

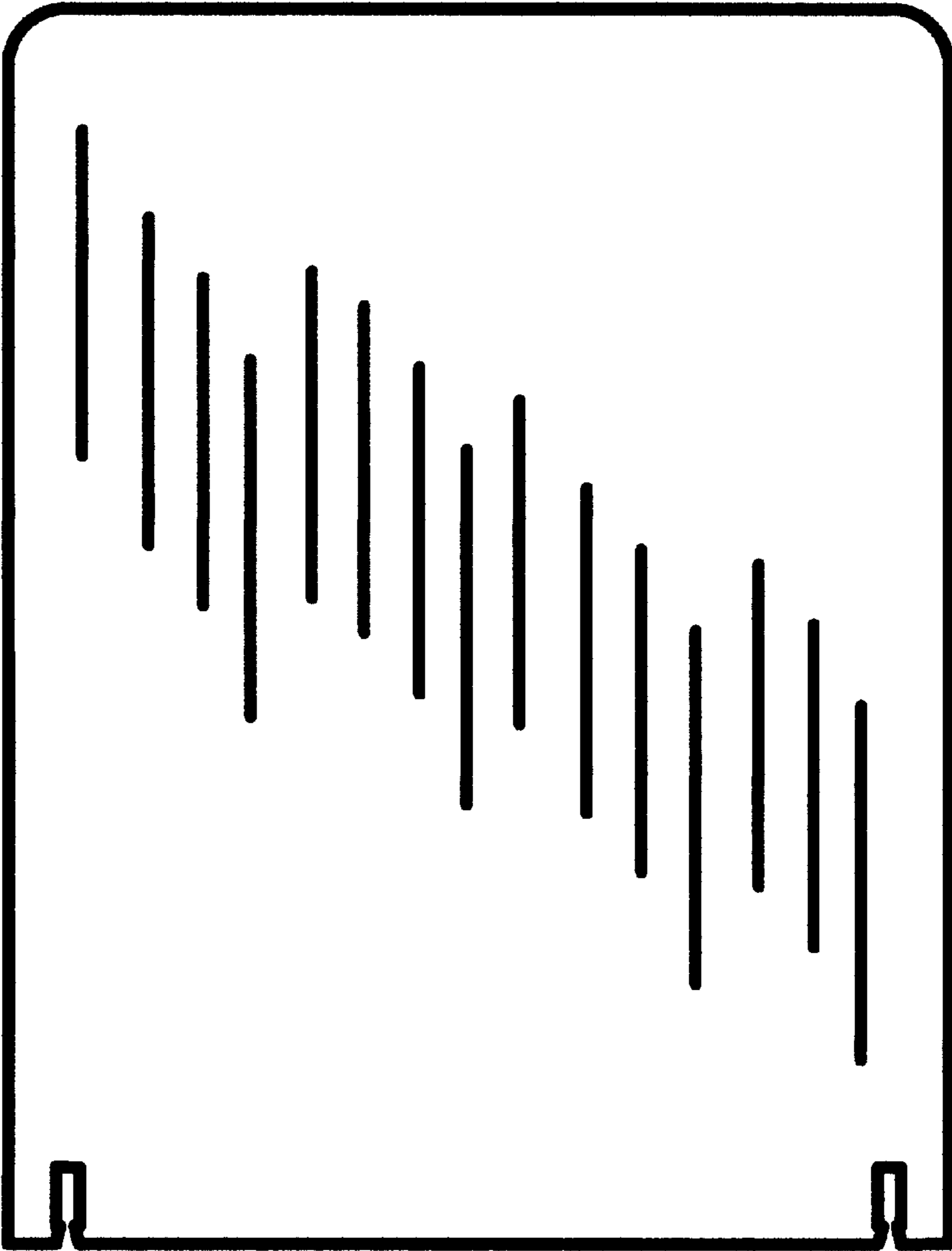


FIG. 5

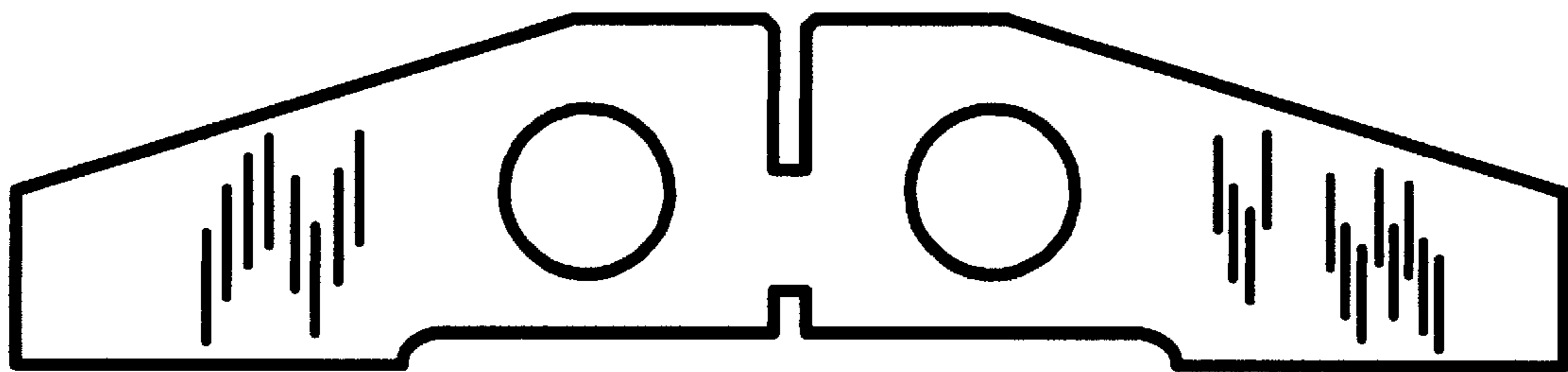


FIG. 6



FIG. 7

