

US00D505450S

(12) **United States Design Patent**
Lauer et al.

(10) **Patent No.:** **US D505,450 S**
(45) **Date of Patent:** **** May 24, 2005**

(54) **CREDIT OR STORED VALUE CARD WITH WOOD LAYER**

(75) Inventors: **Amy L. Lauer**, Hopkins, MN (US);
John D. Mayhew, St. Paul, MN (US)

(73) Assignee: **Target Brands, Inc.**, Minneapolis, MN (US)

(**) Term: **14 Years**

(21) Appl. No.: **29/186,774**

(22) Filed: **Jul. 22, 2003**

(51) **LOC (7) Cl.** **19-08**

(52) **U.S. Cl.** **D19/9**

(58) **Field of Search** D14/436, 437,
D14/438; D19/1, 2, 10, 11; D20/22, 27,
40; 40/625, 626; 235/380, 382, 449, 488,
492, 493; 283/106, 107, 108, 109, 904

(56) **References Cited**

U.S. PATENT DOCUMENTS

3,732,640	A	5/1973	Changnon	
D263,724	S	* 4/1982	Laughlin	D19/92
D302,177	S	* 7/1989	Evenson	D19/92
D359,029	S	* 6/1995	Bolles	D14/355
D387,304	S	* 12/1997	Alcala	D11/157
5,953,001	A	* 9/1999	Challener et al.	345/179
D436,991	S	1/2001	Morgante	
6,186,398	B1	* 2/2001	Kato et al.	235/449
6,217,405	B1	4/2001	Burrows	
D457,556	S	5/2002	Hochschild	

6,419,543	B1	7/2002	Burrows	
D466,437	S	* 12/2002	Lai	D11/131
6,522,549	B2	* 2/2003	Kano et al.	361/737
6,547,626	B1	4/2003	Burrows	
6,561,657	B1	5/2003	Schofield	
D491,319	S	* 6/2004	Wright et al.	D30/118
2002/0180206	A1	12/2002	Tronrud	

* cited by examiner

Primary Examiner—Joel A. Sincavage
Assistant Examiner—Elizabeth Albert

(74) *Attorney, Agent, or Firm*—Faegre & Benson LLP

(57) **CLAIM**

The ornamental design for a credit or stored value card with wood layer, as shown and described.

DESCRIPTION

FIG. 1 is a view in perspective of a credit or stored value card with wood layer.

FIG. 2 is a front plan view of the credit or stored value card with wood layer of FIG. 1.


FIG. 3 is a rear plan view of the credit or stored value card with wood layer of FIG. 1.

FIG. 4 is a top end view of the credit or stored value card with wood layer of FIG. 1; and,

FIG. 5 is a side end view of the credit or stored value card with wood layer of FIG. 1.

The broken lines showing environment in the drawings are for information purposes only and form no part of the claimed design.

1 Claim, 4 Drawing Sheets



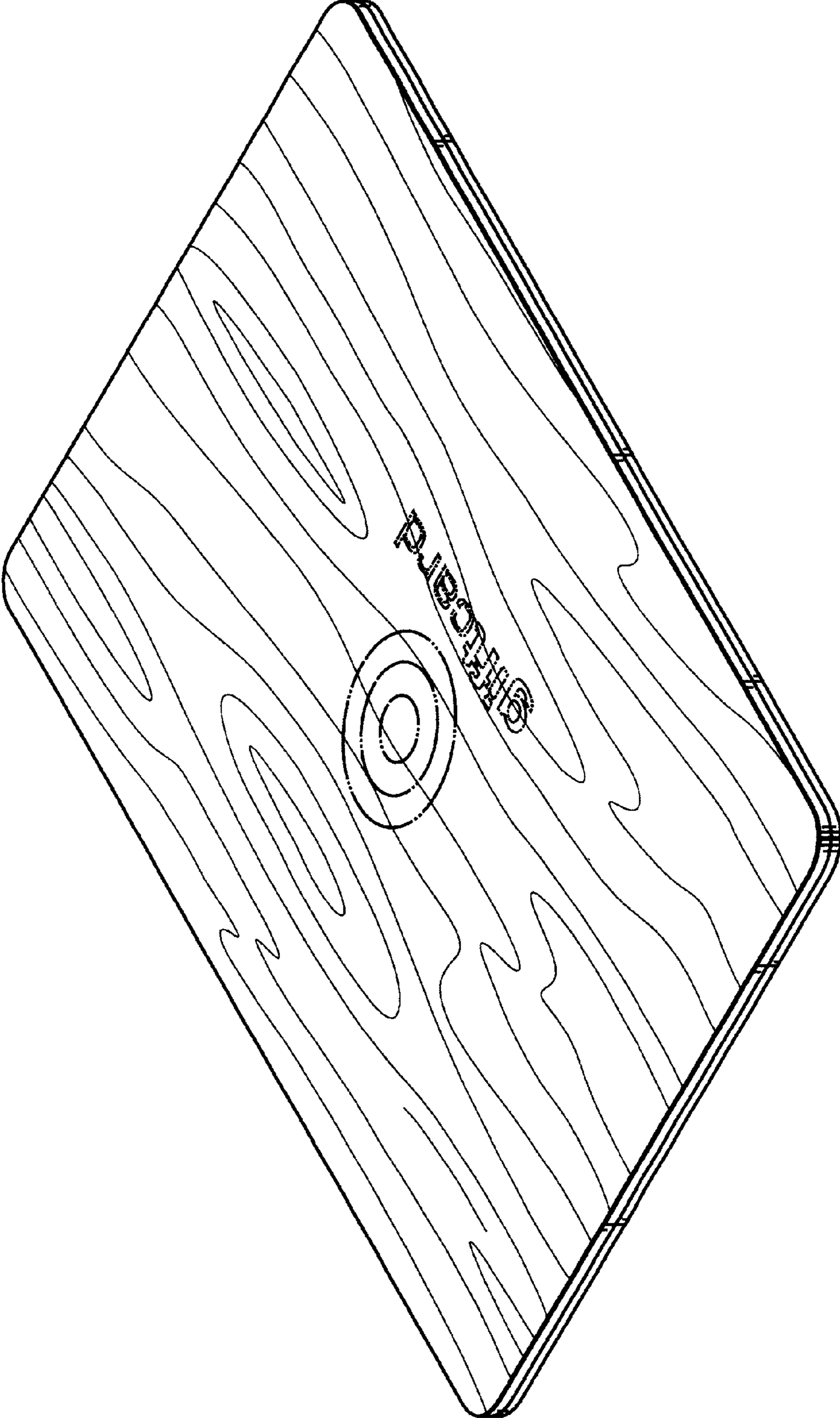


Fig. 1




Fig. 2

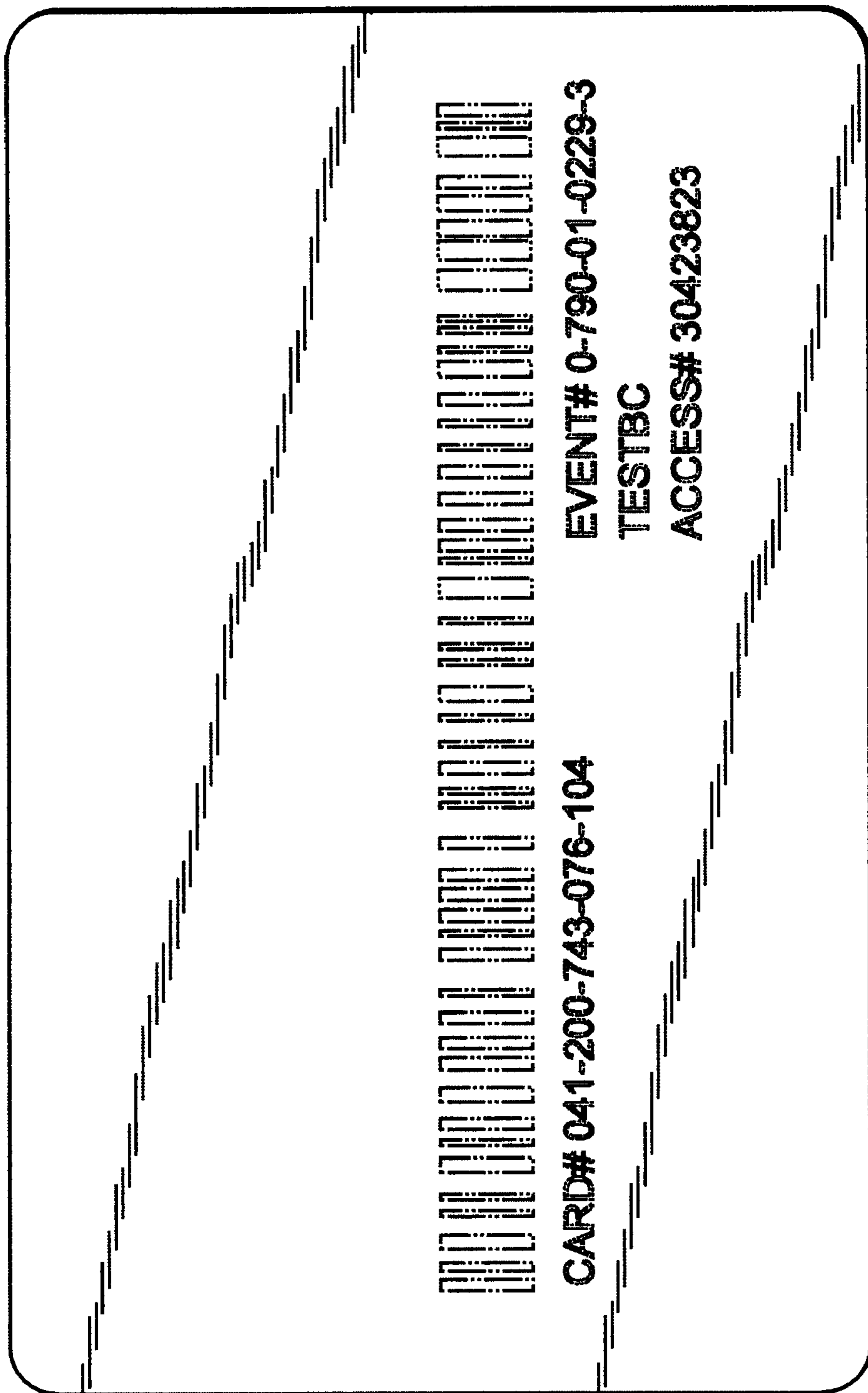


Fig. 3



Fig. 4



Fig. 5