

US00D505425S

(12) **United States Design Patent**  
**Murdell**

(10) **Patent No.:** **US D505,425 S**

(45) **Date of Patent:** **\*\* May 24, 2005**

(54) **CARTRIDGE**

D450,053 S 11/2001 Bush et al.  
D463,437 S \* 9/2002 Bush et al. .... D14/435  
D475,059 S \* 5/2003 Niitsu ..... D14/478

(75) **Inventor:** **Rachael Murdell, Cleves, OH (US)**

(73) **Assignee:** **The Procter & Gamble Company,**  
**Cincinnati, OH (US)**

(\*\*) **Term:** **14 Years**

\* cited by examiner

*Primary Examiner*—Kay H. Chin

(74) *Attorney, Agent, or Firm*—Jeffrey V. Bamber; Brent  
M. Peebles

(21) **Appl. No.:** **29/182,664**

(57) **CLAIM**

(22) **Filed:** **May 29, 2003**

The ornamental design for a cartridge, as shown and  
described.

(51) **LOC (7) Cl.** ..... **14-02**

**DESCRIPTION**

(52) **U.S. Cl.** ..... **D14/435; D14/478**

(58) **Field of Search** ..... D14/432-438,  
D14/478, 483; D21/332, 333; 360/60, 129,  
132, 133, 135, 97.01-99.12; 206/307, 308.1,  
308.2, 312, 472; 369/291, 273, 772

FIG. 1 is a perspective view of a cartridge, embodying my  
new design;

FIG. 2 is a top view thereof;

FIG. 3 is a bottom view thereof;

FIG. 4 is a side elevational view thereof;

FIG. 5 is a rear view thereof; and,

FIG. 6 is a front view thereof.

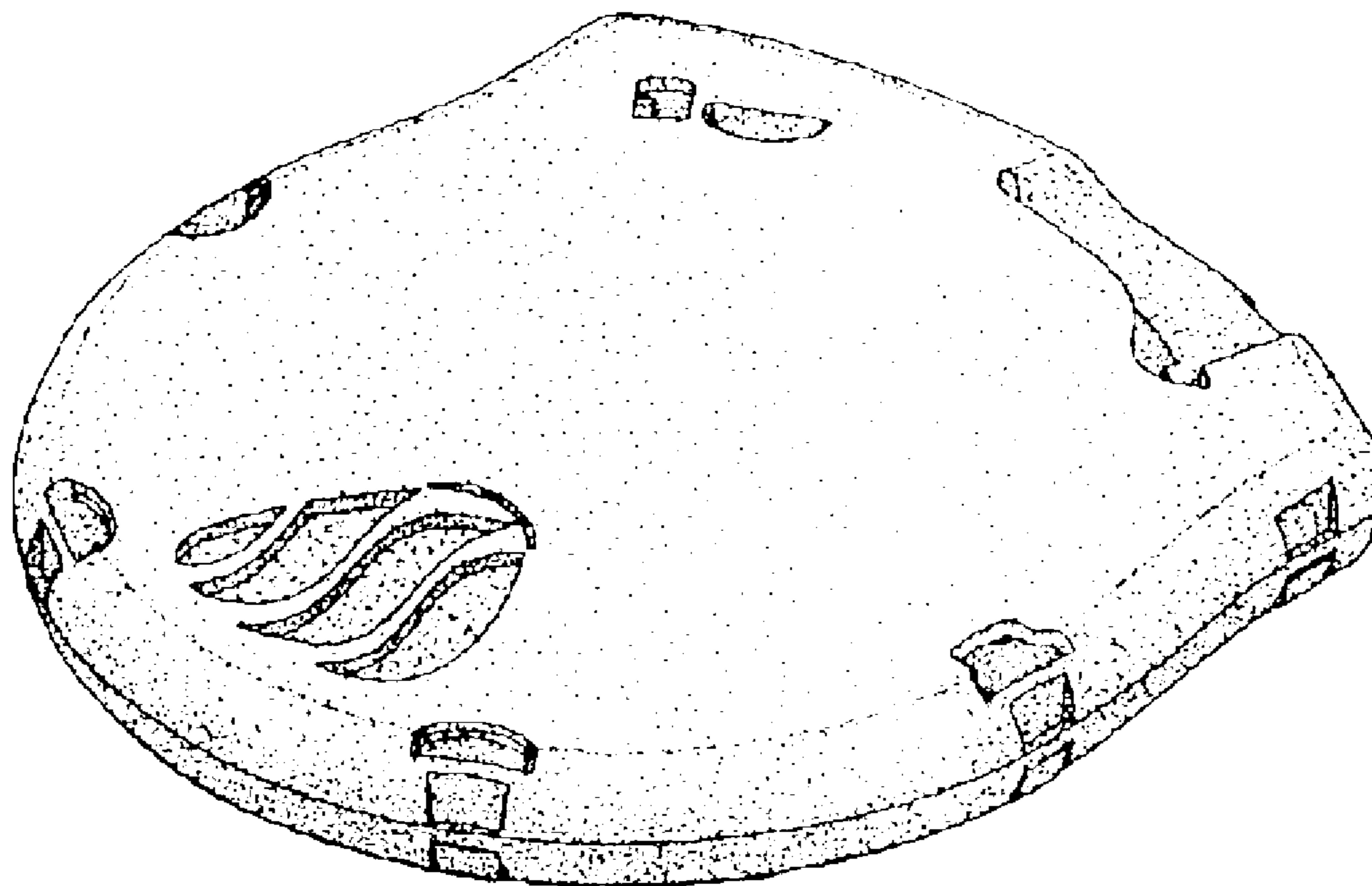
Any broken lines shown in the drawings are for illustrative  
purposes only and form no part of the claimed design.

(56) **References Cited**

**U.S. PATENT DOCUMENTS**

D412,165 S \* 7/1999 Niitsu ..... D14/435  
D424,048 S 5/2000 Iftikar et al.  
D426,241 S \* 6/2000 Schick et al. .... D14/435

**1 Claim, 1 Drawing Sheet**



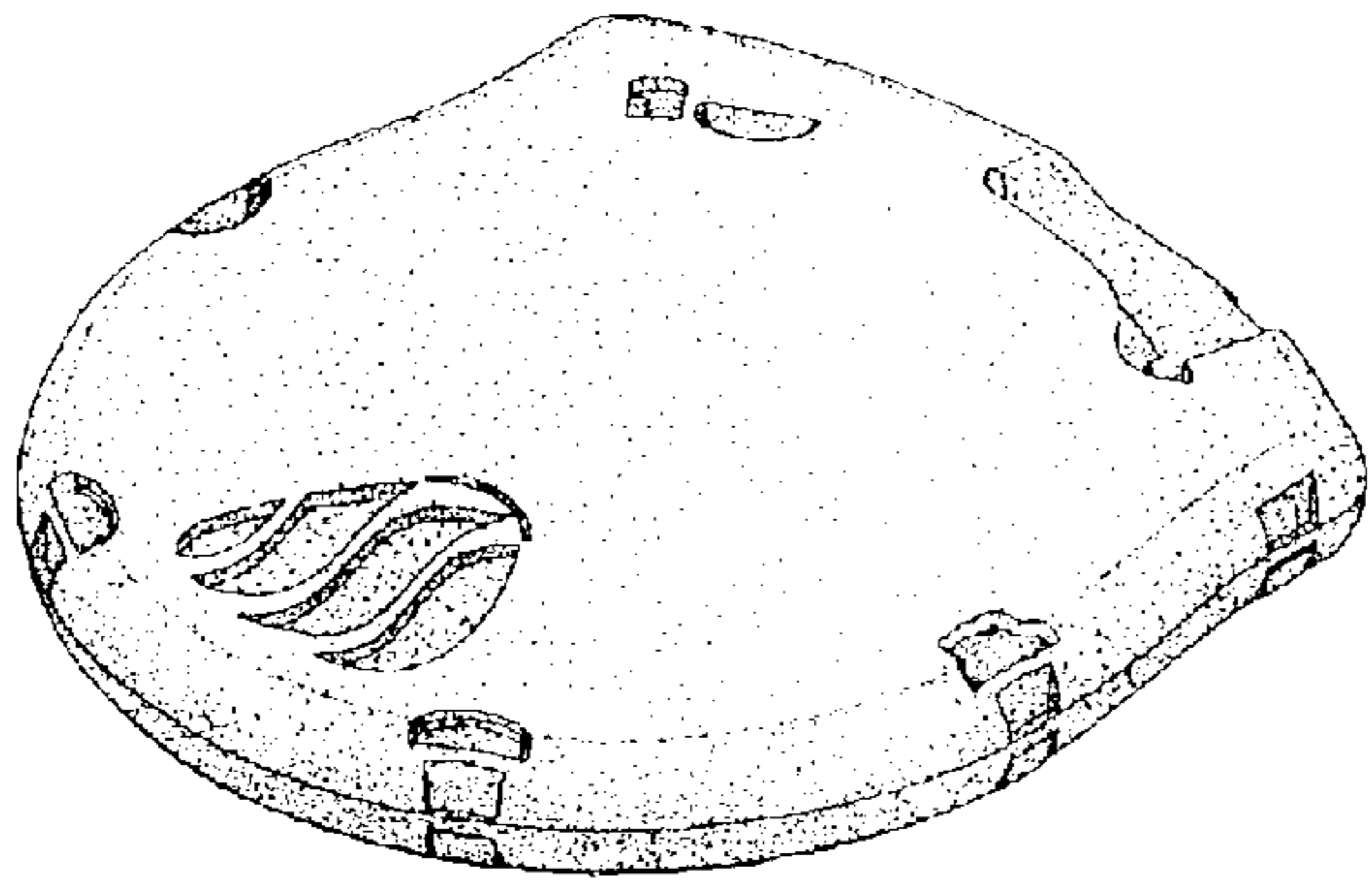


Fig. 1



Fig. 4

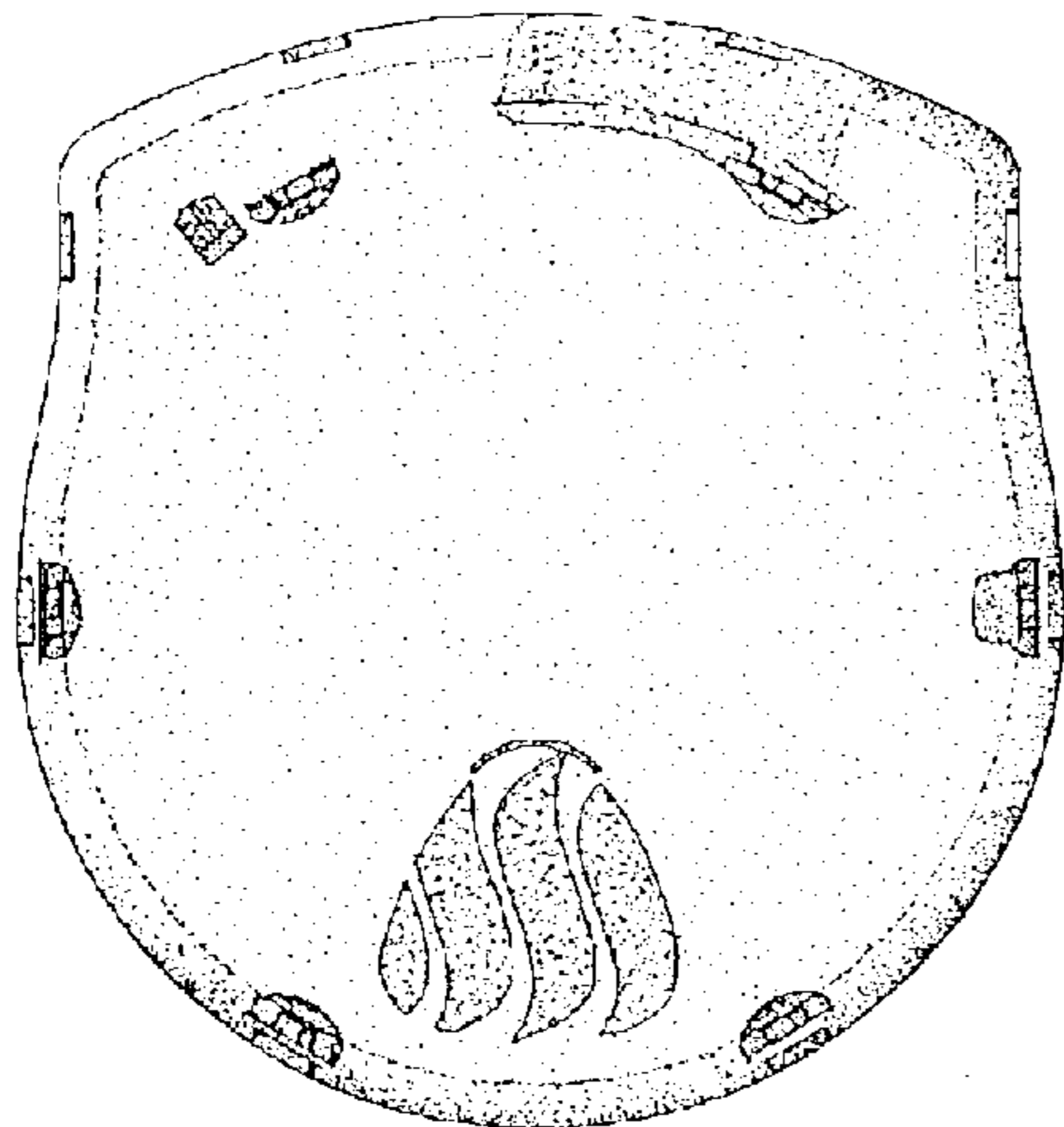


Fig. 2




Fig. 5

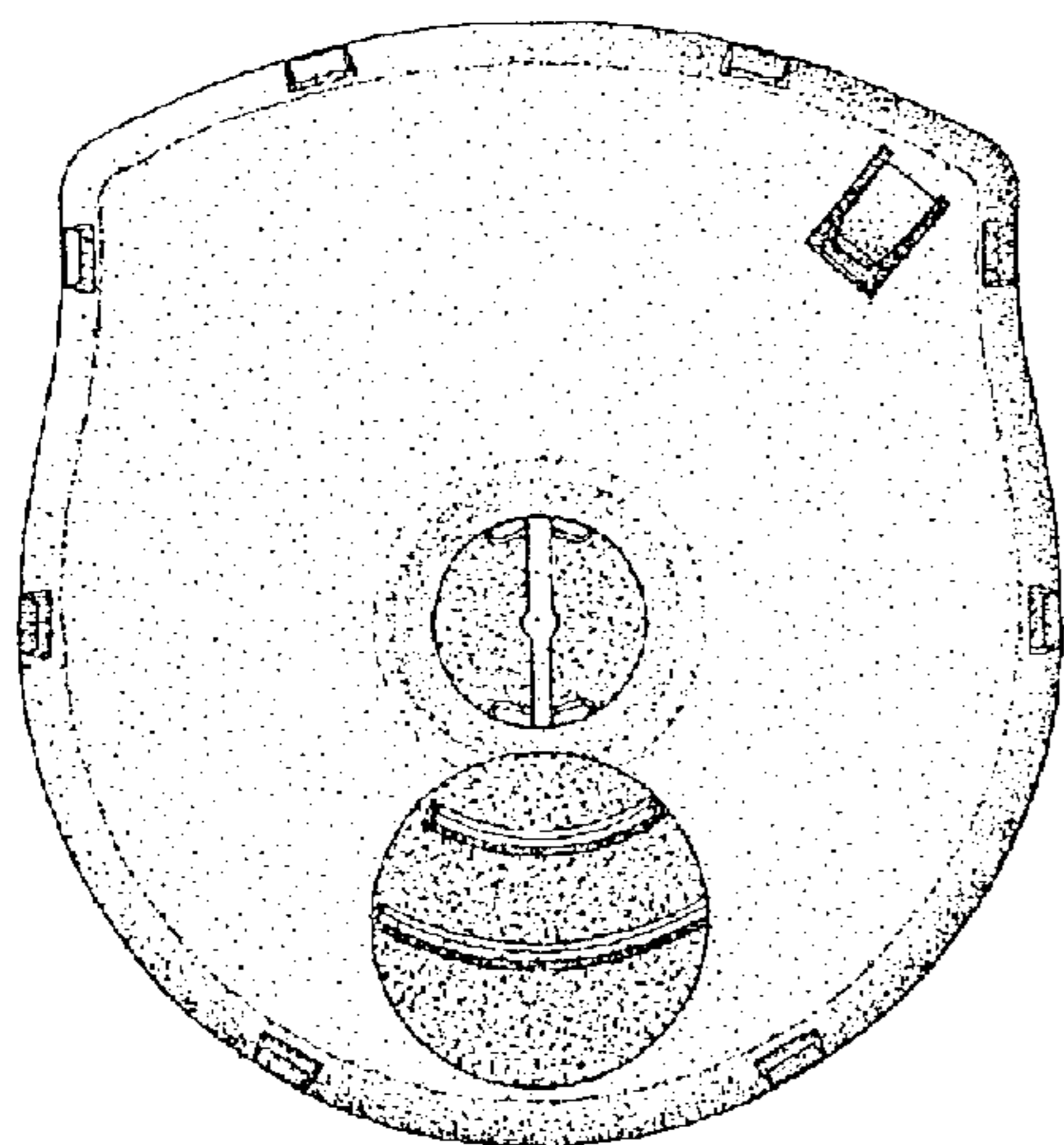


Fig. 3




Fig. 6