

US00D505398S

(12) **United States Design Patent**
Nakashima

(10) **Patent No.:** **US D505,398 S**

(45) **Date of Patent:** **** May 24, 2005**

(54) **LIGHT EMITTING DIODE**

(75) **Inventor:** **Shintaro Nakashima, Anan (JP)**

(73) **Assignee:** **Nichia Corporation (JP)**

(**) **Term:** **14 Years**

(21) **Appl. No.:** **29/196,190**

(22) **Filed:** **Dec. 23, 2003**

(30) **Foreign Application Priority Data**

Jun. 24, 2003	(JP)	2003-017890
Jun. 24, 2003	(JP)	2003-017891
Jun. 24, 2003	(JP)	2003-017892
Jun. 24, 2003	(JP)	2003-017893
Jun. 24, 2003	(JP)	2003-017894
Jun. 24, 2003	(JP)	2003-017895
Jun. 24, 2003	(JP)	2003-017896

(51) **LOC (7) Cl.** **13-03**

(52) **U.S. Cl.** **D13/180**

(58) **Field of Search** D13/180, 182;
257/76, 79, 88, 89, 93, 99, 434, 676, 678,
687, 690, 698, 787; 313/498, 799, 500;
361/760, 820; 362/226, 241, 249, 250,
307, 555, 800

(56) **References Cited**

U.S. PATENT DOCUMENTS

D437,798 S	*	2/2001	Kiba et al.	D10/104
D439,351 S	*	3/2001	Kiba et al.	D26/37

6,355,946 B1	*	3/2002	Ishinaga	257/98
6,483,623 B1	*	11/2002	Maruyama	398/182
6,495,861 B1	*	12/2002	Ishinaga	257/99
D476,961 S	*	7/2003	Horiuchi et al.	D13/182
6,586,721 B2	*	7/2003	Estevez-Garcia	250/221
6,610,563 B1	*	8/2003	Waitl et al.	438/166
6,624,491 B2	*	9/2003	Waitl et al.	257/434
D486,801 S	*	2/2004	Suenaga	D13/182
D490,387 S	*	5/2004	Yagi	D13/182
D491,899 S	*	6/2004	Yagi	D13/180

* cited by examiner

Primary Examiner—Philip S. Hyder

Assistant Examiner—Selina Sikder

(74) *Attorney, Agent, or Firm*—Osha & May, L.L.P.

(57) **CLAIM**

The ornamental design for a light emitting diode, as shown and described.

DESCRIPTION

FIG. 1 shows a front view of a light emitting diode showing my new design.

FIG. 2 shows a rear view of FIG. 1.

FIG. 3 shows a top plan view of FIG. 1.

FIG. 4 shows a bottom view of FIG. 1.

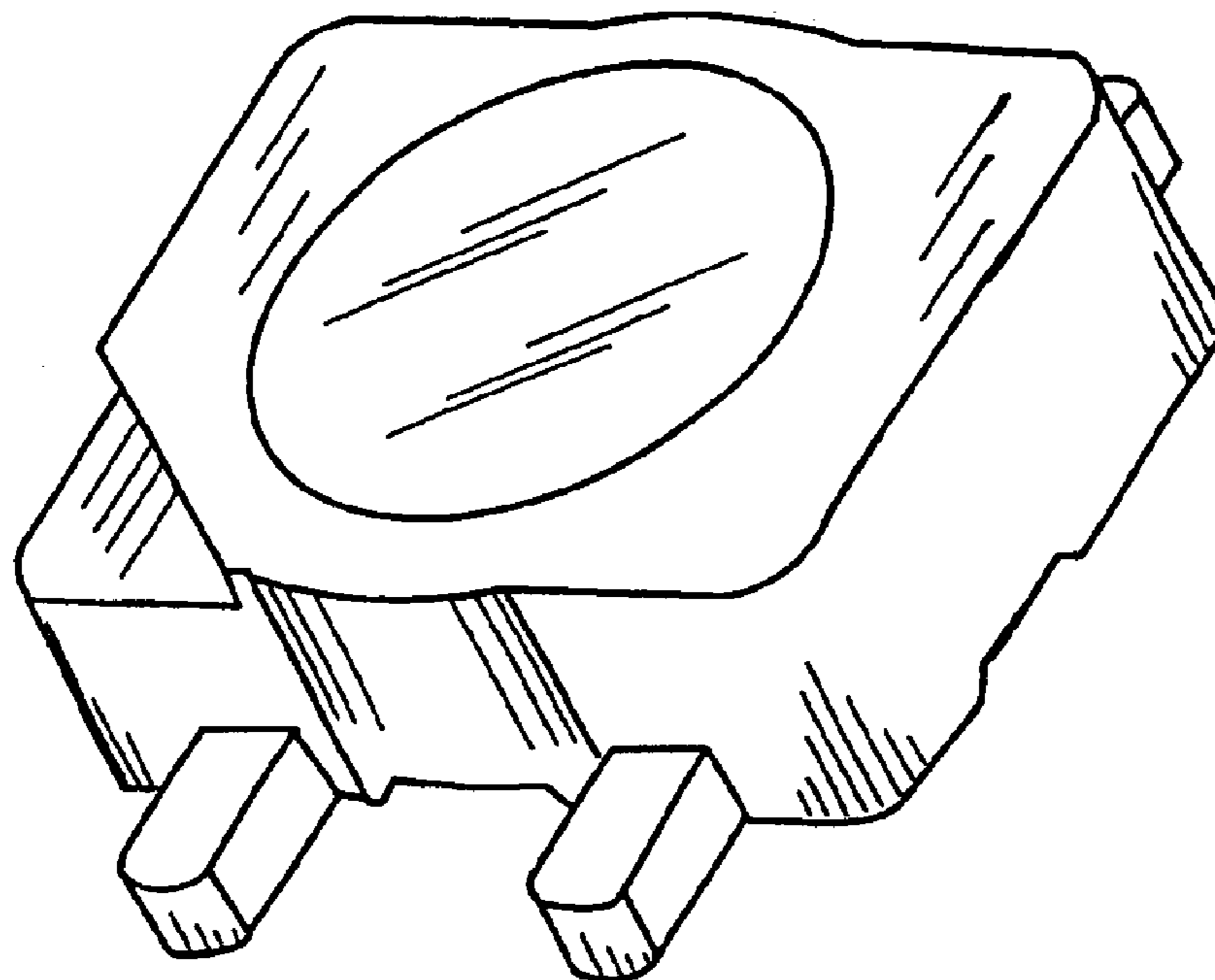
FIG. 5 shows a right side view of FIG. 1.

FIG. 6 shows a left side view of FIG. 1; and,

FIG. 7 shows a perspective view of FIG. 1.

The elements shown in broken lines are for illustrative purposes only and form no part of the claimed design.

1 Claim, 3 Drawing Sheets






Figure 1

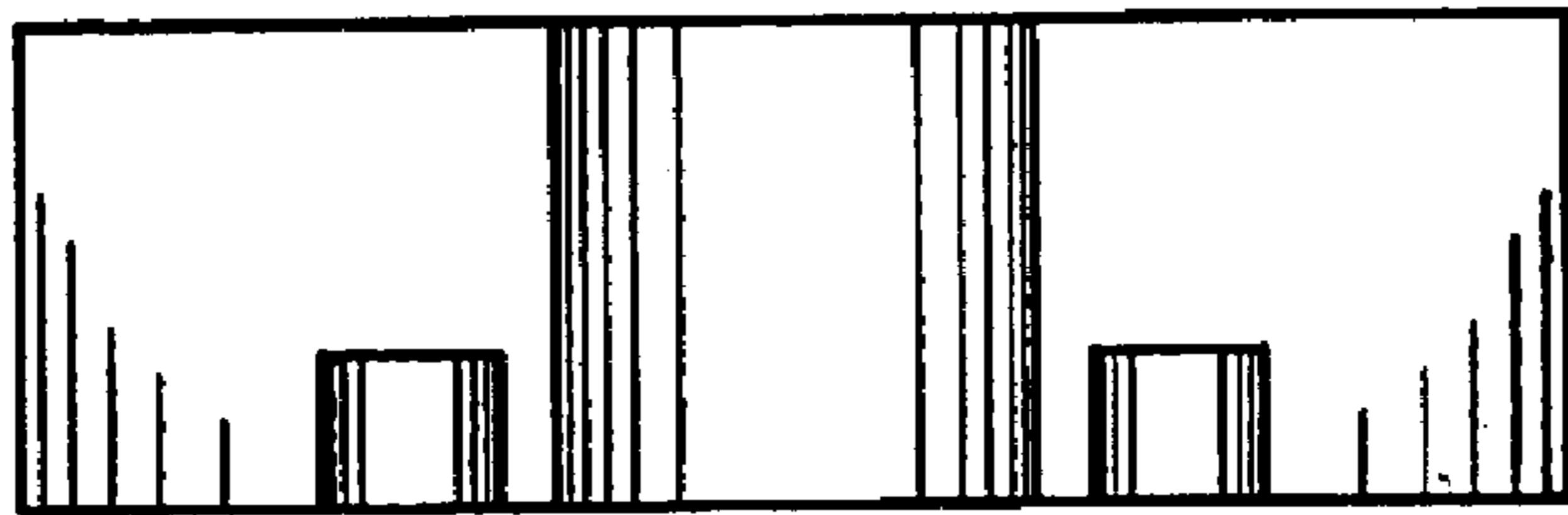


Figure 2

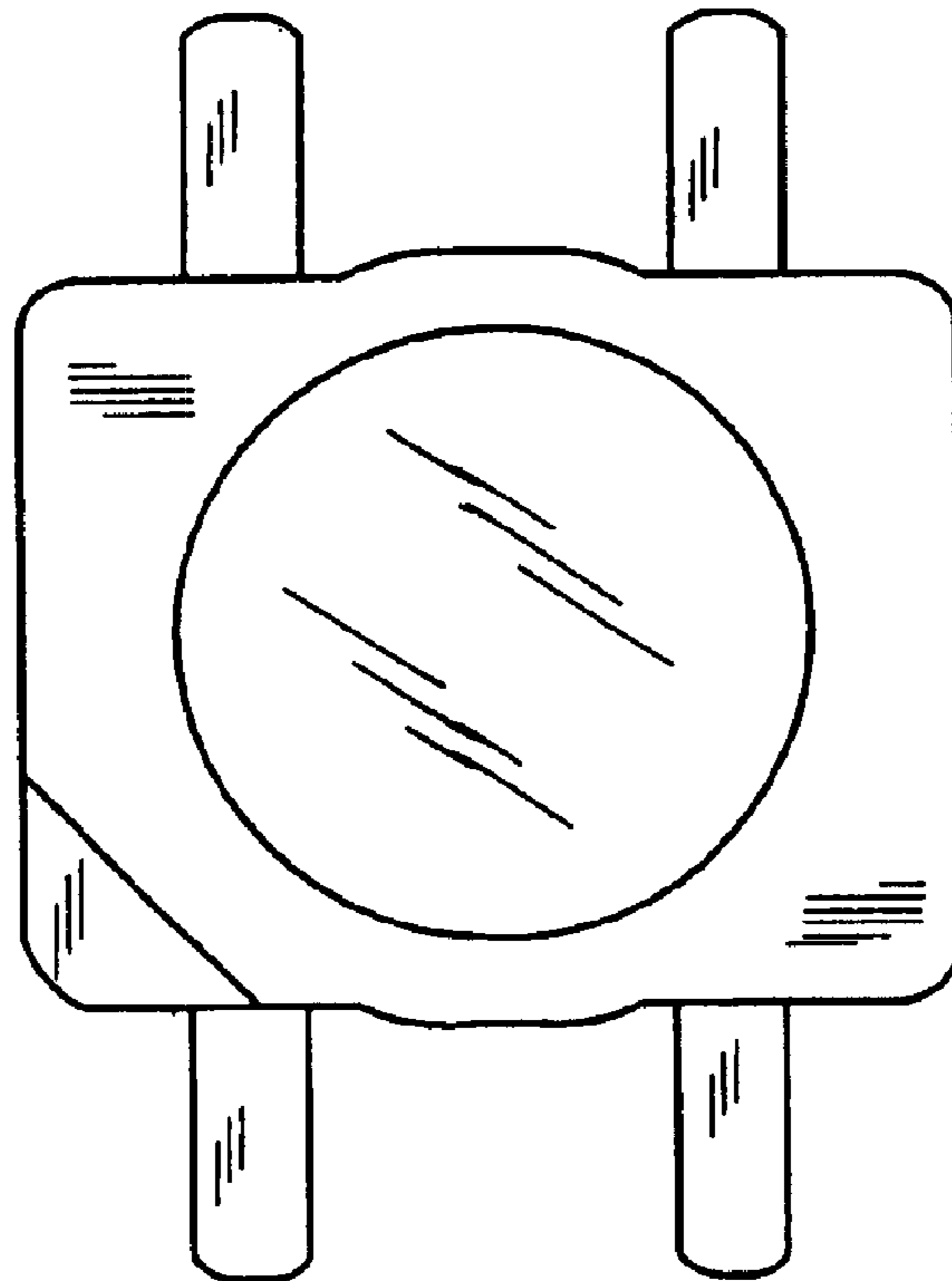


Figure 3

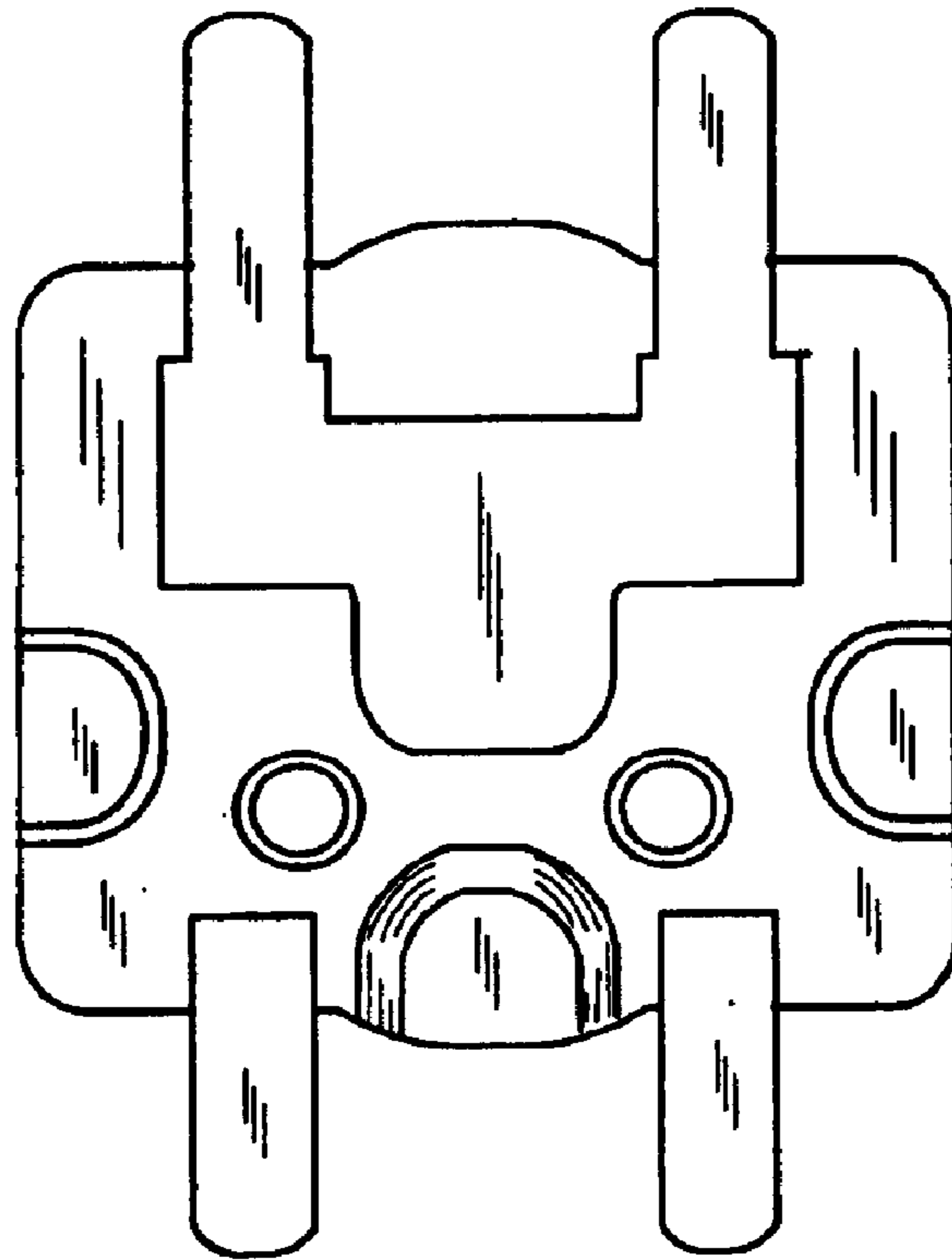


Figure 4

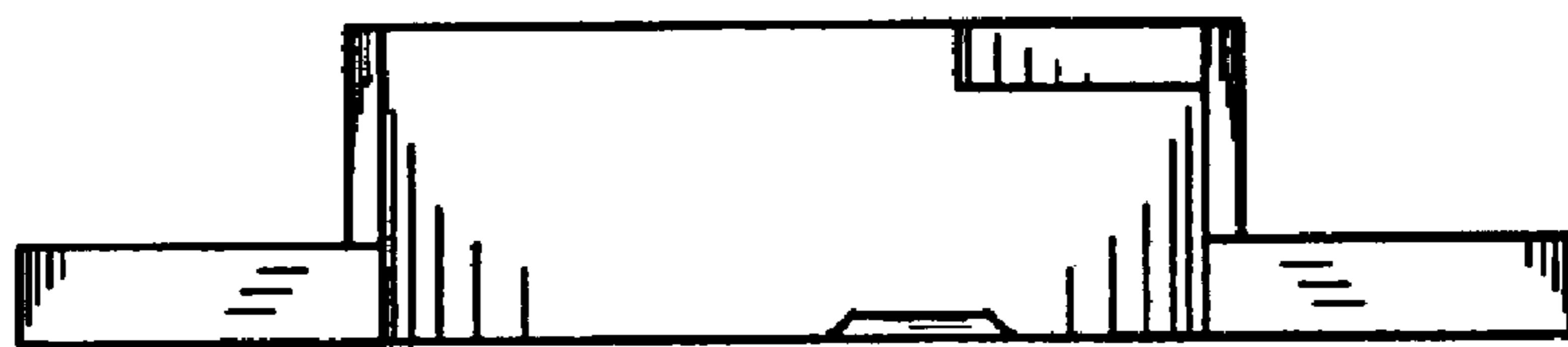


Figure 5




Figure 6

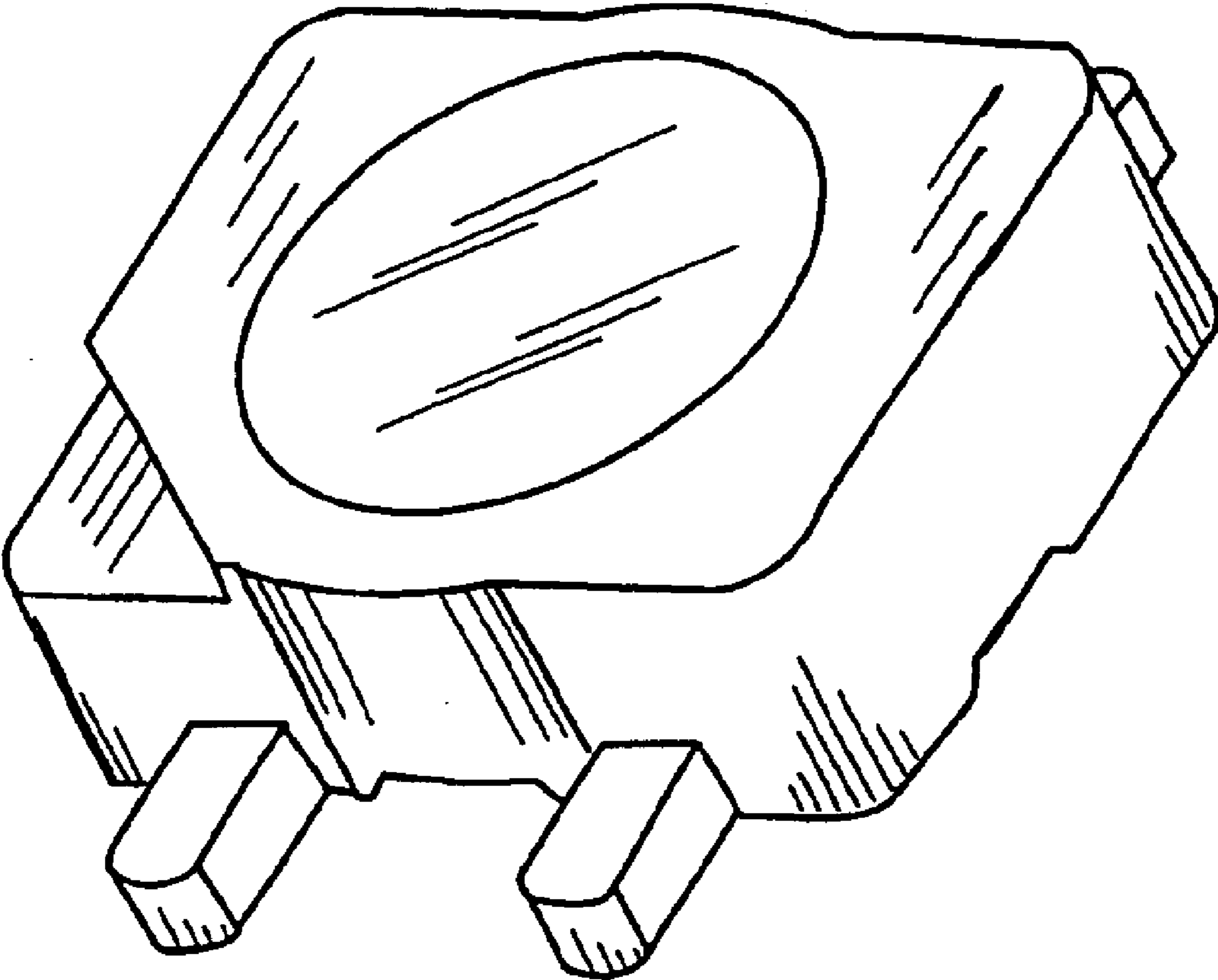


Figure 7

UNITED STATES PATENT AND TRADEMARK OFFICE
CERTIFICATE OF CORRECTION

PATENT NO. : Des. 505,398 S
DATED : May 24, 2005
INVENTOR(S) : Shintaro Nakashima

Page 1 of 1

It is certified that error appears in the above-identified patent and that said Letters Patent is hereby corrected as shown below:

Title page,

Item [56], **References Cited**, OTHER PUBLICATIONS, please add the following references:

-- Notice of Reasons for Rejection, No. 42003051 mailed on February 24, 2004 (3 pages, with translation for Reasons for Rejection)

Notice of Reasons for Rejection, No. 42003053 mailed on February 24, 2004 (4 pages, with translation for Reasons for Rejection)

Notice of Reasons for Rejection, No. 42003055 mailed on February 24, 2004 (3 pages, with translation for Reasons for Rejection) --.

Signed and Sealed this

Sixth Day of September, 2005

A handwritten signature in black ink on a light gray dotted background. The signature reads "Jon W. Dudas" in a cursive, stylized script.

JON W. DUDAS

Director of the United States Patent and Trademark Office