

US00D505386S

(12) **United States Design Patent** (10) **Patent No.:** **US D505,386 S**
Maxwell et al. (45) **Date of Patent:** **** May 24, 2005**

(54) **TIRE TREAD**

(75) Inventors: **Paul Bryan Maxwell**, Kent, OH (US);
William Elliott Egan, Wadsworth, OH (US)

(73) Assignee: **The Goodyear Tire & Rubber Company**, Akron, OH (US)

(**) Term: **14 Years**

(21) Appl. No.: **29/198,641**

(22) Filed: **Feb. 2, 2004**

(51) **LOC (7) Cl.** **12-15**

(52) **U.S. Cl.** **D12/581; D12/601**

(58) **Field of Search** D12/546, 551,
D12/552, 553, 574, 579, 580, 581, 586,
587, 588, 594, 595, 598, 600, 601; 152/209.1,
209.9, 209.13, 209.25, 209.28

(56) **References Cited**

U.S. PATENT DOCUMENTS

3,030,999	A	*	4/1962	Wolfer	152/209.1
D391,211	S	*	2/1998	Maxwell	D12/579
D423,426	S	*	4/2000	Ratliff, Jr.	D12/546
D430,829	S	*	9/2000	Ratliff et al.	D12/546
6,129,127	A	*	10/2000	Nicotina	152/209.1
D457,856	S	*	5/2002	Ochi	D12/600
D458,214	S	*	6/2002	Takahashi et al.	D12/600
6,508,283	B1	*	1/2003	Nicotina	152/209.1
D475,009	S	*	5/2003	Ochi	D12/600

D488,769	S	*	4/2004	Guidry	D12/579
6,796,348	B2	*	9/2004	Ochi	152/209.15
2002/0153077	A1	*	10/2002	Hanya	152/209.13

OTHER PUBLICATIONS

Pirelli Scorpion Zero Tire, 2002 Tread Design Guide, Jan. 2002, p. 102. 3/4.*

* cited by examiner

Primary Examiner—Robert M. Spear

(74) *Attorney, Agent, or Firm*—Richard B. O’Planick

(57) **CLAIM**

The ornamental Design for a tire tread, as shown and described.

DESCRIPTION

FIG. 1 is a perspective view of a tire tread showing our new design, it being understood that the pattern repeats uniformly throughout the circumference of the tread;

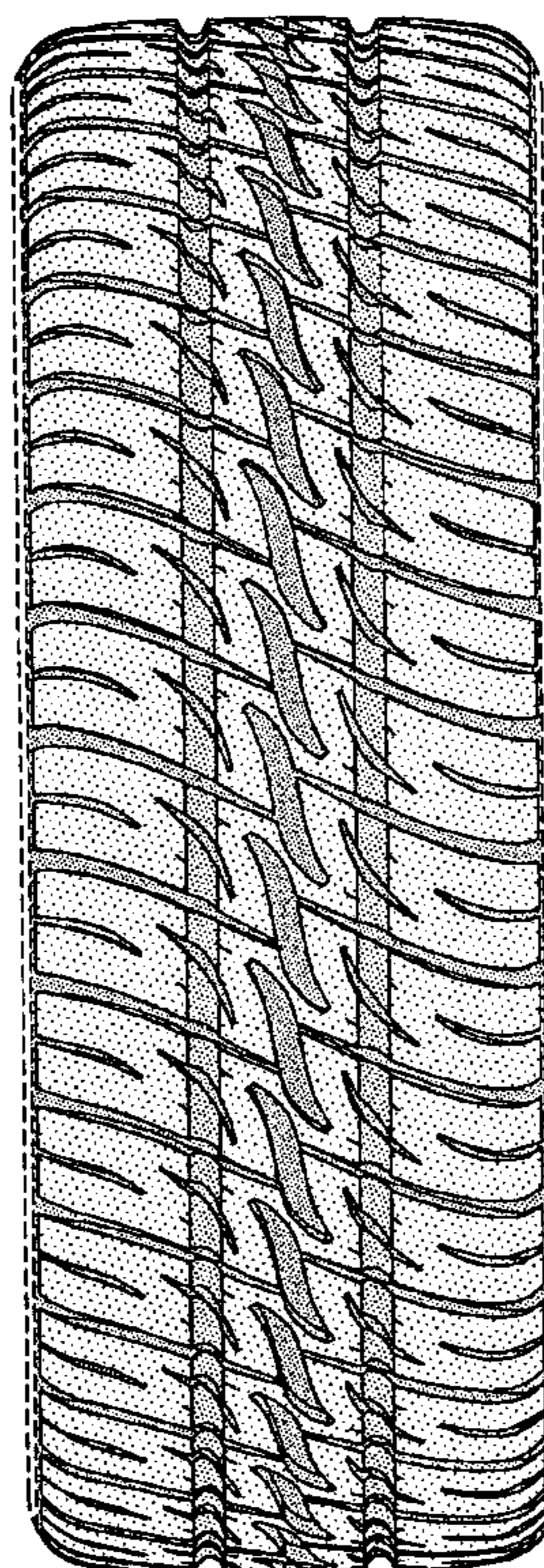
FIG. 2 is a front elevational view thereof;

FIG. 3 is a right side elevational view thereof; the opposite side elevational view being identical thereto; and,

FIG. 4 is an enlarged fragmentary front elevational view thereof.

In the drawings, the broken lines defining the sidewall, inner bead and the peripheral boundary between the tire tread and the sidewall are for illustrative purposes only and form no part of the claimed design.

1 Claim, 4 Drawing Sheets



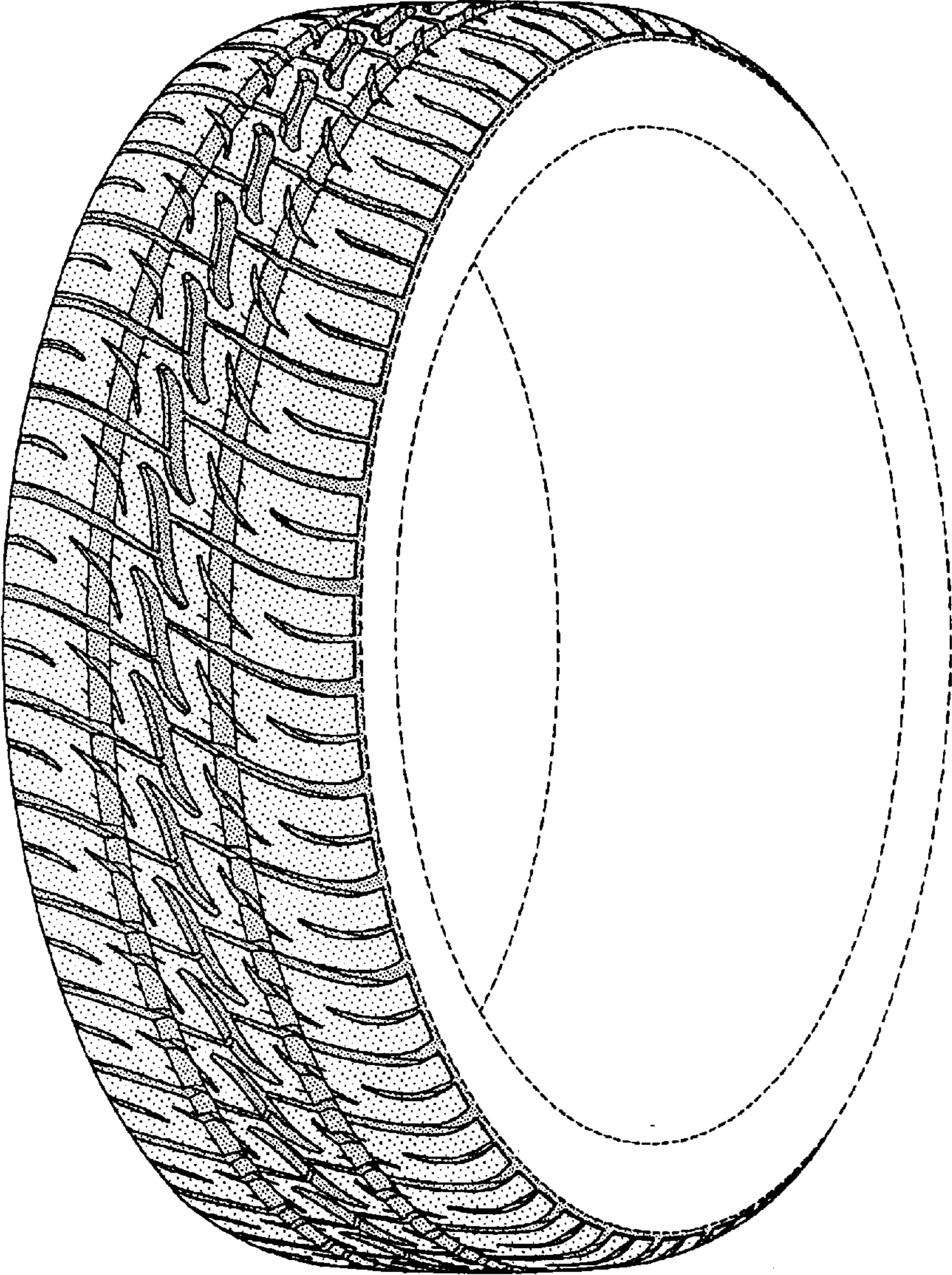


FIG-1

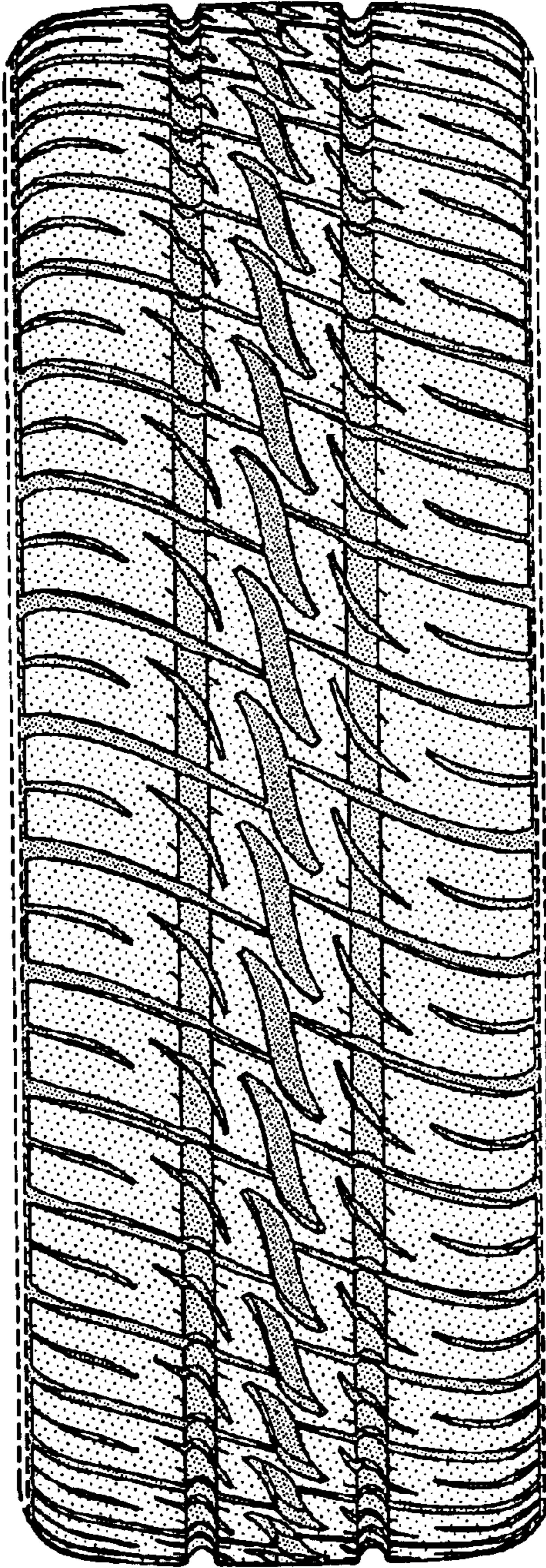


FIG-2

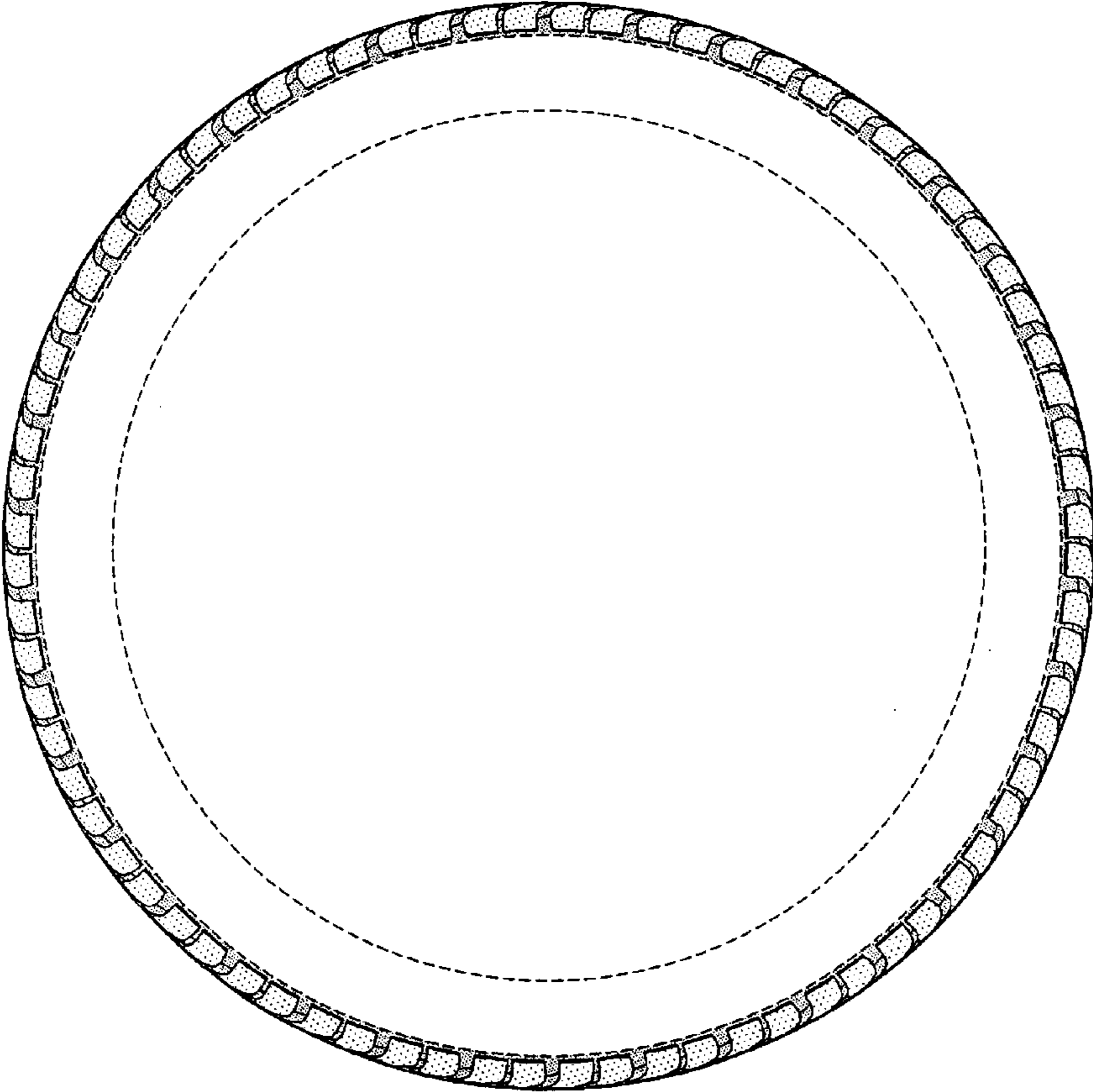


FIG-3




FIG-4