

US00D505382S

(12) **United States Design Patent** (10) **Patent No.:** **US D505,382 S**
Green et al. (45) **Date of Patent:** **** May 24, 2005**

(54) **TIRE TREAD**

(75) Inventors: **Michael L. Green**, Chesterfield, MO (US); **Matthew Reedy**, Alton, IL (US)

(73) Assignee: **Tire Mart, Inc.**, St. Louis, MO (US)

(**) Term: **14 Years**

(21) Appl. No.: **29/207,303**

(22) Filed: **Jul. 1, 2004**

(51) **LOC (7) Cl.** **12-15**

(52) **U.S. Cl.** **D12/544**

(58) **Field of Search** D12/512, 513,
D12/536, 544, 545, 552, 571, 579, 580,
587, 602, 604; 152/209.1, 209.12, 902

(56) **References Cited**

U.S. PATENT DOCUMENTS

2,014,255	A	*	9/1935	King	152/209.2
D158,031	S	*	4/1950	Wilcox	D12/544
D264,326	S	*	5/1982	Zimmerman	D12/579
D279,281	S	*	6/1985	Hutz	D12/545
D313,961	S	*	1/1991	Hasegawa	D12/544
5,377,734	A	*	1/1995	Klein et al.	152/209.11
D362,222	S	*	9/1995	Guspodin et al.	D12/544
D368,686	S	*	4/1996	Haas et al.	D12/544
D419,498	S	*	1/2000	Niizato	D12/544
D431,214	S	*	9/2000	Allison	D12/544
D451,867	S	*	12/2001	Clark et al.	D12/566
D486,782	S	*	2/2004	Fukunaga et al.	D12/579

OTHER PUBLICATIONS

Maxxis MA-S1 Marauder Tire, 2003 Tread Design Guide, Jan. 2003, p. 90. 3/1.*

Mickey Thompson Baja Claw Tire, 2003 Tread Design Guide, Jan. 2003, p. 92. 1/4.*

Dunlop KT405 ATV Tire, 2003 Tread Design Guide, Jan. 2003, p. 195. 4/1.*

* cited by examiner

Primary Examiner—Robert M. Spear

(74) *Attorney, Agent, or Firm*—Blumenfeld, Kaplan & Sandweiss, P.C.

(57) **CLAIM**

The ornamental design for a tire tread, as shown and described.


DESCRIPTION

FIG. 1 is a front elevational view of a tire tread showing my new design on the face of a tire; and,

FIG. 2 is a perspective view thereof.

The broken lines in both Figures are for illustrative purposes only, showing the relation of the claimed tire tread to the remaining portions of the tire, which itself forms no part of the claimed design. The claimed design is only visible on the exterior face of the tire and consists of a repeating pattern which appears identical no matter which section of the tire face is viewed.

1 Claim, 1 Drawing Sheet



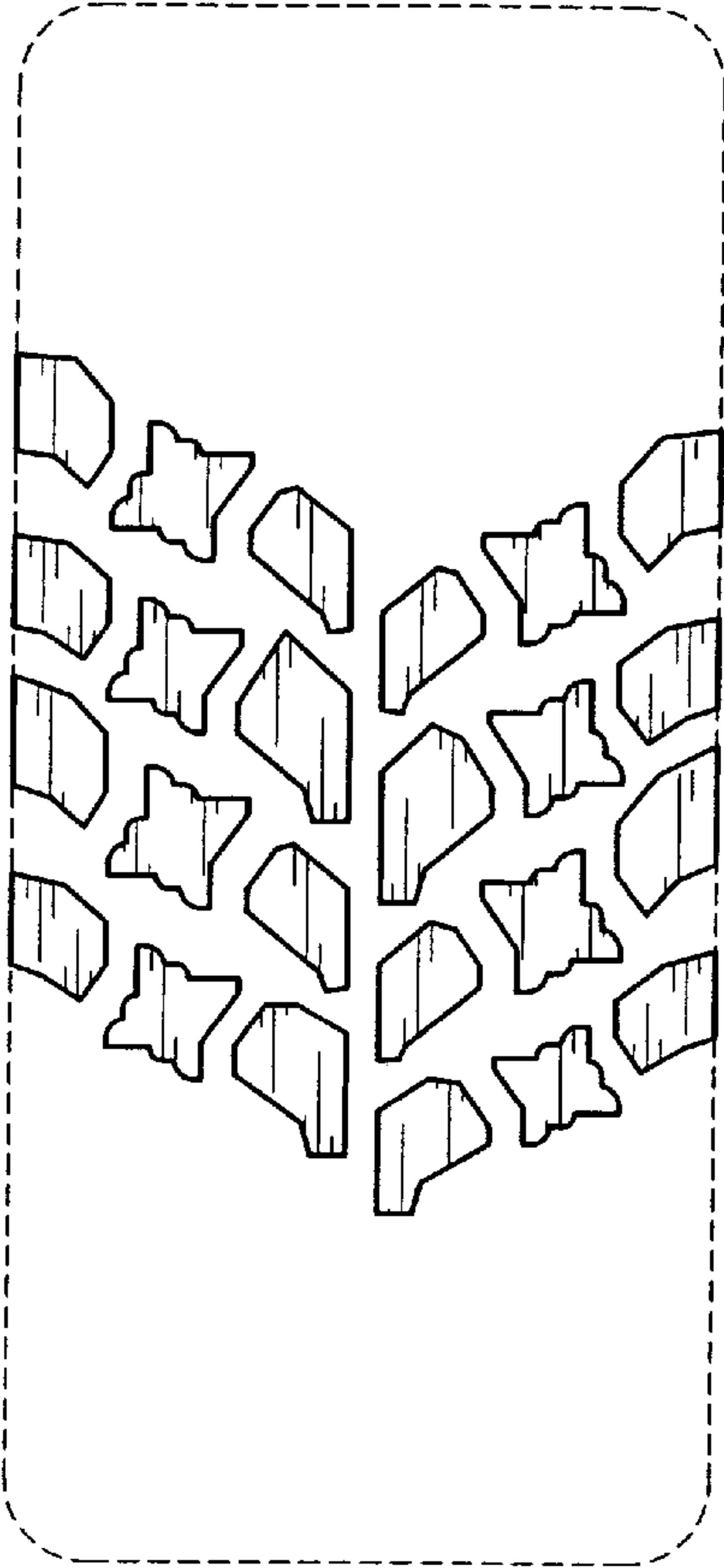


FIG. 1

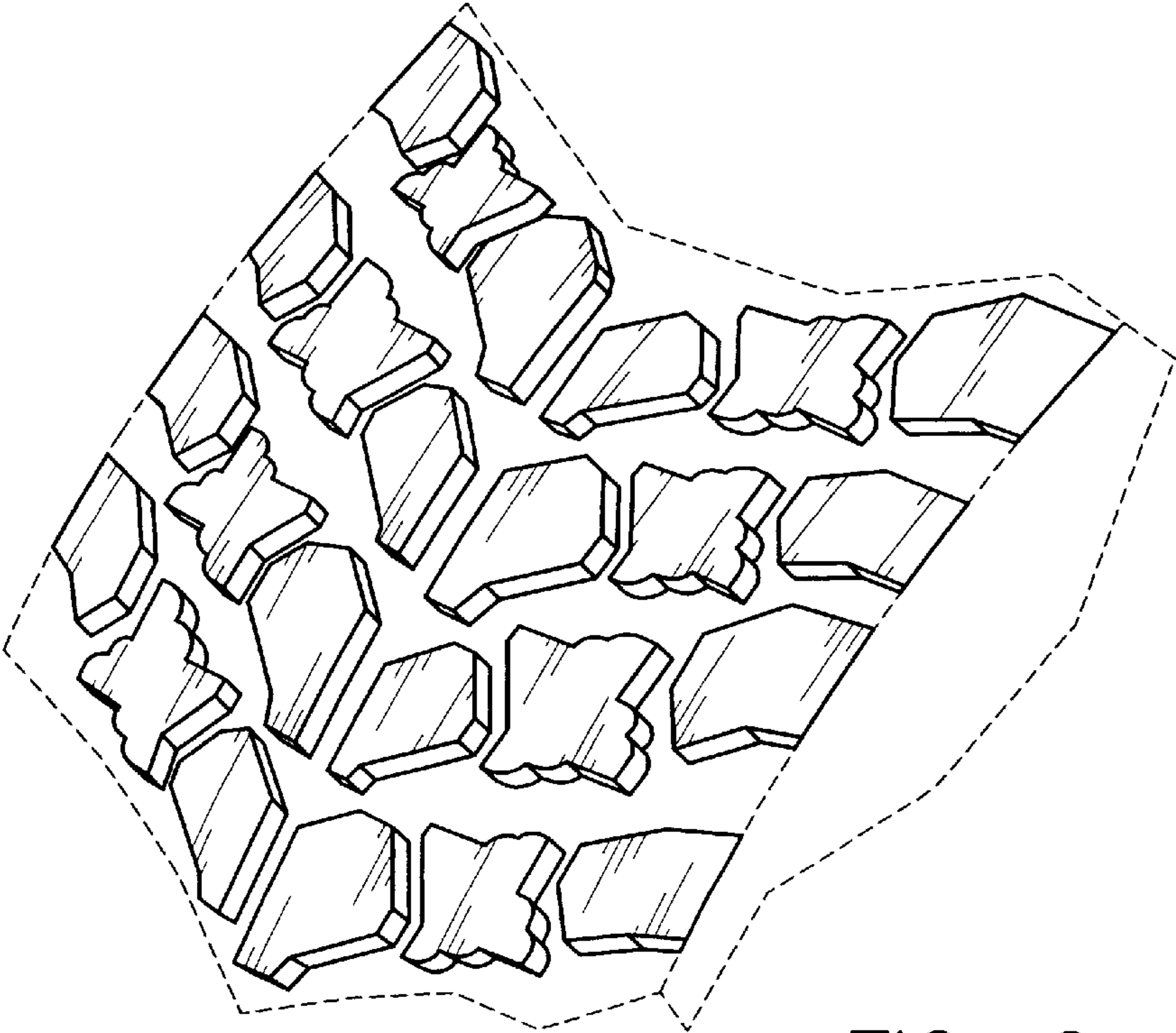


FIG. 2