

US00D505377S

(12) **United States Design Patent**
Kurucz

(10) **Patent No.:** **US D505,377 S**

(45) **Date of Patent:** **** May 24, 2005**

(54) **KAYAK**

D238,566 S * 1/1976 Palmer D12/300
D280,809 S * 10/1985 Wolfe D12/316

(75) **Inventor:** **Robert Kurucz**, Balatonfuzfo (HU)

* cited by examiner

(73) **Assignee:** **Andras S. Hites**, Point Richmond, CA (US)

Primary Examiner—Alan P. Douglas
Assistant Examiner—Cynthia M. Chin

(**) **Term:** **14 Years**

(74) *Attorney, Agent, or Firm*—Robert B. Chickering, Esq.;
Dorsey & Whitney LLP

(21) **Appl. No.:** **29/196,349**

(57) **CLAIM**

(22) **Filed:** **Dec. 29, 2003**

The ornamental design for a kayak, substantially as shown and described.

(51) **LOC (7) Cl.** **12-06**

(52) **U.S. Cl.** **D12/301**

(58) **Field of Search** D12/300, 301,
D12/302, 316; D21/542–547; 446/153;
114/343, 347, 354, 355

DESCRIPTION

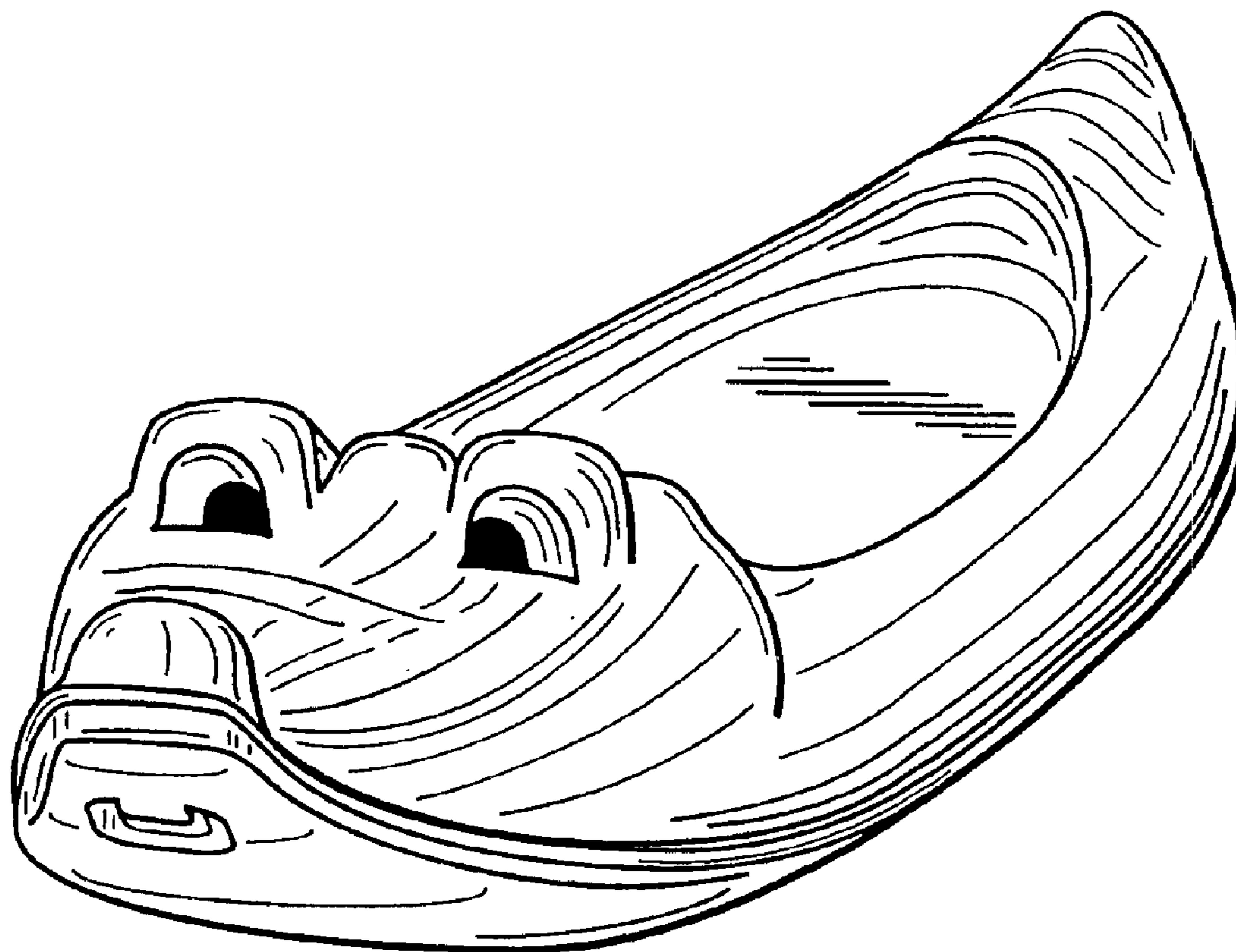
(56) **References Cited**

U.S. PATENT DOCUMENTS

D88,862 S * 1/1933 Dyer D12/300
D192,772 S * 5/1962 Kashe D12/301
D223,520 S * 4/1972 Pflueger et al. D12/300

FIG. 1 is a top pictorial view of a kayak showing my new design;
FIG. 2 is a top plan view thereof;
FIG. 3 is a side elevation of one side of the kayak of FIG. 1, with the opposite side being a mirror image thereof;
FIG. 4 is a bottom plan view thereof;
FIG. 5 is a front elevation view thereof; and,
FIG. 6 is a rear elevation view thereof.

1 Claim, 3 Drawing Sheets



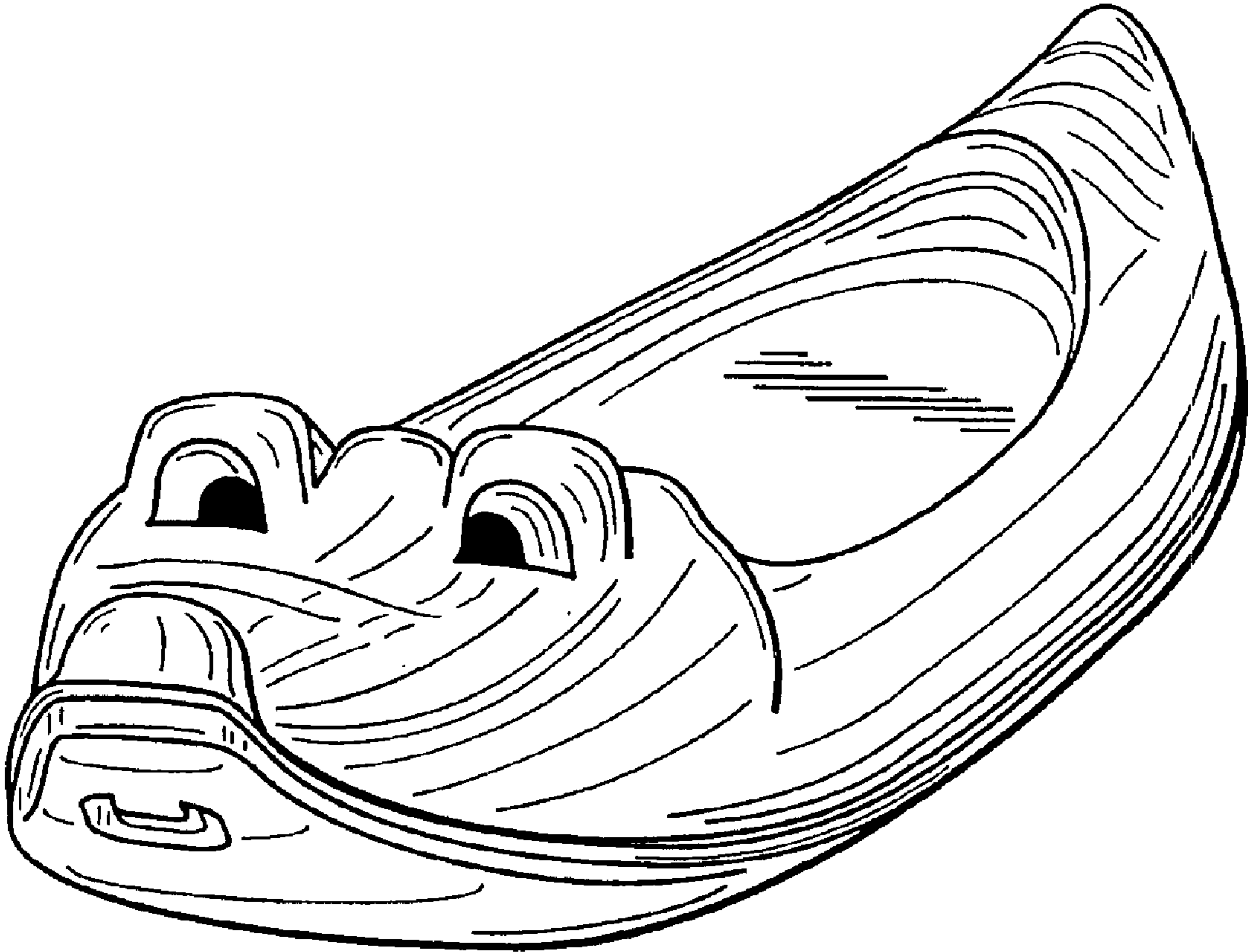


FIG. 1




FIG. 2




FIG. 3




FIG. 4

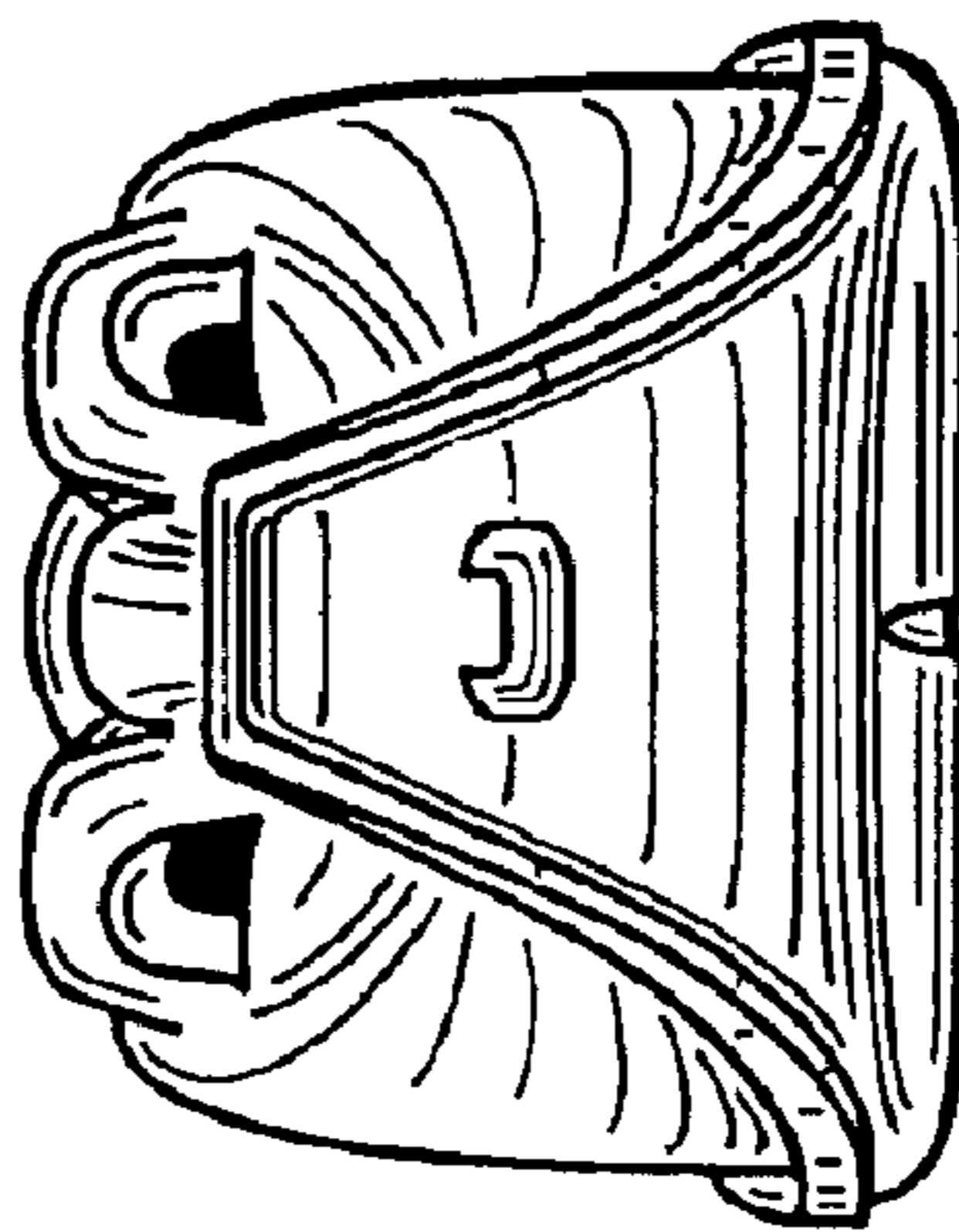


FIG. 5

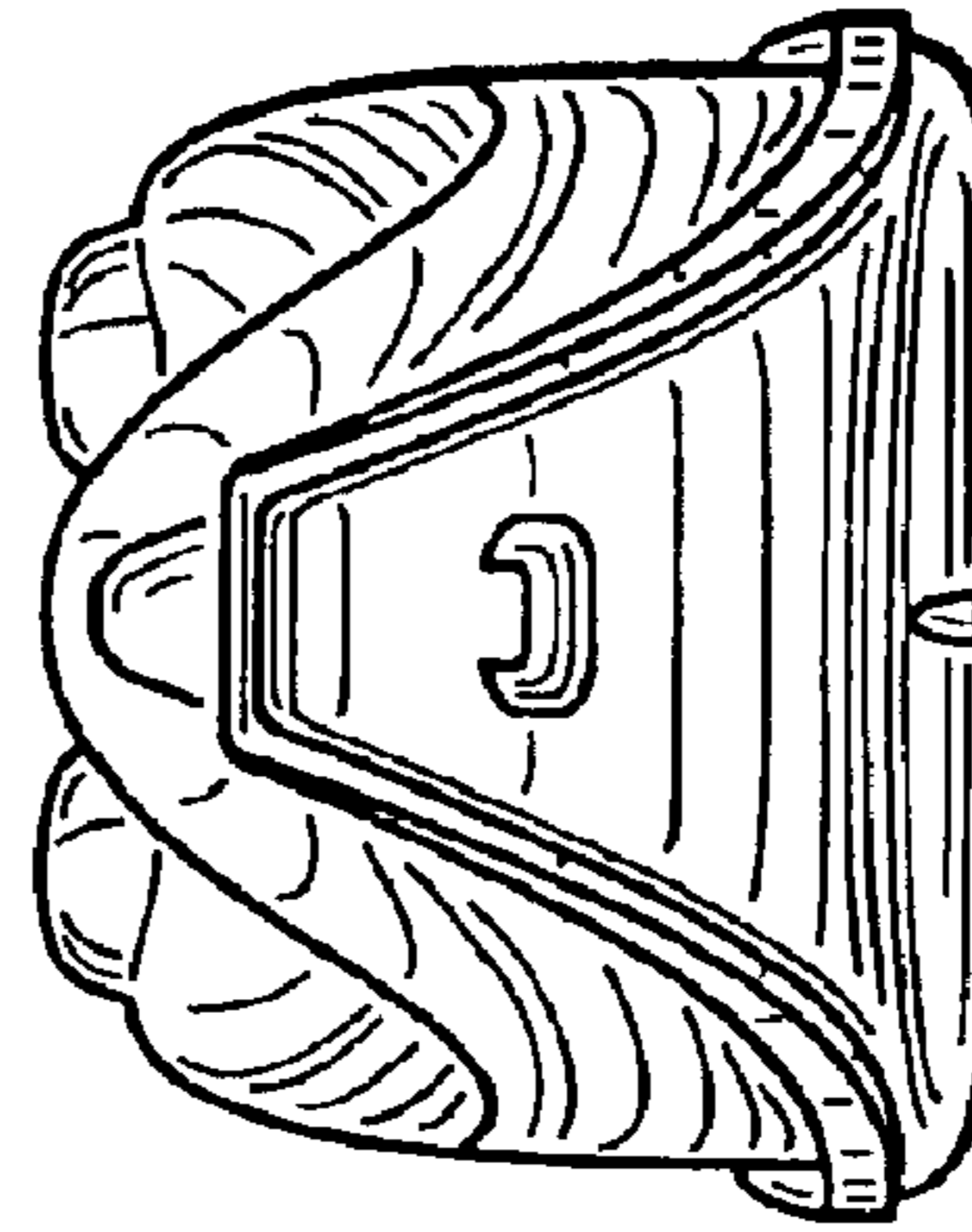


FIG. 6