

US00D505370S

(12) **United States Design Patent**  
**Feuling**

(10) **Patent No.:** **US D505,370 S**

(45) **Date of Patent:** **\*\* May 24, 2005**

(54) **EXHAUST SYSTEM FOR A MOTORCYCLE**

(76) **Inventor:** **James J. Feuling**, 2521 Palma Dr.,  
Ventura, CA (US) 93003

(\*\*) **Term:** **14 Years**

(21) **Appl. No.:** **29/142,394**

(22) **Filed:** **May 25, 2001**

**Related U.S. Application Data**

(63) Continuation-in-part of application No. 29/112,795, filed on  
Oct. 25, 1999, now Pat. No. Des. 445,074.

(51) **LOC (7) Cl.** ..... **12-16**

(52) **U.S. Cl.** ..... **D12/194**

(58) **Field of Search** ..... D12/110, 114,  
D12/194; D15/5; 180/89.2, 219, 225, 296,  
309; 181/227-228, 247-251, 264, 382;  
60/313, 323, 302, 299; 29/890.08, 282,  
39.04, 39.5

(56) **References Cited**

**U.S. PATENT DOCUMENTS**

D134,462 S \* 12/1942 Sprague ..... D12/194  
D399,467 S \* 10/1998 Erion et al. .... D12/194

D445,074 S \* 7/2001 Feuling ..... D12/194  
D460,726 S \* 7/2002 Campbell et al. .... D12/194  
D481,661 S \* 11/2003 James ..... D12/194  
D481,662 S \* 11/2003 James ..... D12/194  
D483,710 S \* 12/2003 James ..... D12/194

\* cited by examiner

*Primary Examiner*—Stacia Cadmus

(74) *Attorney, Agent, or Firm*—Donn K. Harms

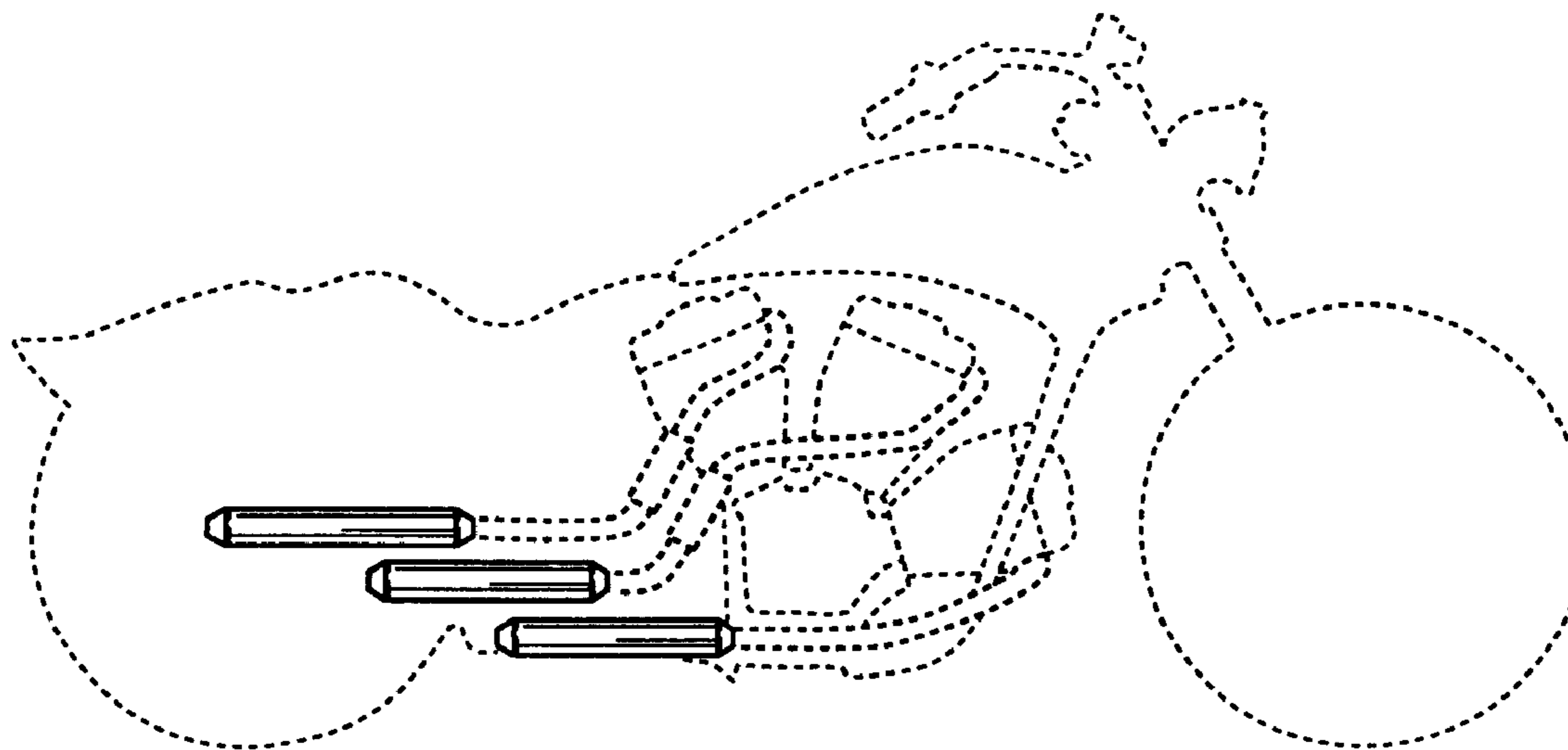
(57) **CLAIM**

The ornamental design for an exhaust system for a motor-  
cycle, as shown and described.

**DESCRIPTION**

FIG. 1 is a right view of an exhaust system for a motorcycle,  
showing my new design;  
FIG. 2 is an enlarged right view thereof;  
FIG. 3 is an enlarged top view thereof;  
FIG. 4 is an enlarged front view thereof;  
FIG. 5 is an enlarged left view thereof;  
FIG. 6 is an enlarged rear view thereof; and,  
FIG. 7 is an enlarged bottom view thereof.  
The broken line showing of environment is for illustrative  
purposes only and forms no part of the claimed design.

**1 Claim, 2 Drawing Sheets**



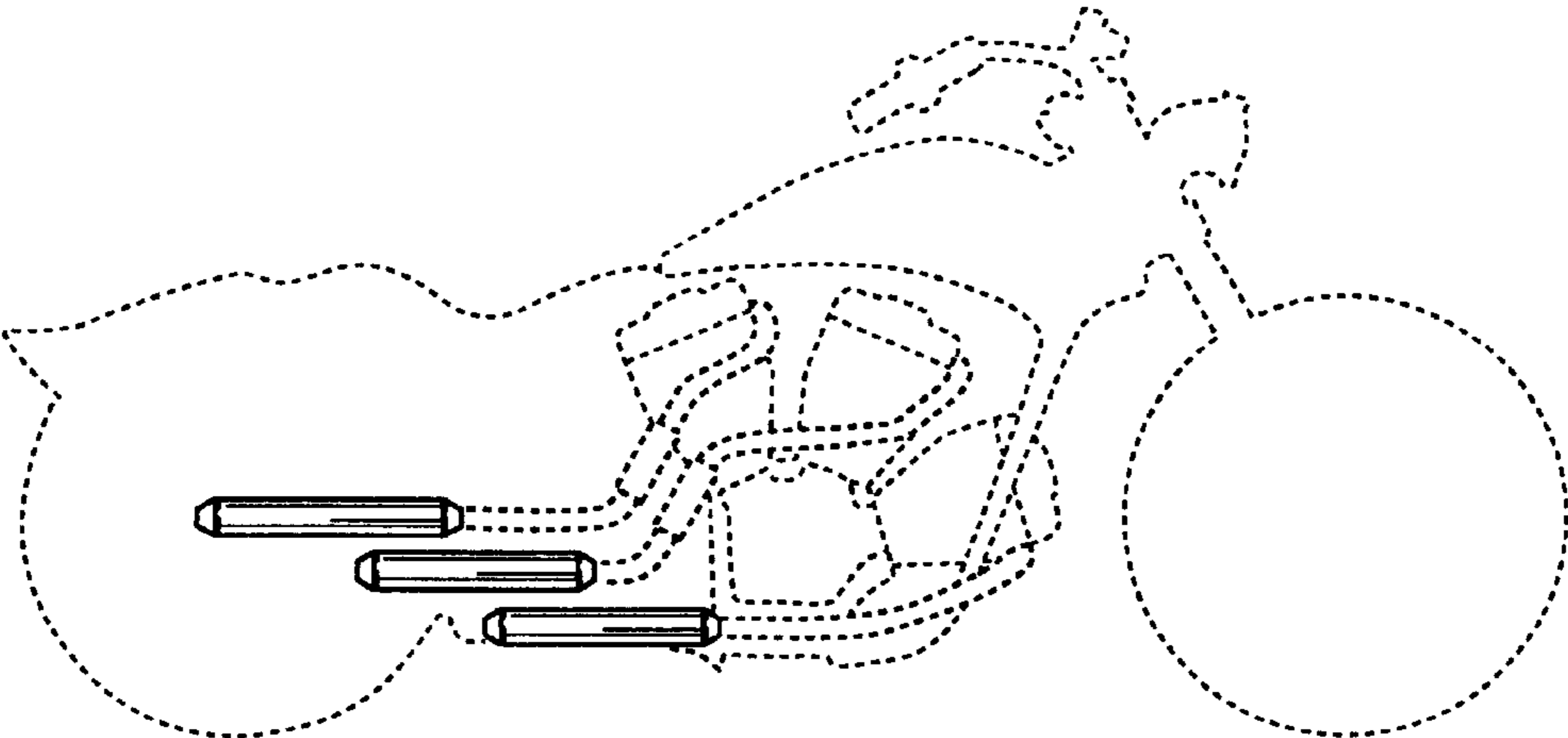


FIG. 1

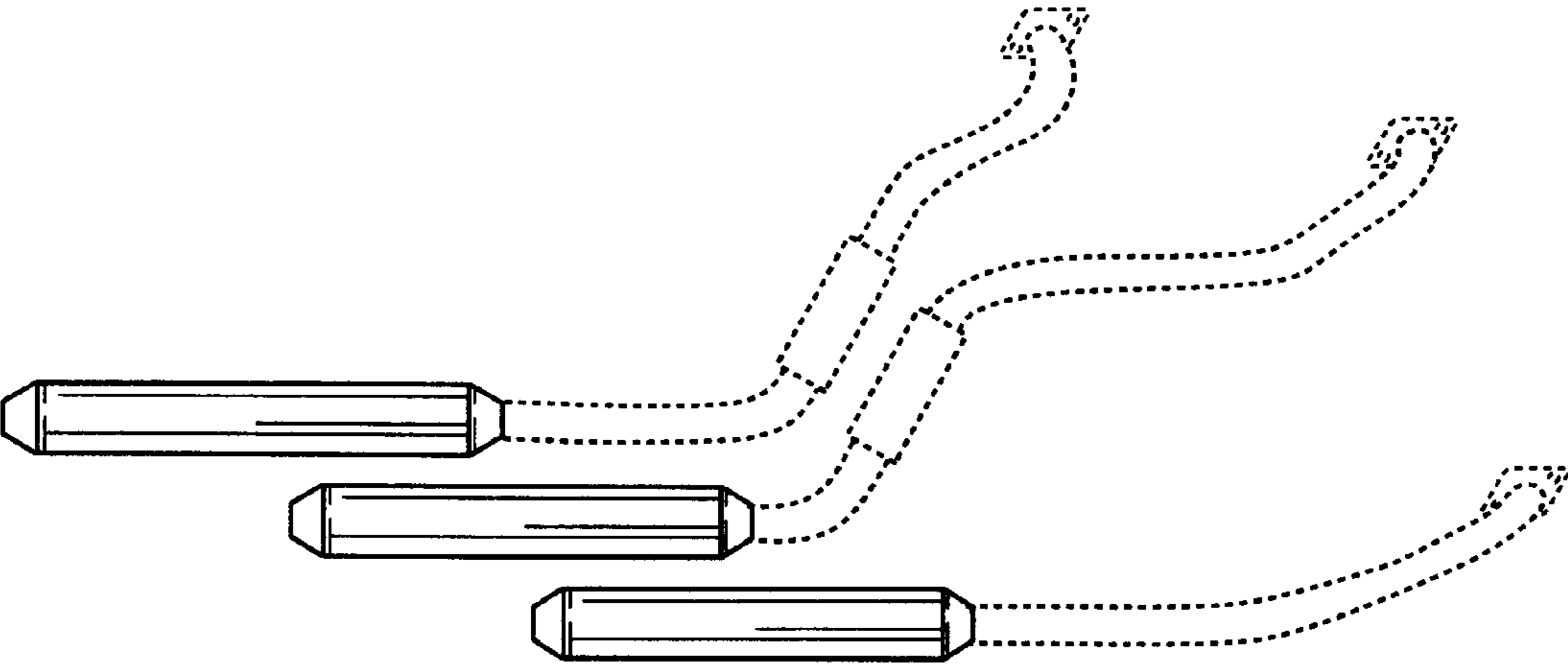


FIG. 2

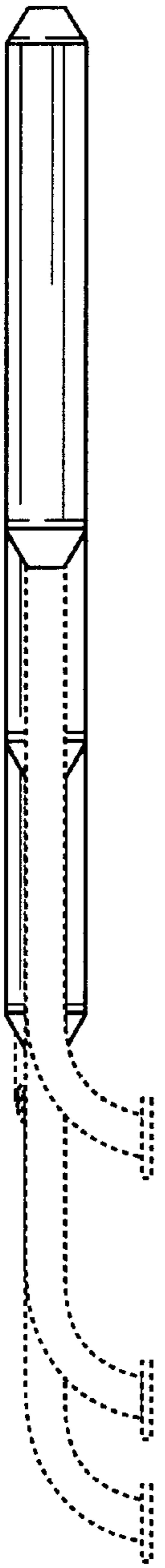


FIG. 3

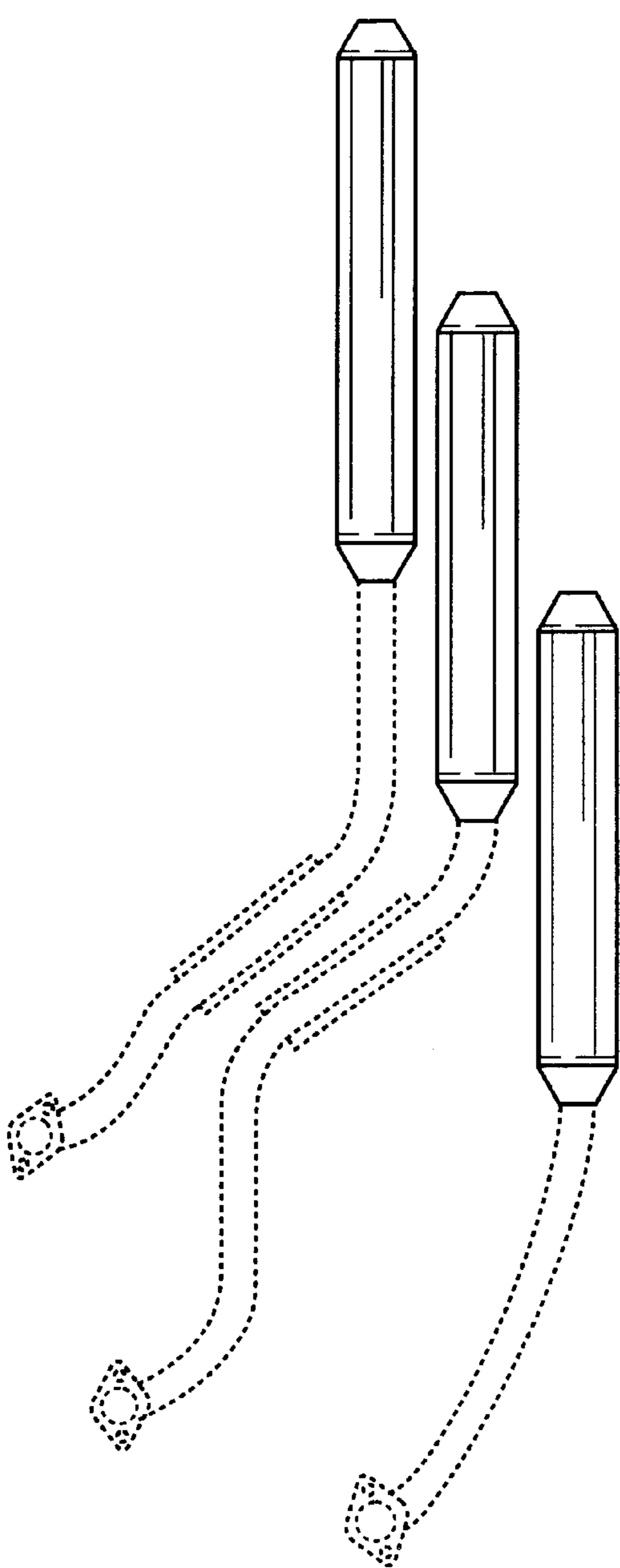


FIG. 5

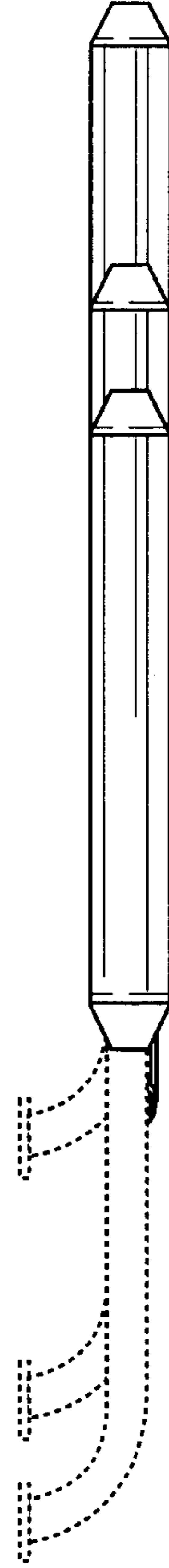


FIG. 7

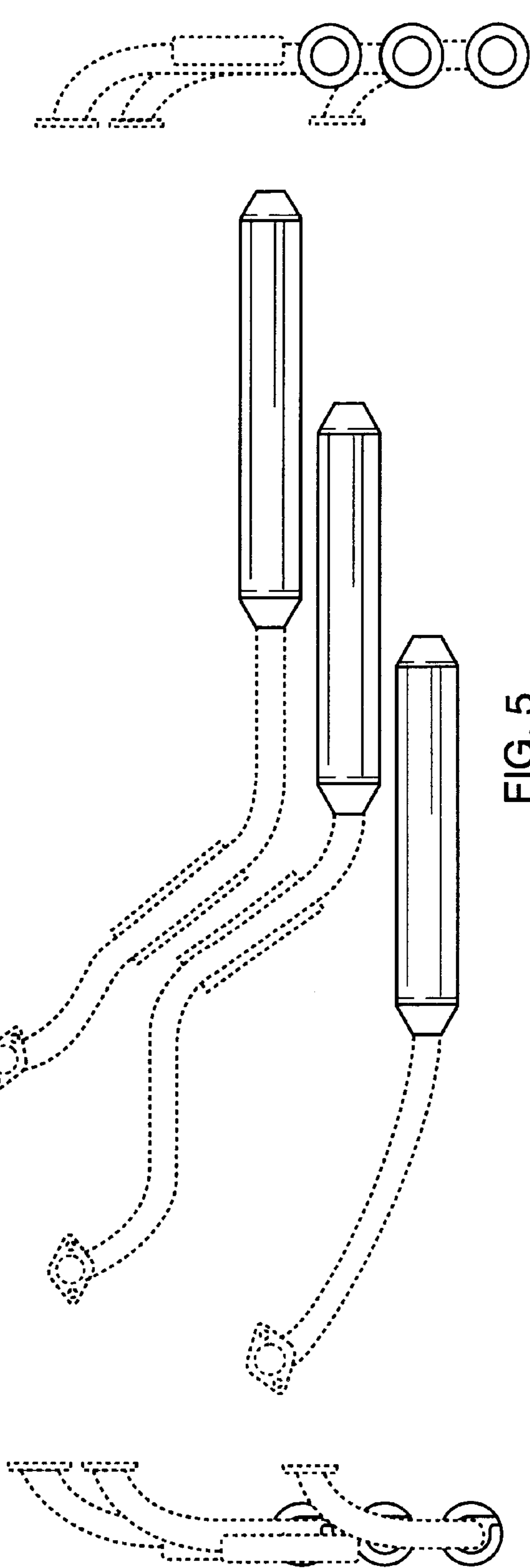


FIG. 6

FIG. 4