

US00D505359S

(12) **United States Design Patent**
Suzuki et al.

(10) **Patent No.:** **US D505,359 S**
(45) **Date of Patent:** **** May 24, 2005**

(54) **AUTOMOBILE**

D492,915 S * 7/2004 Hara et al. D12/91

(75) Inventors: **Hiroshi Suzuki**, Aichi-ken (JP);
Takumi Ichikawa, Aichi-ken (JP)

(73) Assignee: **Toyota Jidosha Kabushiki Kaisha**,
Aichi-ken (JP)

(**) Term: **14 Years**

(21) Appl. No.: **29/180,077**

(22) Filed: **Apr. 21, 2003**

(51) **LOC (7) Cl.** **12-08**

(52) **U.S. Cl.** **D12/91**

(58) **Field of Search** D12/90-92, 86;
D21/424, 433; 296/185

(56) **References Cited**

U.S. PATENT DOCUMENTS

D385,245 S	10/1997	Gallitzendoerfer et al.	D12/196
D469,038 S	1/2003	Mattin et al.	D12/91
D476,269 S	* 6/2003	Suzuki et al.	D12/91
D479,491 S	9/2003	Kato et al.	D12/91
D481,332 S	10/2003	Miyazaki et al.	D12/91
D491,105 S	* 6/2004	Kim et al.	D12/91

OTHER PUBLICATIONS

Brochure of Lexus RX, 2001.
Motor Magazine, Nov. 15, 1997, p. 15.

* cited by examiner

Primary Examiner—Melody N. Brown
(74) *Attorney, Agent, or Firm*—Finnegan, Henderson,
Farabow, Garrett & Dunner, L.L.P.

(57) **CLAIM**

The ornamental design for an automobile, as shown and described.

DESCRIPTION

FIG. 1 is a left front perspective view of an automobile showing our new design;
FIG. 2 is a left rear perspective view thereof;
FIG. 3 is a rear elevational view thereof;
FIG. 4 is a front elevational view thereof;
FIG. 5 is a side elevational view thereof; and,
FIG. 6 is a top plan view thereof.

1 Claim, 2 Drawing Sheets





FIG. 1



FIG. 2




FIG. 3




FIG. 4




FIG. 5

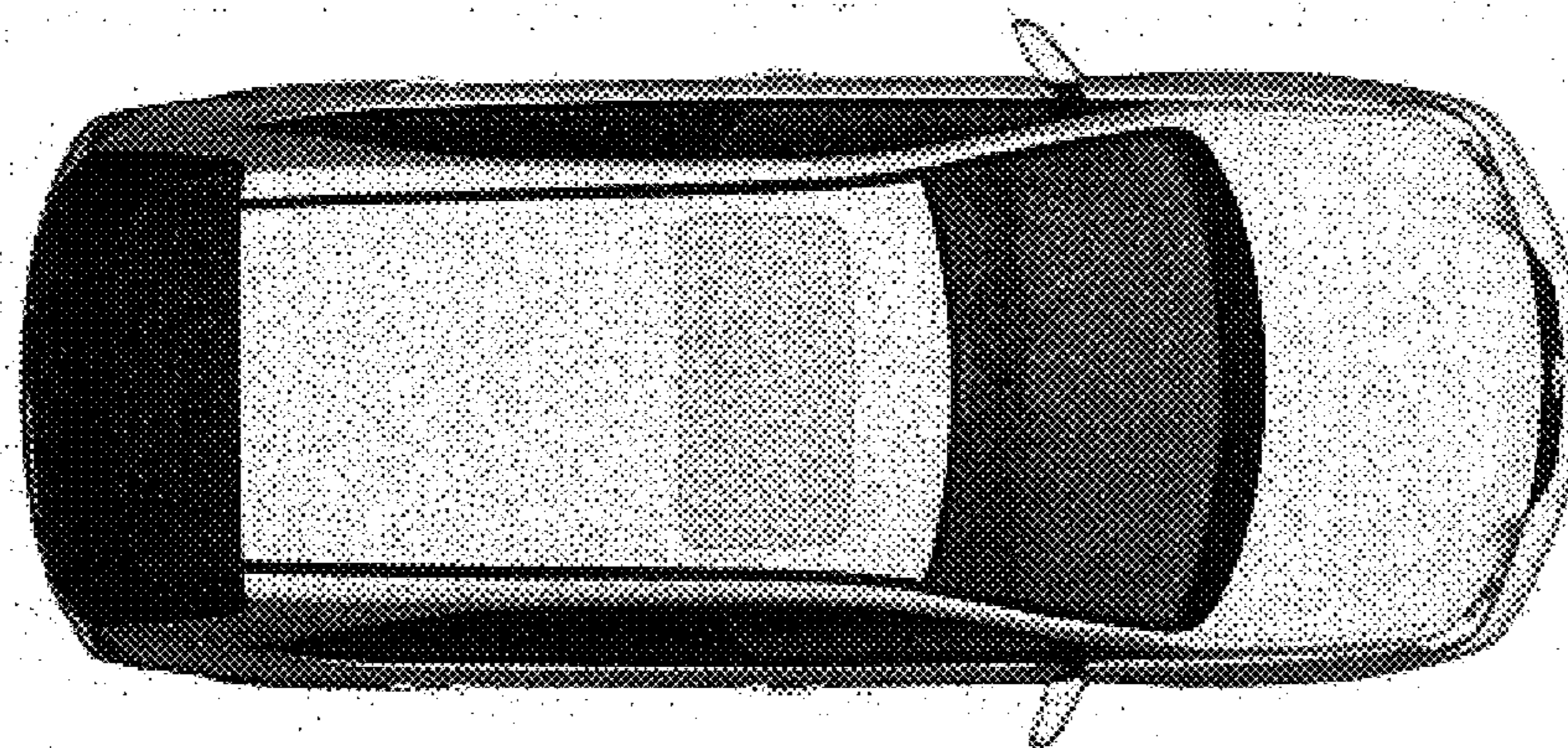


FIG. 6