

US00D505354S

(12) **United States Design Patent**  
**Nussbaumer**

(10) **Patent No.:** **US D505,354 S**  
(45) **Date of Patent:** **\*\* May 24, 2005**

(54) **WATCH BRACELET**

(75) **Inventor:** **Nicolas-Barth Nussbaumer**, Neuchatel (CH)

(73) **Assignee:** **Tag Heuer SA**, Marin (CH)

(\*\*) **Term:** **14 Years**

(21) **Appl. No.:** **29/189,699**

(22) **Filed:** **Sep. 8, 2003**

(30) **Foreign Application Priority Data**

Mar. 28, 2003 (WO) ..... DM/063 874

(51) **LOC (7) Cl.** ..... **11-01**

(52) **U.S. Cl.** ..... **D11/12; D11/3**

(58) **Field of Search** ..... **D11/1-25, 91-94; 63/3-4, 9, 21, 38; 59/80**

(56) **References Cited**

**U.S. PATENT DOCUMENTS**

- 258,084 A \* 5/1882 Lederer ..... 59/80
- D108,891 S \* 3/1938 Prestinari ..... D11/12
- D221,016 S \* 6/1971 Poon ..... D11/17
- D221,017 S \* 6/1971 Poon ..... D11/17
- D288,066 S \* 2/1987 Kanoui ..... D11/12
- D474,707 S \* 5/2003 Sciacca ..... D11/3

**OTHER PUBLICATIONS**

Bailey Banks & Biddle Catalogue; 2001; p. 19; Longines Ladies La Grande Classique; top right corner of page; from Google Catalogues.\*

\* cited by examiner

*Primary Examiner*—Cathy Anne MacCormac

*Assistant Examiner*—Melanie Levy

(74) *Attorney, Agent, or Firm*—Stroock & Stroock & Lavan LLP

(57) **CLAIM**

The ornamental design for a watch bracelet, as shown and described.

**DESCRIPTION**

FIG. 1 is a perspective view of the watch bracelet in accordance with the present invention.

FIG. 2 is a front view of the watch bracelet depicted in FIG. 1;

FIG. 3 is a back view of the watch bracelet depicted in FIG. 1;


FIG. 4 is a left-side view of the watch bracelet depicted in FIG. 1;

FIG. 5 is a right-side view of the watch bracelet depicted in FIG. 1;

FIG. 6 is a top view of the watch bracelet depicted in FIG. 1; and,

FIG. 7 is a bottom view of the watch bracelet depicted in FIG. 1.

**1 Claim, 7 Drawing Sheets**






FIG. 1




FIG. 2




FIG. 3




FIG. 4



FIG. 5



FIG. 6



FIG. 7