

US00D505343S

(12) **United States Design Patent**
Roher et al.

(10) **Patent No.:** **US D505,343 S**

(45) **Date of Patent:** **** May 24, 2005**

(54) **CONTROL DEVICE**

(75) Inventors: **Michael Allen Roher**, Fort Wayne, IN (US); **Moira Ann Buckley**, East Syracuse, NY (US); **John Boyd Havener**, Indianapolis, IN (US)

(73) Assignee: **Carrier Corporation**, Farmington, CT (US)

(**) Term: **14 Years**

(21) Appl. No.: **29/197,593**

(22) Filed: **Jan. 17, 2004**

(51) **LOC (7) Cl.** **10-04**

(52) **U.S. Cl.** **D10/50**

(58) **Field of Search** D10/50; 236/46 R, 236/47, 49.3, 78 R, 94 D, 94, 1 C; 337/345, 392, 398

(56) **References Cited**

U.S. PATENT DOCUMENTS

- D361,287 S * 8/1995 Guy et al. D10/50
- 5,673,850 A * 10/1997 Uptegraph 236/46 R
- 5,873,519 A * 2/1999 Beilfuss 236/46 R
- D415,044 S * 10/1999 Brechbill et al. D10/50
- D429,169 S * 8/2000 Ohlwine et al. D10/50
- 6,164,374 A * 12/2000 Rhodes et al. 236/94

- D447,963 S * 9/2001 Ingebritson D10/50
- D457,820 S * 5/2002 Amborn et al. D10/49
- 6,513,723 B1 * 2/2003 Mueller et al. 236/46 R
- D496,592 S * 9/2004 Svennberg D10/50
- D496,593 S * 9/2004 Stekelenburg D10/50
- D498,426 S * 11/2004 Svennberg D10/50
- 6,814,299 B1 * 11/2004 Carey 236/46 R

* cited by examiner

Primary Examiner—Antoine D. Davis

(57) **CLAIM**

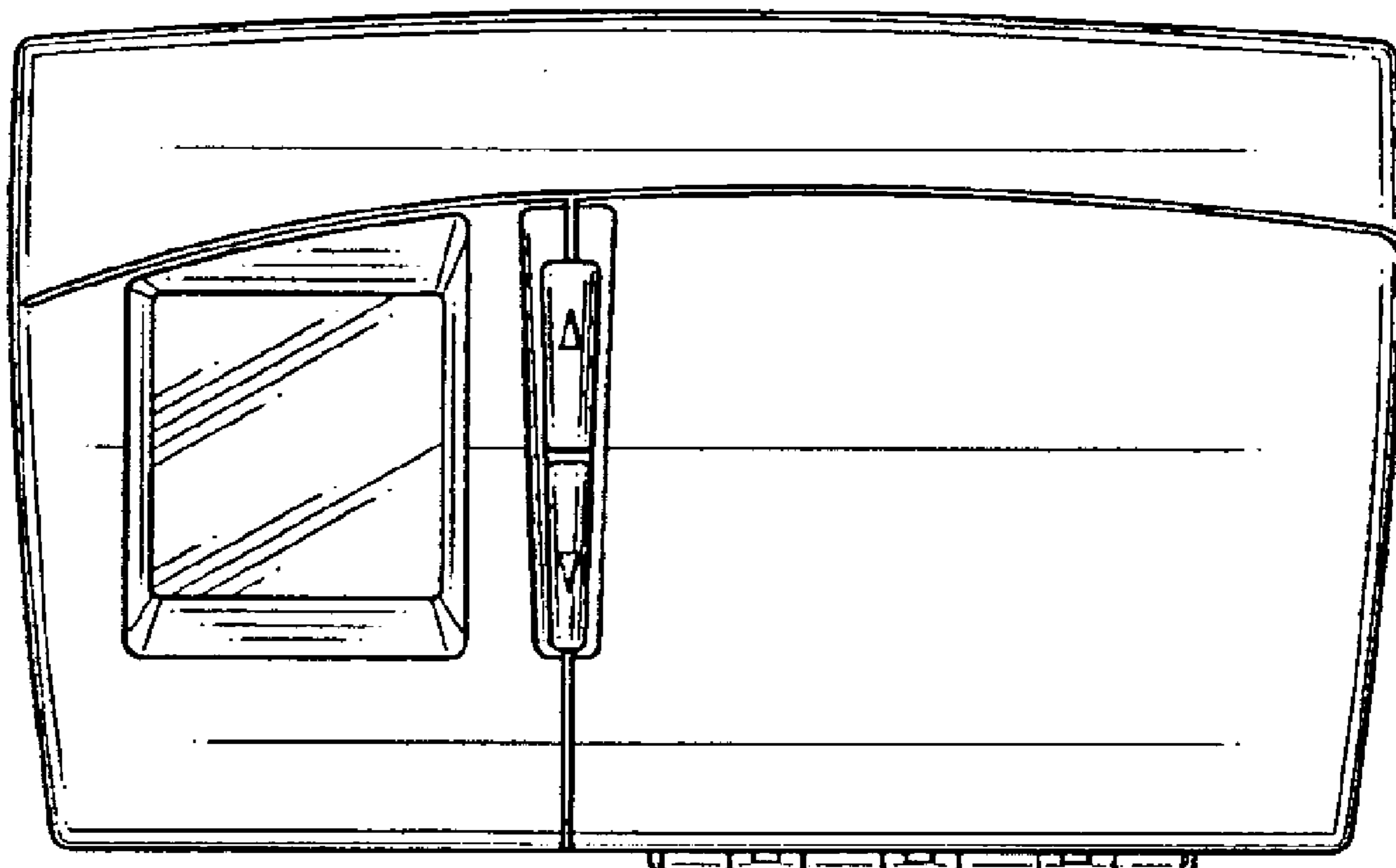
The ornamental design for a control device, as shown and described.

DESCRIPTION

The present design is embodied in a control device for use in heating, ventilating and air conditioning systems.

FIG. 1 is a front elevational view of the control device;
 FIG. 2 is a top elevational view of the control device;
 FIG. 3 is a bottom elevational view of the control device;
 FIG. 4 is a left side elevational view of the control device;
 FIG. 5 is a right side elevational view of the control device;
 FIG. 6 is a front elevational view of the control device when a front cover is rotated about a hinge to reveal an interior control panel; and,
 FIG. 7 is a front elevation view of the control device shown in a condition of use.

1 Claim, 2 Drawing Sheets



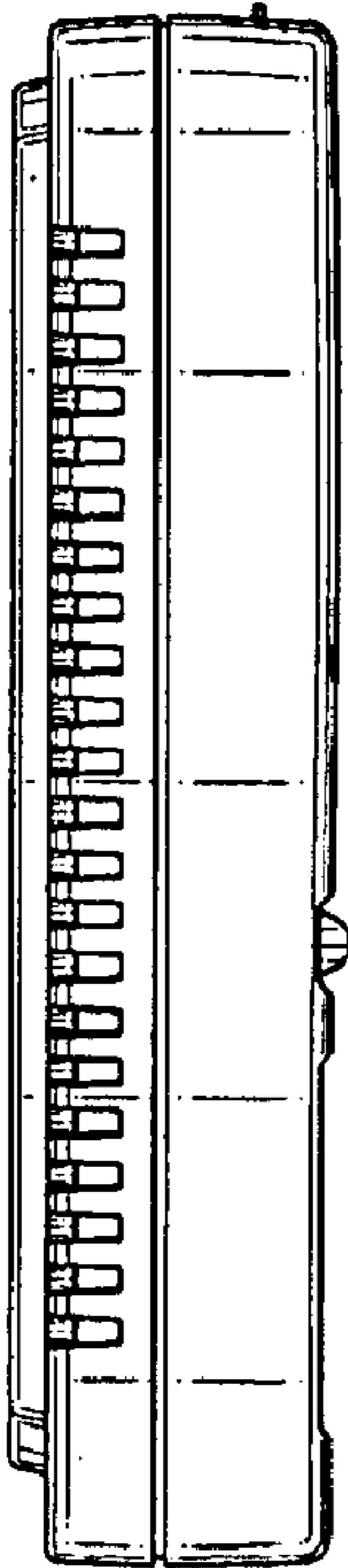


FIG. 2




FIG. 4

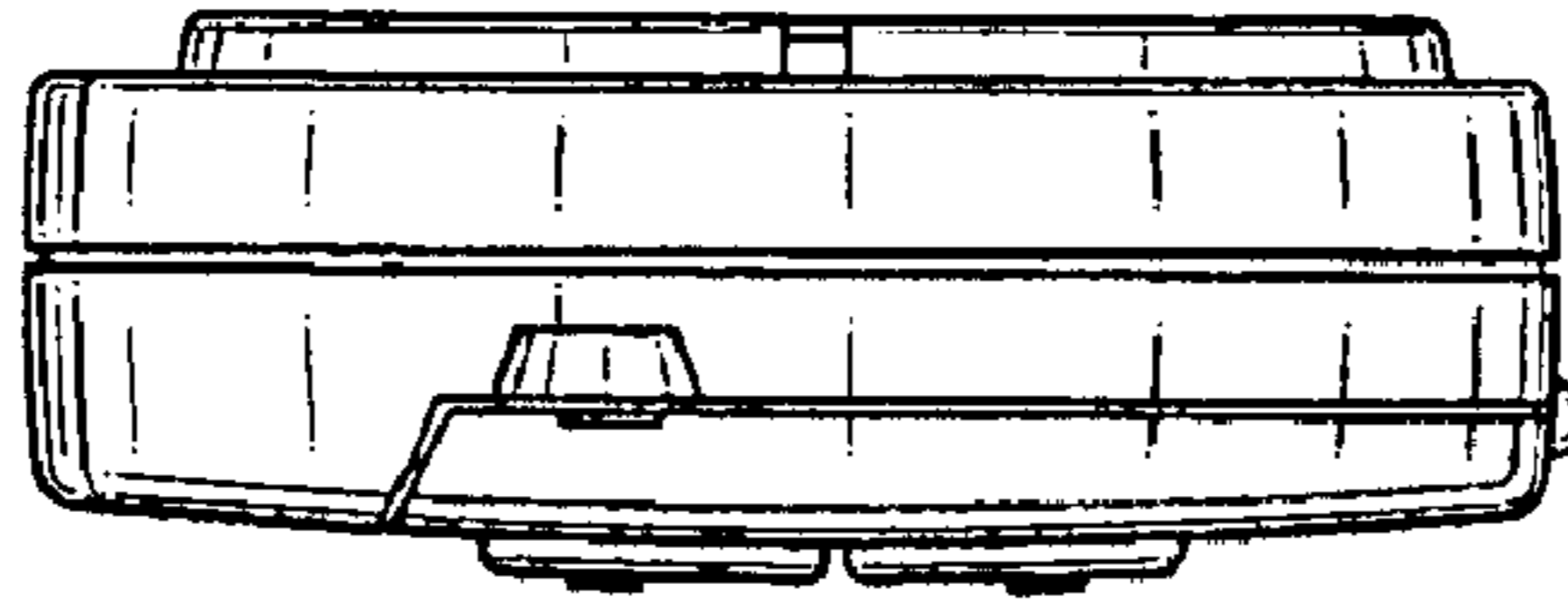


FIG. 5

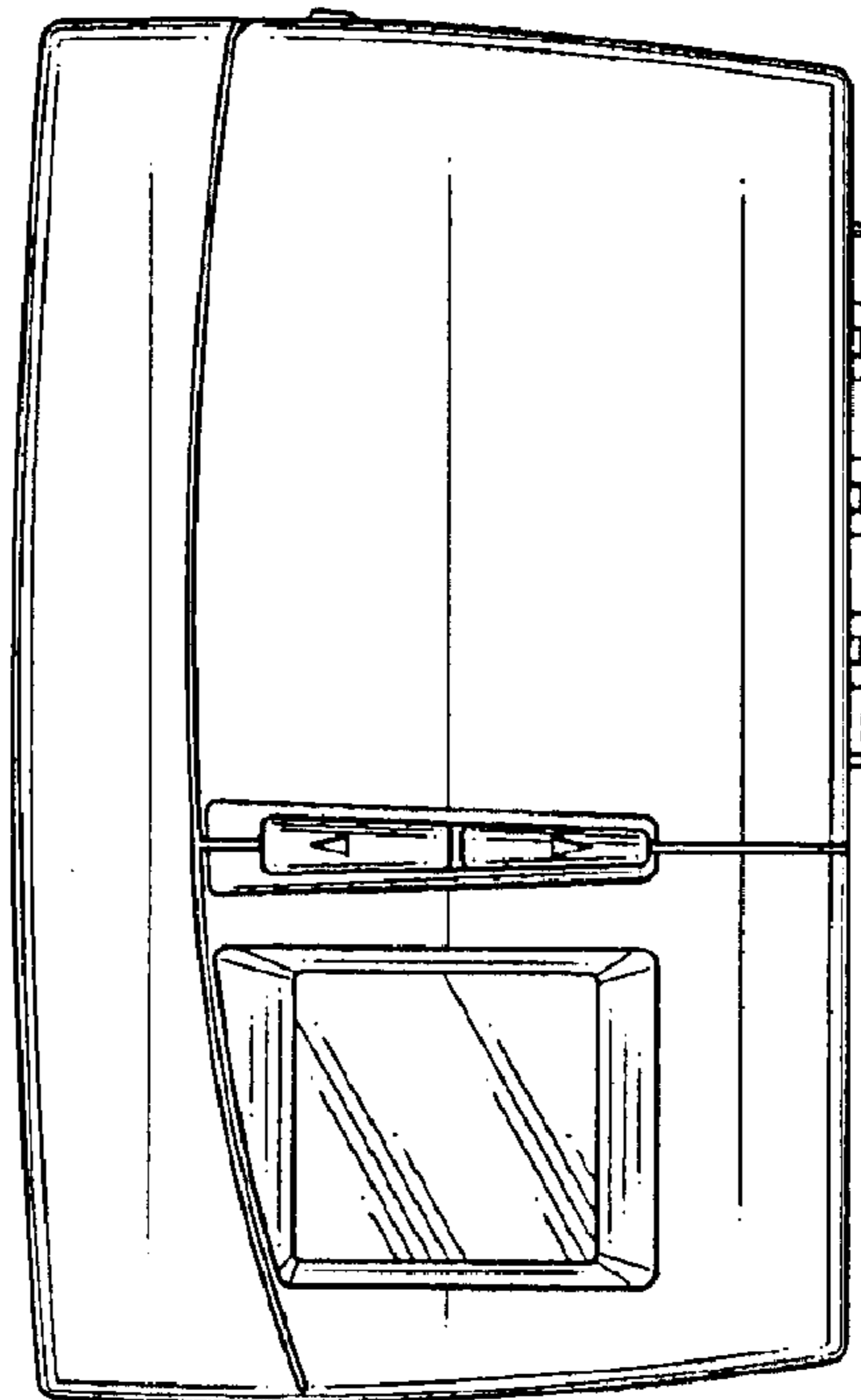


FIG. 1

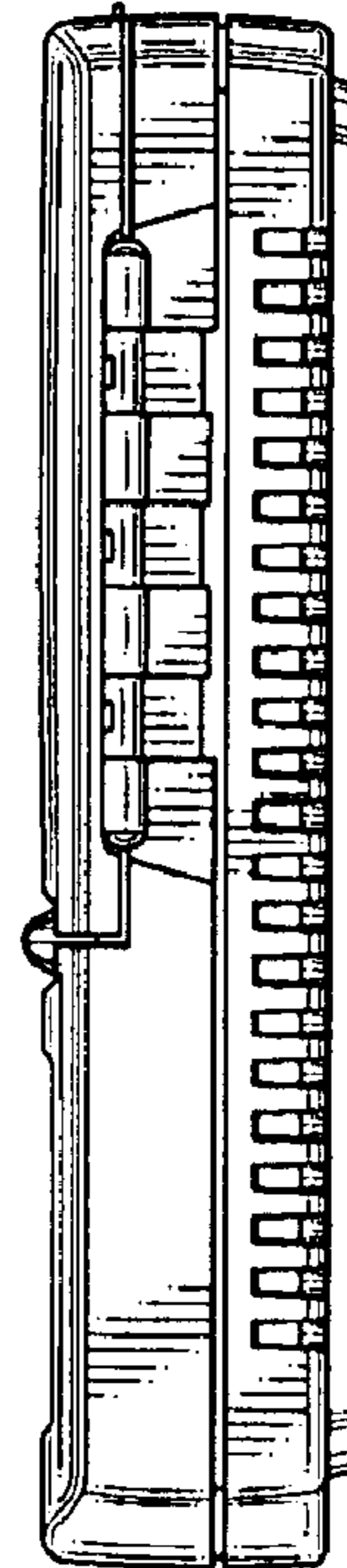


FIG. 3

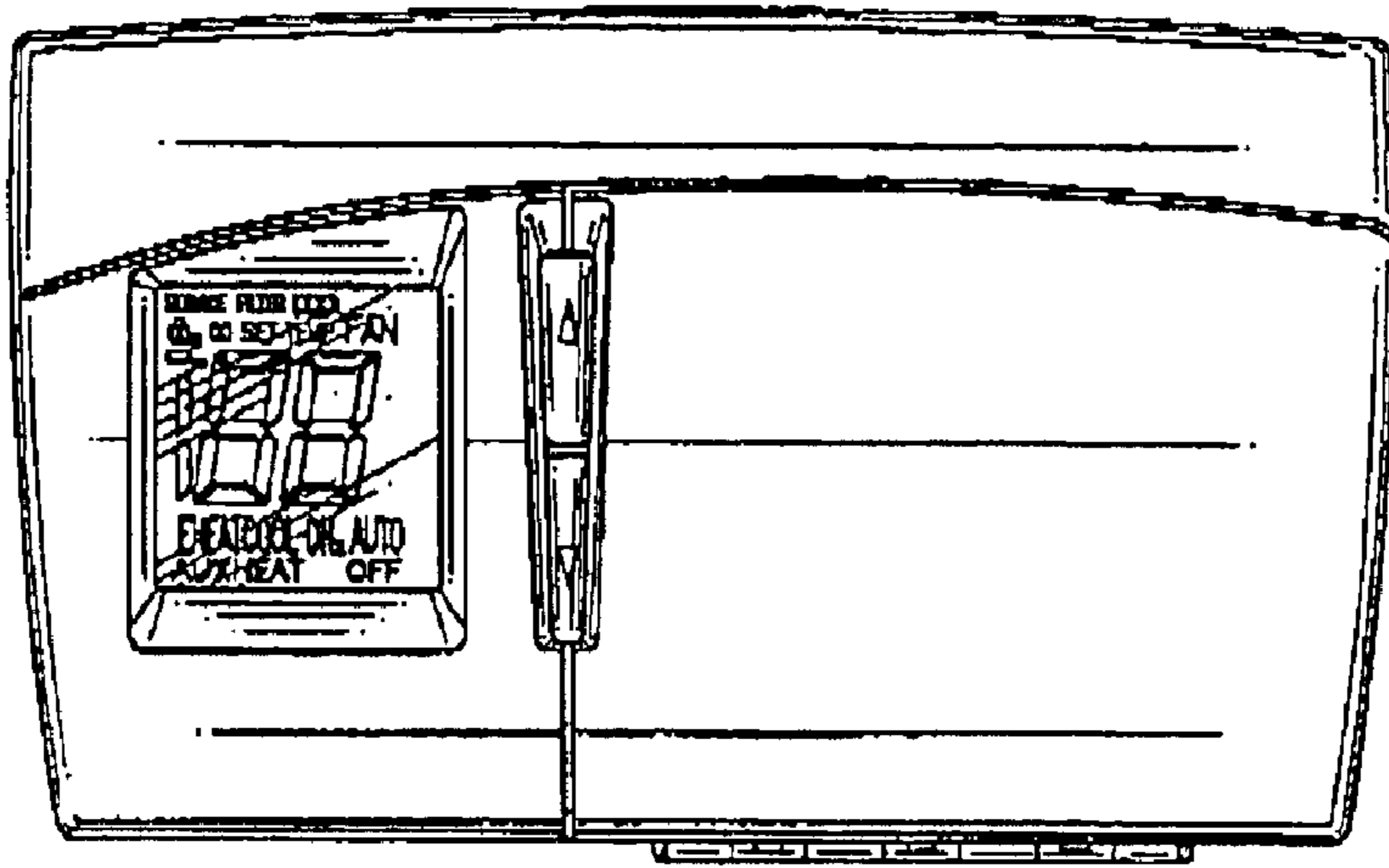


FIG. 7

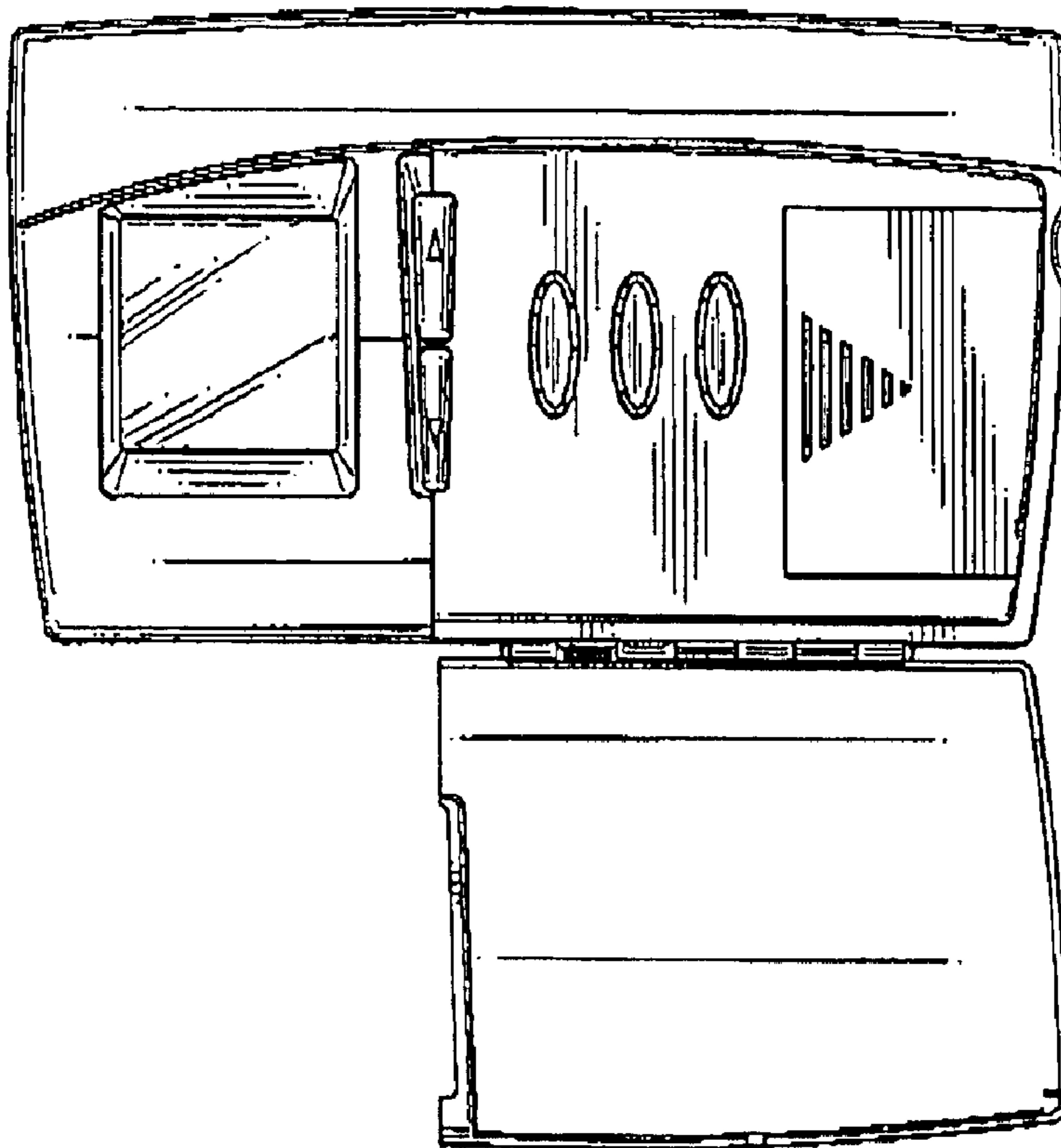


FIG. 6