

US00D505339S

(12) **United States Design Patent**  
**Lui**

(10) **Patent No.:** **US D505,339 S**

(45) **Date of Patent:** **\*\* May 24, 2005**

(54) **CLOCK**

(75) **Inventor:** **Chi Wai Lui, Hong Kong (CN)**

(73) **Assignee:** **Polyland Industries Limited, Kowloon (HK)**

(\*\*) **Term:** **14 Years**

(21) **Appl. No.:** **29/194,143**

(22) **Filed:** **Nov. 19, 2003**

(30) **Foreign Application Priority Data**

May 27, 2003 (HK) ..... 0310783

(51) **LOC (7) Cl.** ..... **10-01**

(52) **U.S. Cl.** ..... **D10/6**

(58) **Field of Search** ..... D10/30-39; 368/280-282,  
368/276-277, 285, 293-294

(56) **References Cited**

**U.S. PATENT DOCUMENTS**

D62,839 S \* 8/1923 McDaniel ..... D10/2  
D91,101 S \* 11/1933 Covone ..... D10/6  
D107,943 S \* 1/1938 Bloom ..... D10/33

D210,689 S \* 4/1968 Rhoads ..... D10/92  
D211,894 S \* 8/1968 Tokar ..... D10/5  
D369,573 S \* 5/1996 Sorce ..... D11/133  
D371,975 S \* 7/1996 Dukstra ..... D10/12  
D383,395 S \* 9/1997 Giesbrecht ..... D10/6  
D412,668 S \* 8/1999 Swash et al. .... D10/6  
D483,068 S \* 12/2003 Magee ..... D19/78

\* cited by examiner

*Primary Examiner*—Nelson C. Holtje

(74) *Attorney, Agent, or Firm*—Alix, Yale & Ristas, LLP


(57) **CLAIM**

The ornamental design for a clock, as shown and described.

**DESCRIPTION**

FIG. 1 is a front view of the clock showing my new design; FIG. 2 is a rear view of the clock of FIG. 1; FIG. 3 is a right side view of the clock of FIG. 1; FIG. 4 is a left side view of the clock of FIG. 1; FIG. 5 is a top plan view of the clock of FIG. 1; FIG. 6 is a bottom plan view of the clock of FIG. 1; and, FIG. 7 is a perspective view of the clock of FIG. 1.

**1 Claim, 7 Drawing Sheets**






Figure 1




Figure 2




Figure 3




Figure 4




Figure 5




Figure 6



Figure 7