

US00D505333S

(12) **United States Design Patent** (10) **Patent No.:** **US D505,333 S**  
**Bretz et al.** (45) **Date of Patent:** **\*\* May 24, 2005**

(54) **BOTTLE**

(75) Inventors: **John M. Bretz**, Crystal Lake, IL (US);  
**John L. Konieczka**, Lake Barrington,  
IL (US); **Scott A. Schoessel**, Evanston,  
IL (US); **Jill Maine**, Chicago, IL (US);  
**Roland Charriez**, Mohegan Lake, NY  
(US)

(73) Assignee: **Stokely-Van Camp, Inc.**, Chicago, IL  
(US)

(\*\*) Term: **14 Years**

(21) Appl. No.: **29/209,924**

(22) Filed: **Jul. 23, 2004**

D397,614 S \* 9/1998 Krishnakumar et al. .... D9/520  
D416,198 S 11/1999 Lindsay et al.  
6,044,996 A \* 4/2000 Carew et al. .... 215/381  
D426,460 S 6/2000 Krishnakumar et al.  
D433,322 S 11/2000 Krishnakumar et al.  
D438,455 S 3/2001 Bretz et al.  
D438,456 S 3/2001 Bretz et al.  
D441,641 S 5/2001 Piccioli et al.  
D442,474 S 5/2001 Piccioli et al.  
D445,033 S 7/2001 Bretz et al.  
D446,112 S 8/2001 Bretz et al.  
D446,446 S 8/2001 Bretz et al.  
D446,711 S 8/2001 Bretz et al.  
D456,704 S 5/2002 Ranchetti  
D457,055 S 5/2002 Ranchetti  
D457,056 S 5/2002 Ranchetti  
2002/0104820 A1 8/2002 Hong et al.

\* cited by examiner

**Related U.S. Application Data**

(62) Division of application No. 29/208,467, filed on Jun. 29,  
2004, which is a continuation of application No. 29/169,357,  
filed on Oct. 18, 2002, now abandoned.

(51) **LOC (7) Cl.** ..... **09-01**

(52) **U.S. Cl.** ..... **D9/667; D9/538**

(58) **Field of Search** ..... D9/307, 500-504,  
D9/516-520, 537-543, 549-552, 556-564,  
569-570; 215/379-383, 400; 220/890

(56) **References Cited**

**U.S. PATENT DOCUMENTS**

D294,462 S 3/1988 Ota et al.  
D294,678 S 3/1988 Papa  
D294,679 S 3/1988 Griesing et al.  
D321,830 S \* 11/1991 York et al. .... D9/549  
5,067,622 A 11/1991 Garver et al.  
D369,499 S 5/1996 Scott et al.  
5,762,221 A 6/1998 Tobias et al.

*Primary Examiner*—Sandra L. Morris

(74) *Attorney, Agent, or Firm*—Ryndak & Suri

(57) **CLAIM**

The ornamental design for a bottle, as shown and described.

**DESCRIPTION**

FIG. 1 is a perspective view of a bottle, showing the new design, the broken line showing is for illustrative purposes only, and forms no part of the claimed design;  
FIG. 2 is an elevational view thereof, the opposite elevational view being identical;  
FIG. 3 is another elevational view thereof, representing a partial rotation of the bottle about its vertical axis from the elevational view depicted in FIG. 2, the opposite elevational view being identical;  
FIG. 4 is a top plan view thereof; and,  
FIG. 5 is a bottom plan view thereof.

**1 Claim, 2 Drawing Sheets**

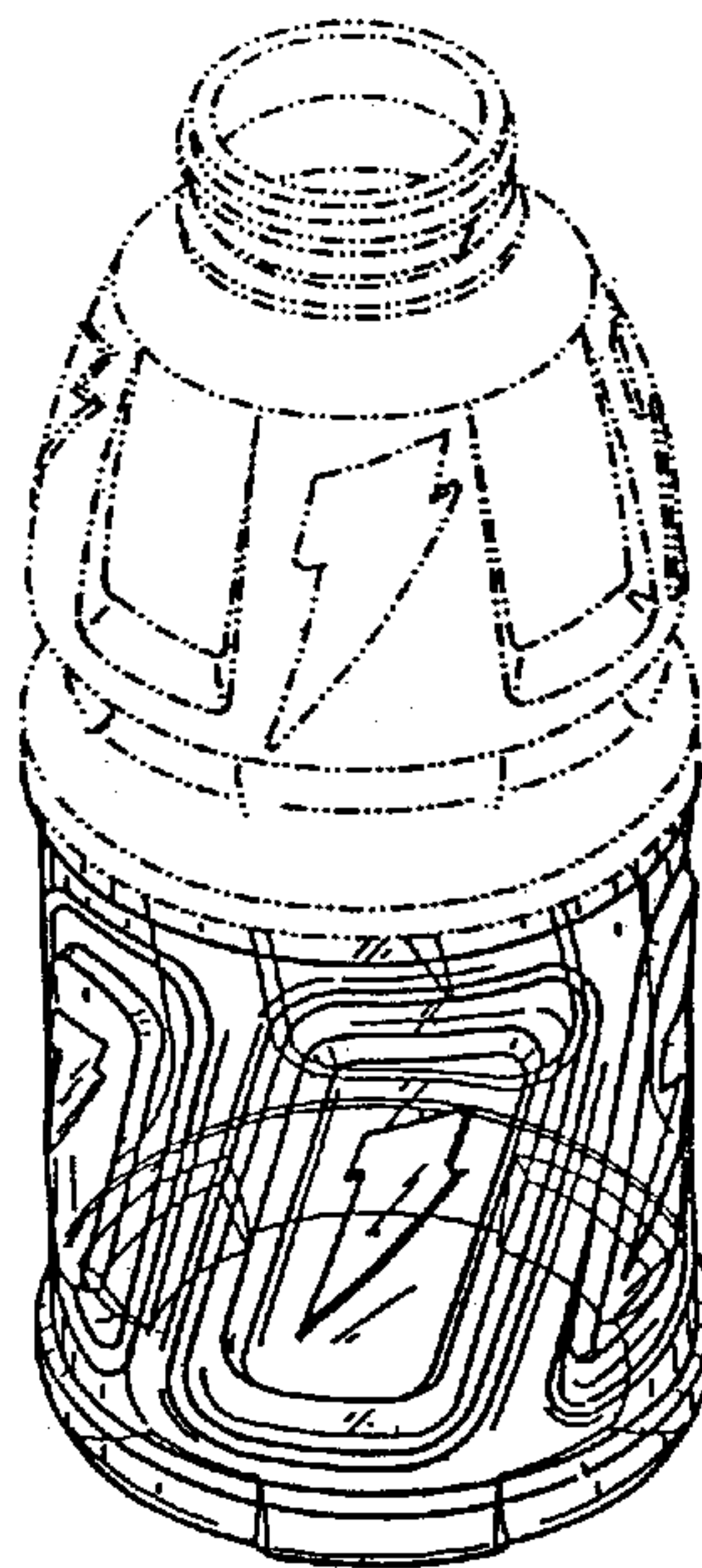


FIG. 1

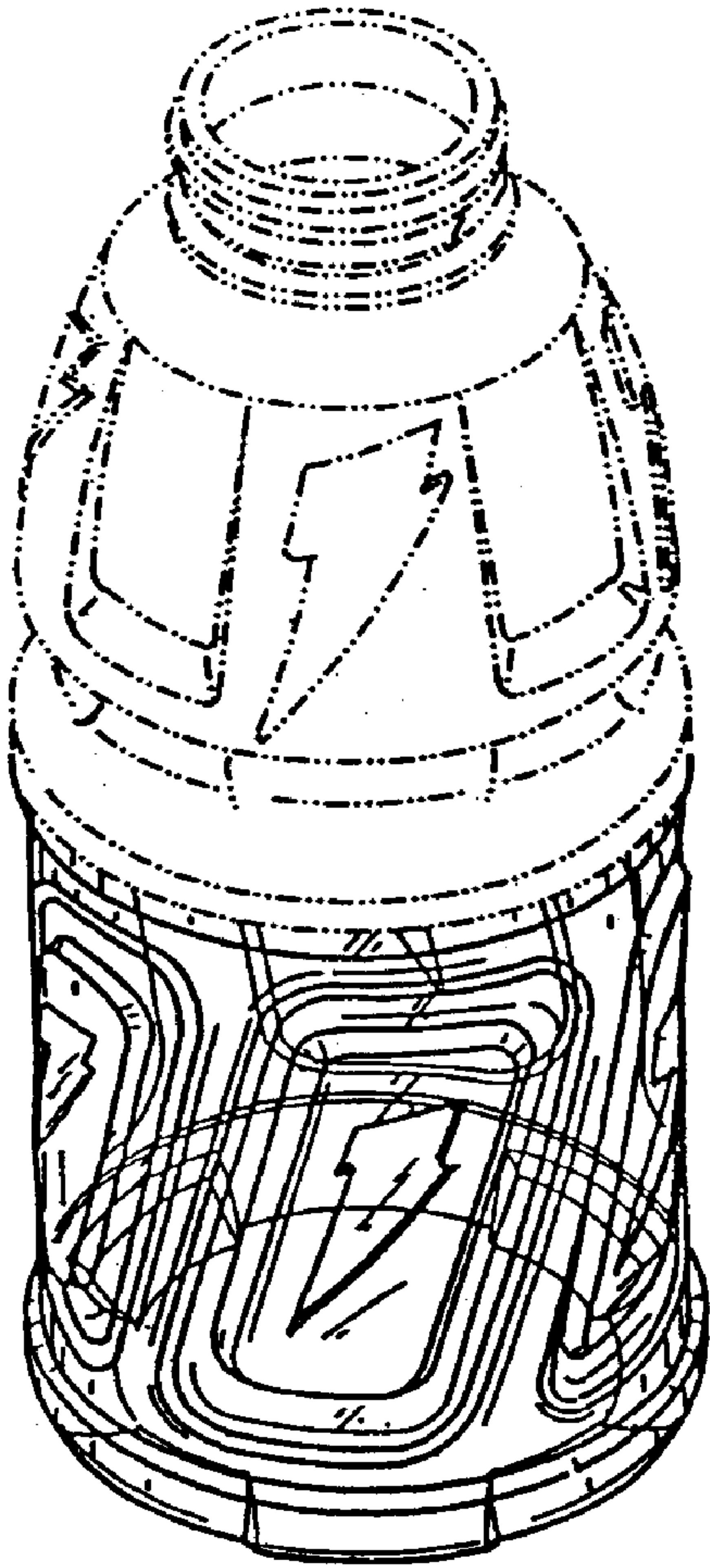


FIG. 2

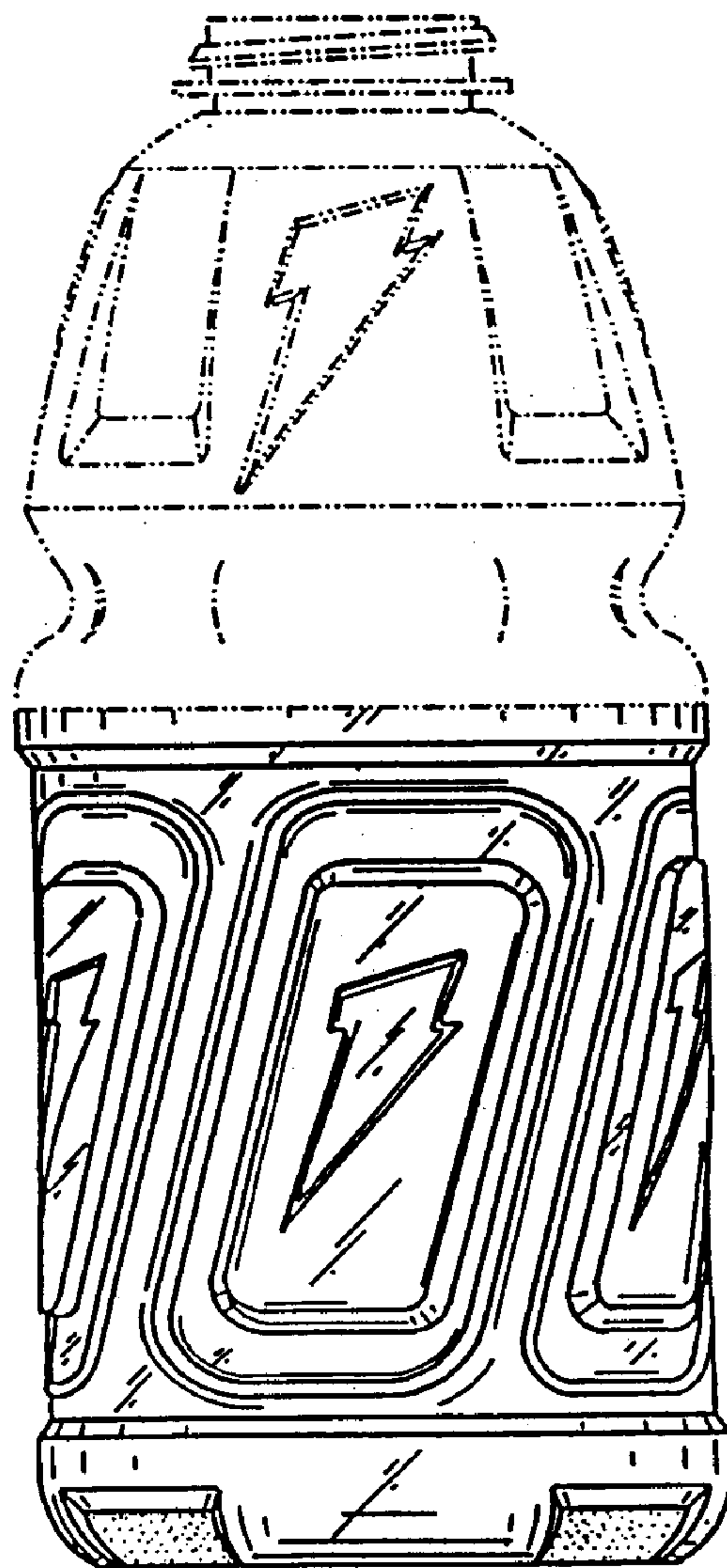


FIG. 3

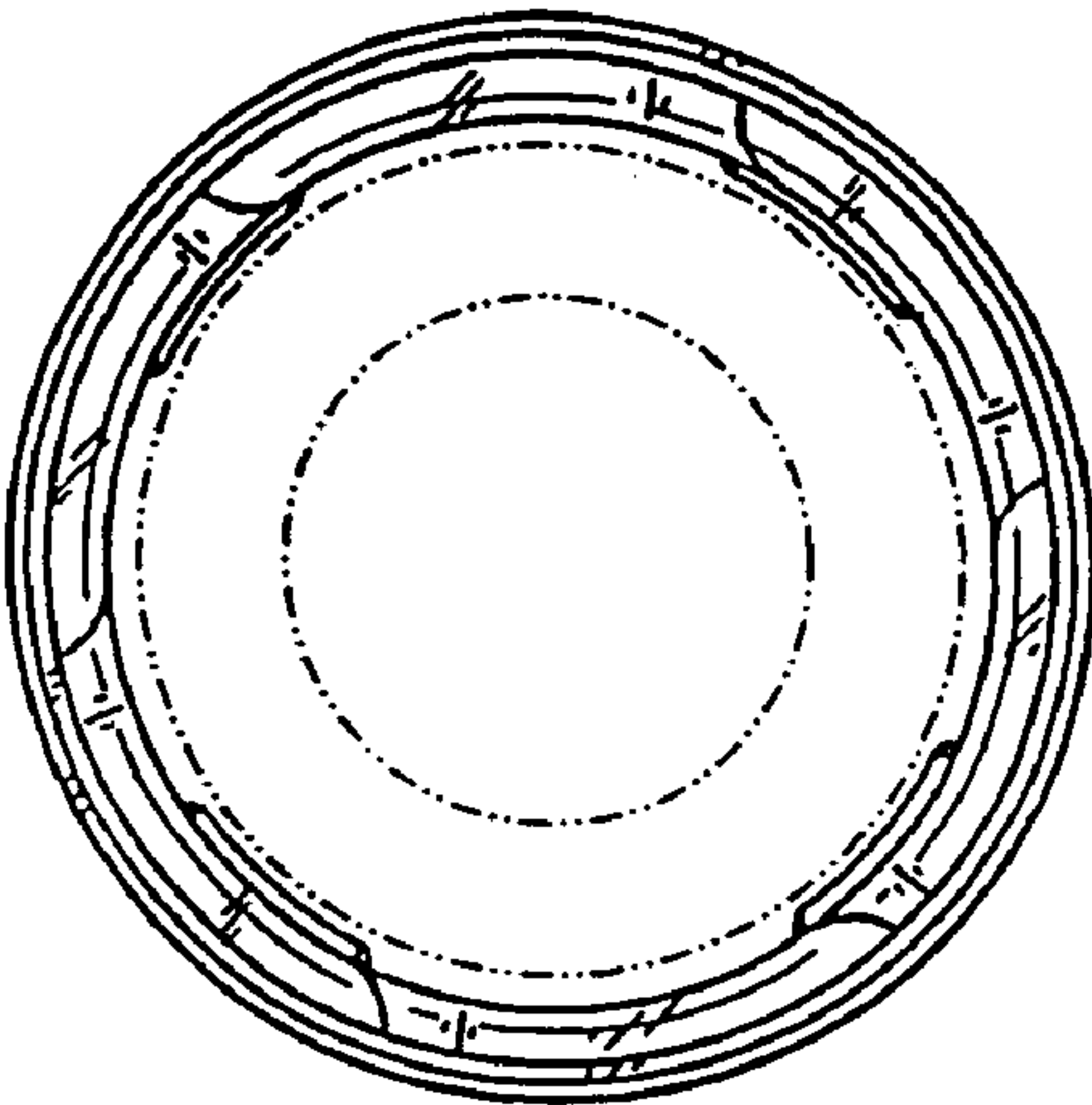
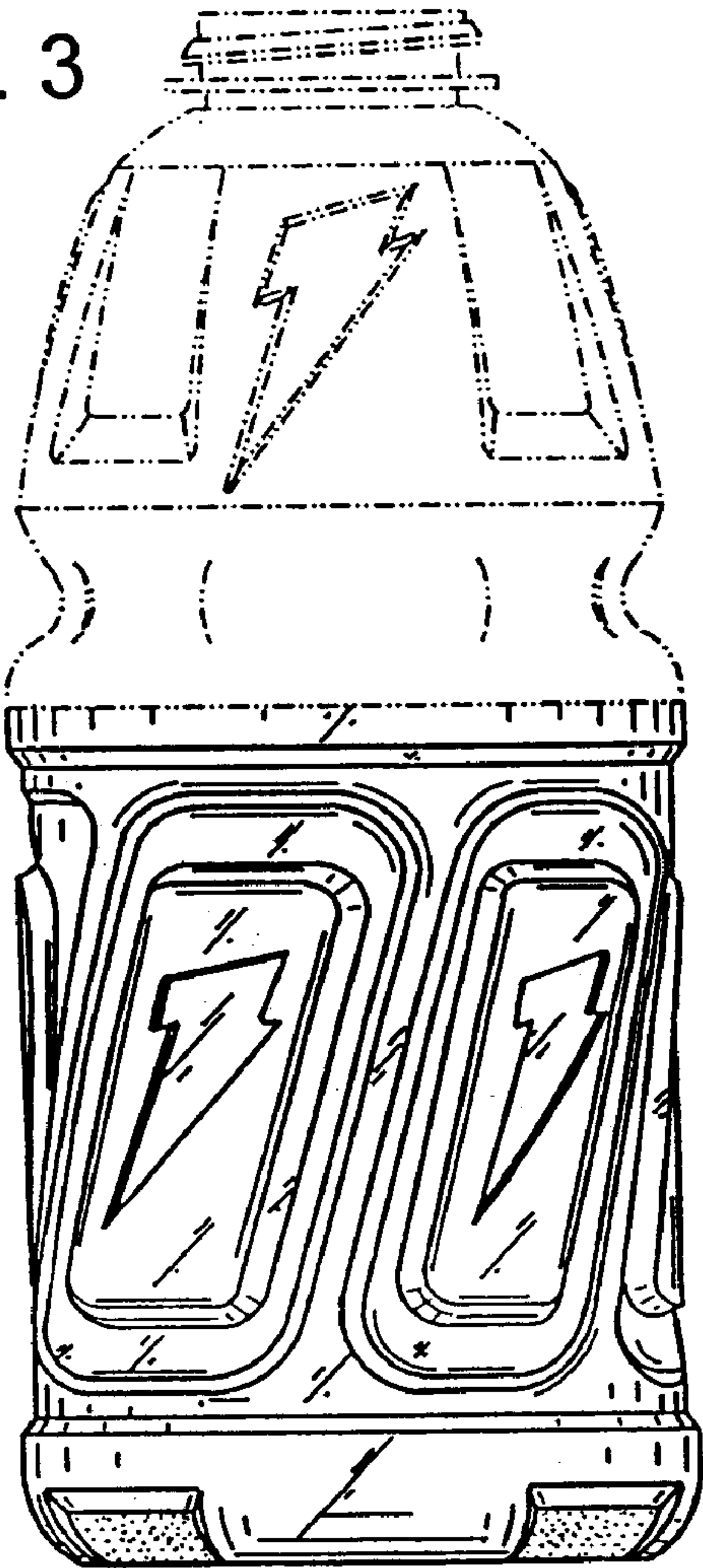


FIG. 4

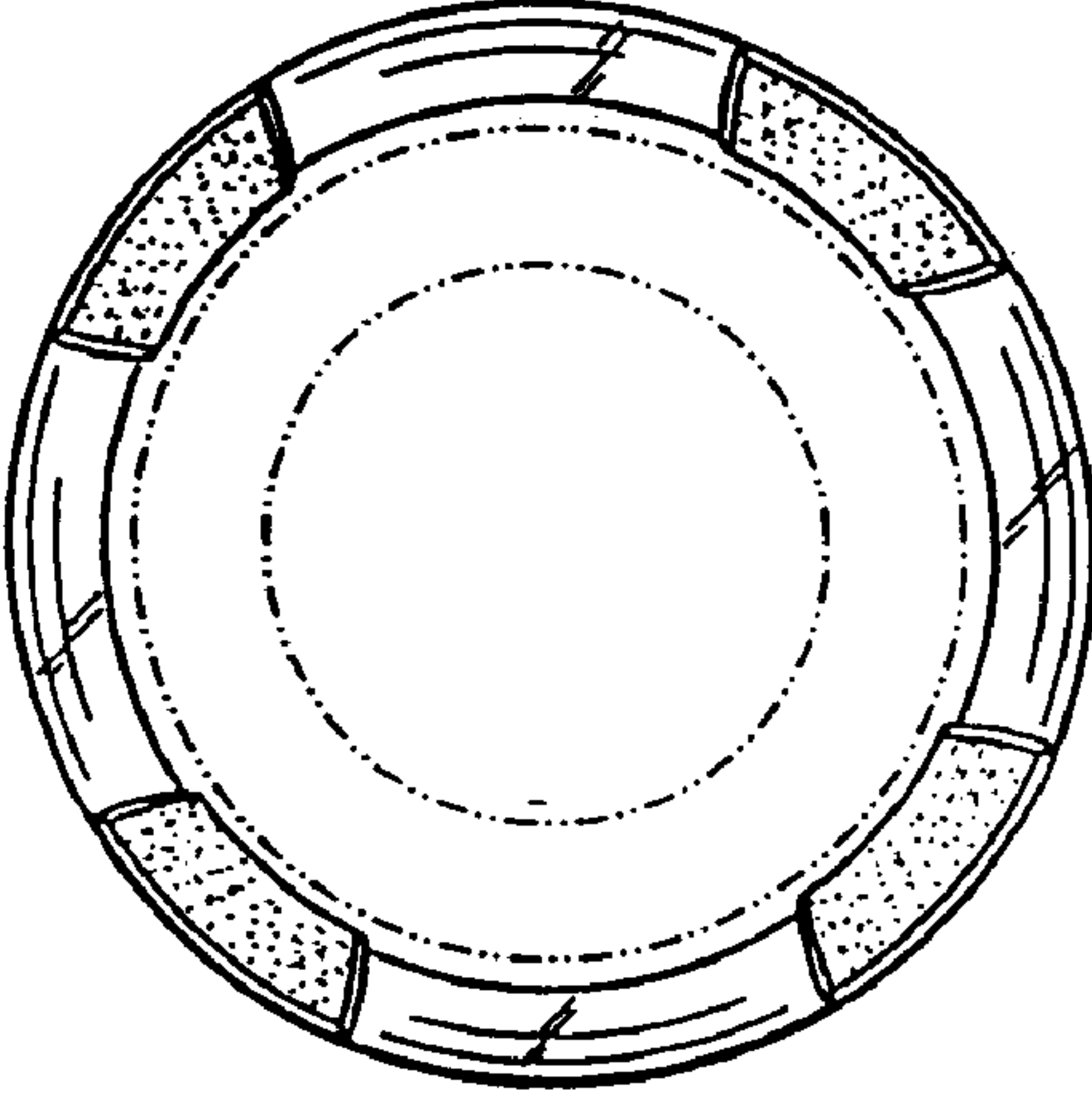


FIG. 5