



US00D505320S

(12) **United States Design Patent**
Gattefosse et al.

(10) **Patent No.:** **US D505,320 S**
(45) **Date of Patent:** **** May 24, 2005**

(54) **PACKAGING FOR A DRUG BLISTER-PACK FOR CLINICAL TRIAL**

(75) Inventors: **Hervé Gattefosse, Villetelle (FR); Patrick Sivera, Saint Sauveur (FR)**

(73) Assignee: **Sanofi-Synthelabo, Paris (FR)**

(**) Term: **14 Years**

(21) Appl. No.: **29/179,601**

(22) Filed: **Apr. 14, 2003**

(30) **Foreign Application Priority Data**

Oct. 14, 2002 (FR) 02 6179
Apr. 14, 2003 (FR) 02 03375

(51) **LOC (7) Cl.** **09-03**

(52) **U.S. Cl.** **D9/341; D9/430**

(58) **Field of Search** D9/341, 345, 347, D9/424, 430, 414; 206/461-467, 526, 528, 531-532, 538-539, 820

(56) **References Cited**

U.S. PATENT DOCUMENTS

D231,089 S * 4/1974 Hill D9/424
4,817,819 A * 4/1989 Kelly 221/2

D414,106 S * 9/1999 Anderson D9/341
D430,794 S * 9/2000 Parent-Inch D9/305
D436,533 S * 1/2001 Correll D9/433
6,338,408 B1 * 1/2002 Anderson 206/538
2002/0166792 A1 * 11/2002 Filion et al. 206/532

* cited by examiner

Primary Examiner—Prabhakar Deshmukh

Assistant Examiner—Daniel Bui

(74) *Attorney, Agent, or Firm*—Young & Thompson

(57) **CLAIM**

The ornamental design for a packaging for a drug blister-pack for clinical trial, as shown and described.

DESCRIPTION

FIG. 1 is a top plan view of packaging for a drug blister-pack for clinical trial, showing our new design;
FIG. 2 is bottom plan view thereof;
FIG. 3 is a front elevational view thereof;
FIG. 4 is a rear elevational view thereof;
FIG. 5 is a side elevational view thereof from the left of FIG. 3, the side opposite that shown in FIG. 5 being the mirror image thereof; and,
FIG. 6 is a perspective view thereof in an open position.

1 Claim, 2 Drawing Sheets

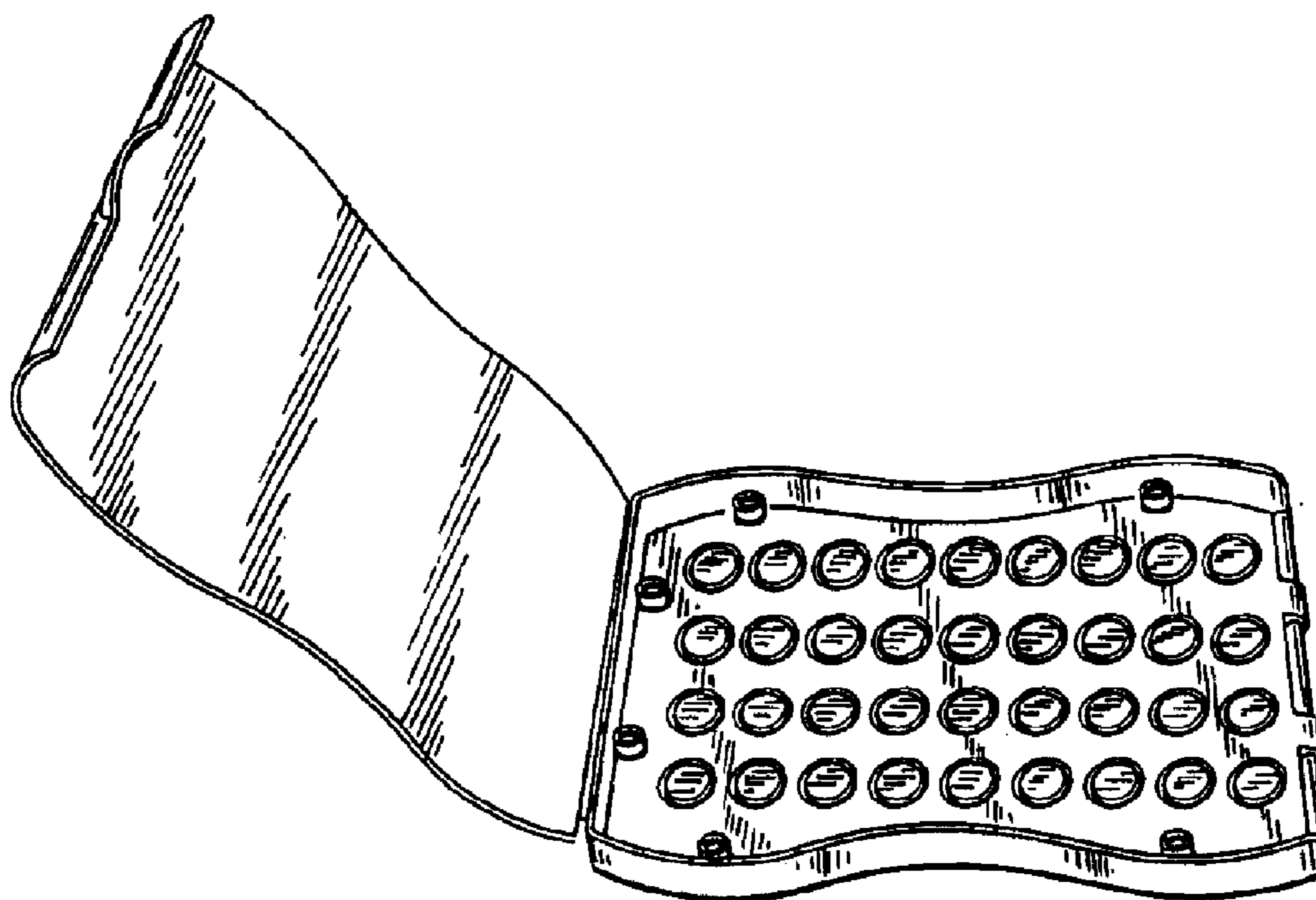


FIG. 1

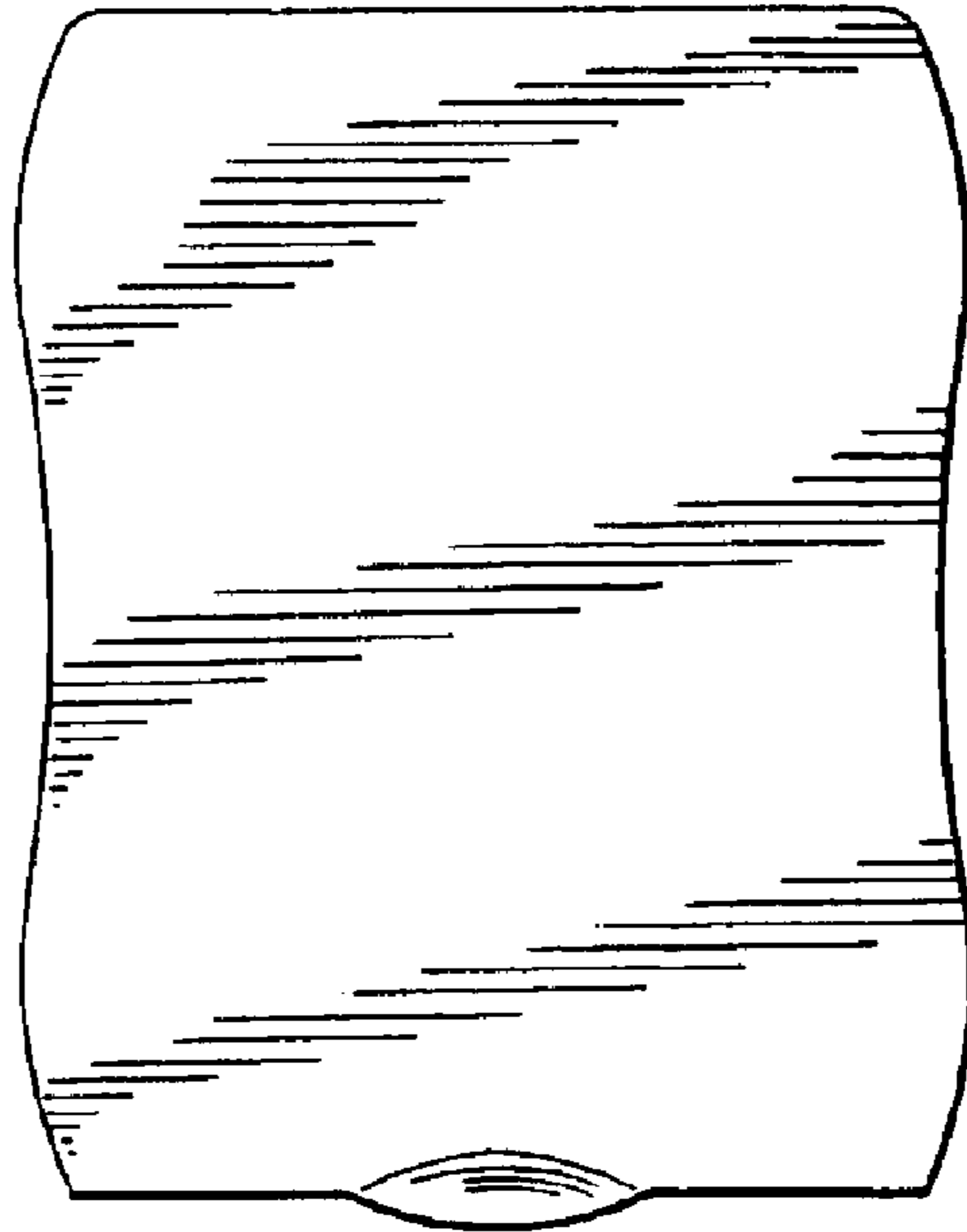


FIG. 2

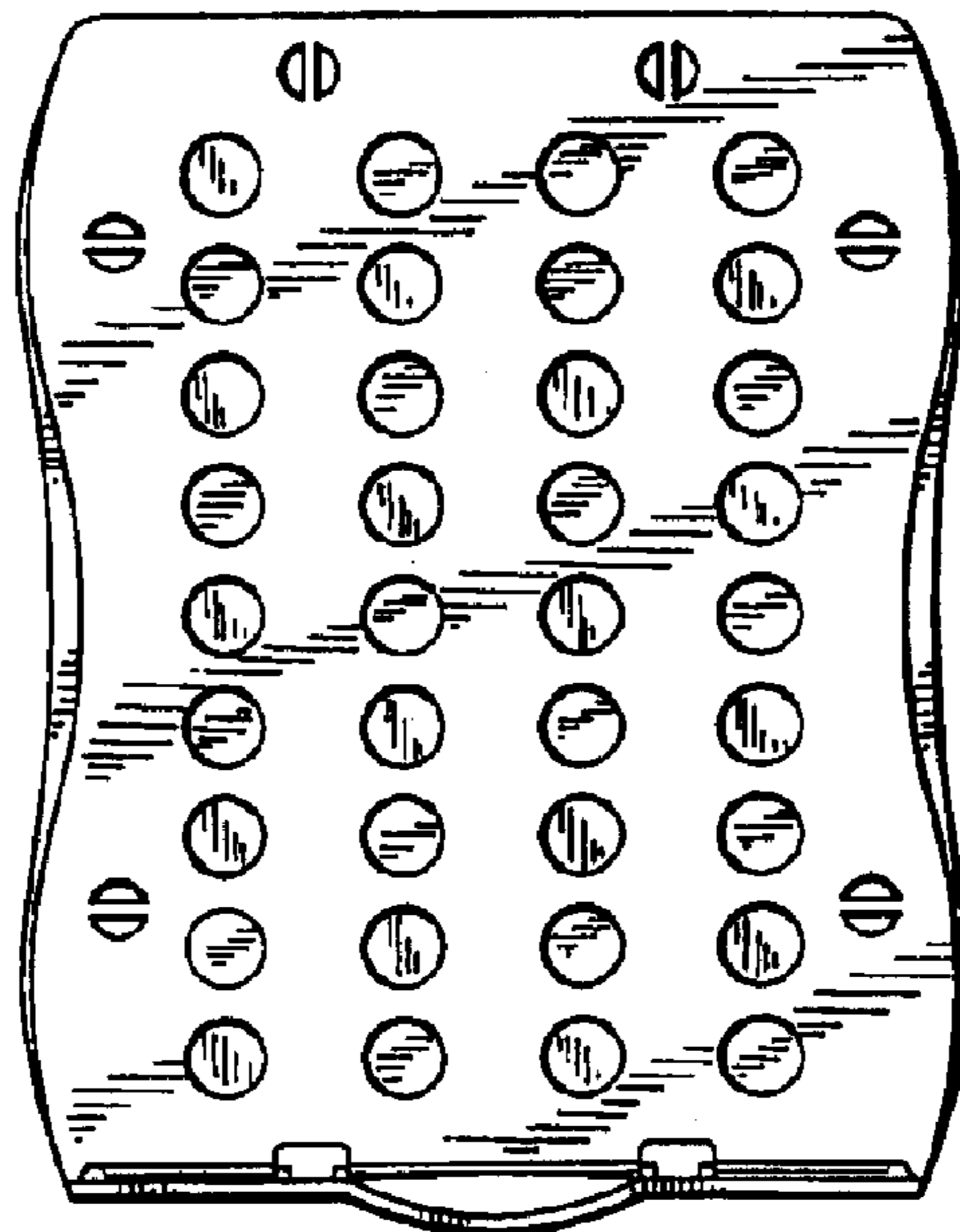


FIG. 3



FIG. 4



FIG. 5



FIG. 6

