

(12) **United States Design Patent** (10) **Patent No.:** **US D505,314 S**
Pollock-Kueny (45) **Date of Patent:** **** May 24, 2005**

(54) **SECURING HOOK**

(76) Inventor: **Jerrold Zachary Pollock-Kueny, P.O.**
Box 489, Carmel, CA (US) 93924

(**) Term: **14 Years**

(21) Appl. No.: **29/201,768**

(22) Filed: **Mar. 19, 2004**

(51) **LOC (7) Cl. 08-05**

(52) **U.S. Cl. D8/367**

(58) **Field of Search D8/367, 339, 343;**
294/19.1; 24/343, 115 R; 248/301, 304;
70/34, 234

(56) **References Cited**

U.S. PATENT DOCUMENTS

D259,700 S * 6/1981 Chasen D8/367
6,193,432 B1 * 2/2001 Kampfert 403/321
6,409,240 B1 * 6/2002 Ferguson 294/19.1
6,533,231 B1 * 3/2003 Kiviniitty 248/304

* cited by examiner

Primary Examiner—Holly Baynham

(74) *Attorney, Agent, or Firm*—LaRiviere, Grubman &
Payne

(57) **CLAIM**

The ornamental design for a securing hook, as shown.

DESCRIPTION

A portion of the disclosure of this patent document contains material which is subject to copyright protection. The copyright owner has no objection to the facsimile reproduction by anyone of the patent document or the patent disclosure, as it appears in the U.S. Patent and Trademark Office patent files or records, but otherwise reserves all copyright rights whatsoever.

FIG. 1 is a perspective view of a securing hook, in accordance with the present invention.

FIG. 2 is a right side view of a securing hook, in accordance with the present invention.

FIG. 3 is a left side view of a securing hook, in accordance with the present invention.

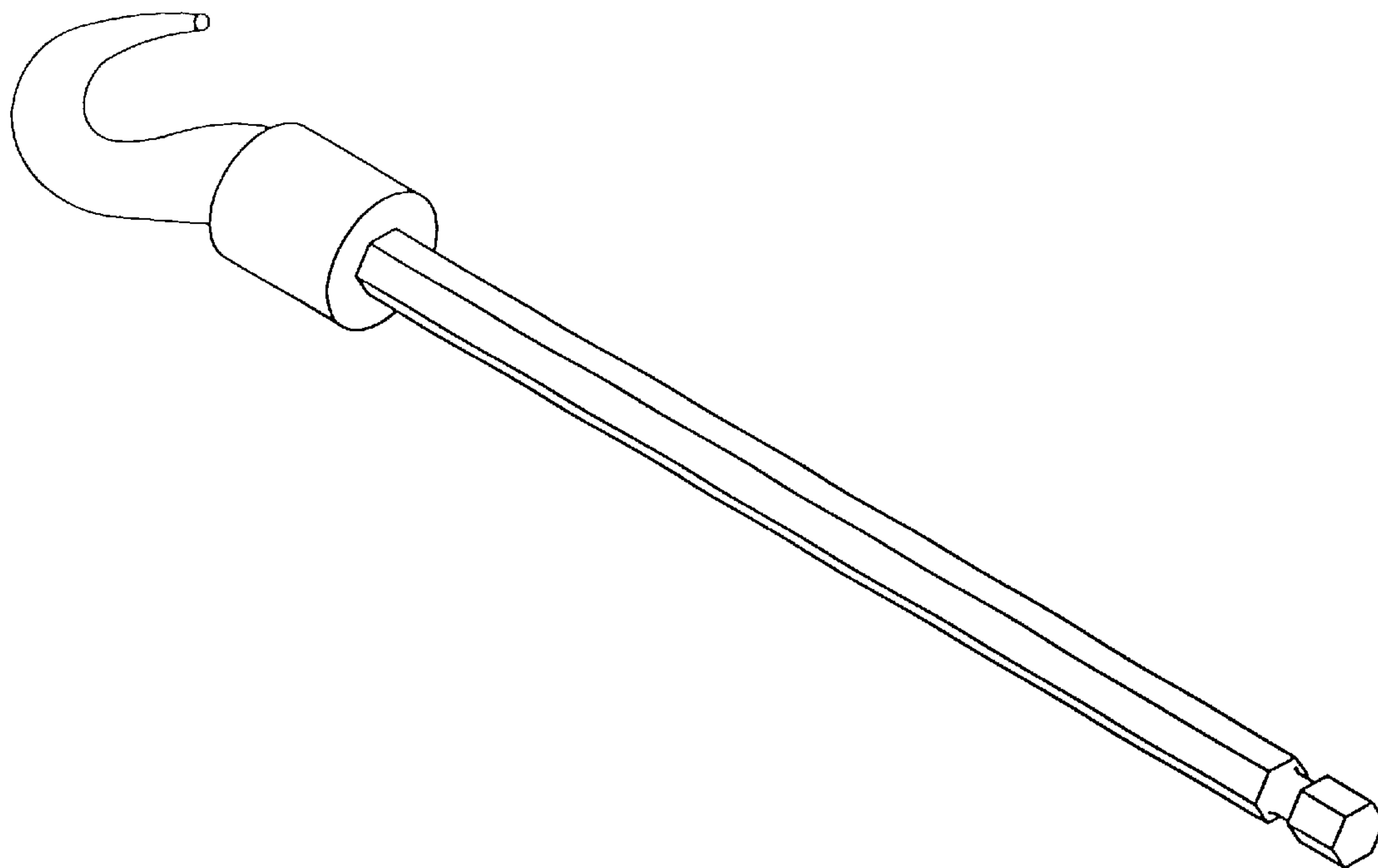
FIG. 4 is a bottom of a securing hook, in accordance with the present invention.

FIG. 5 is a top view of a securing hook, in accordance with the present invention.

FIG. 6 is a front view of a securing hook, in accordance with the present invention; and,

FIG. 7 is a rear view of a securing hook, in accordance with the present invention.

1 Claim, 2 Drawing Sheets



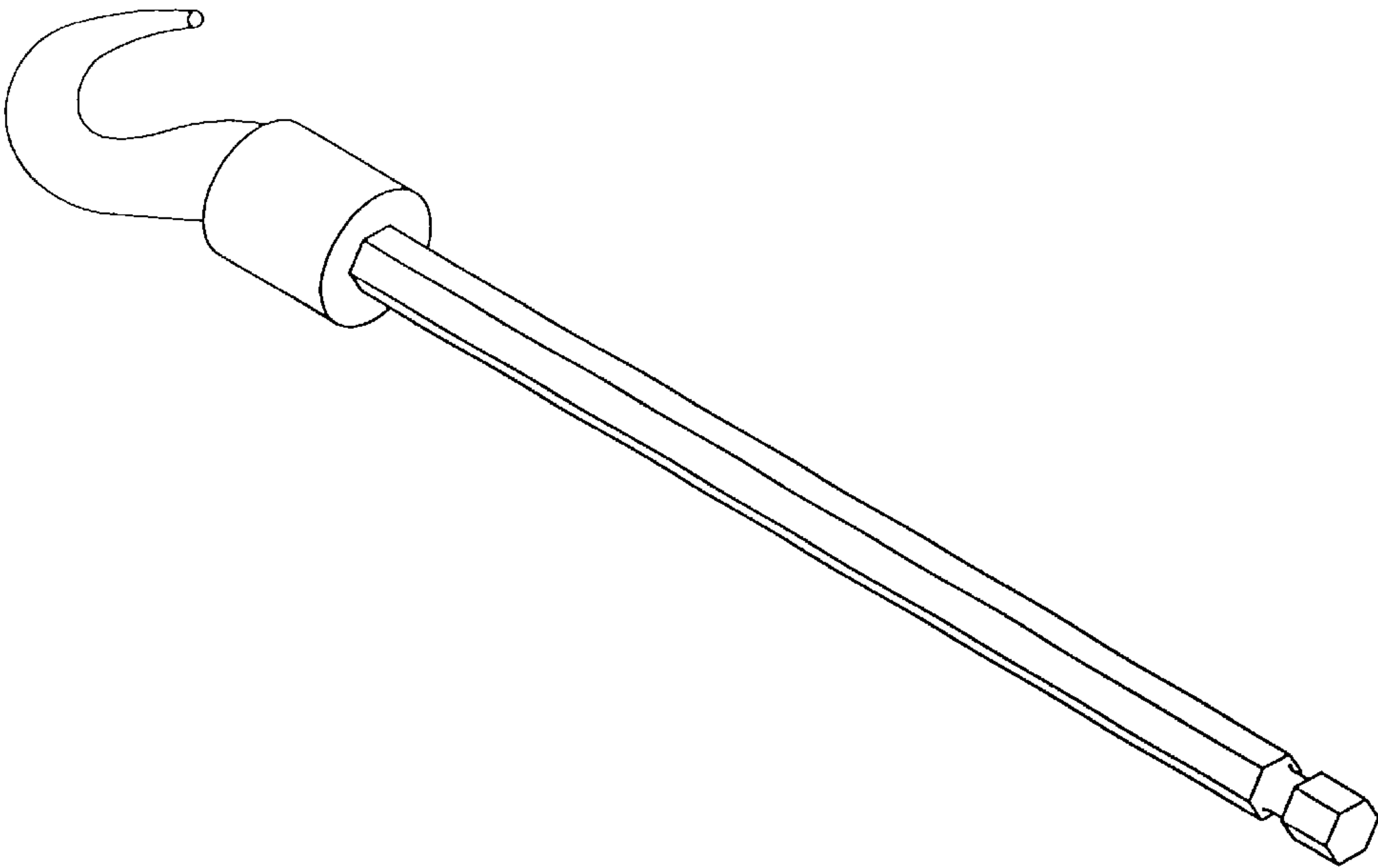


Figure 1

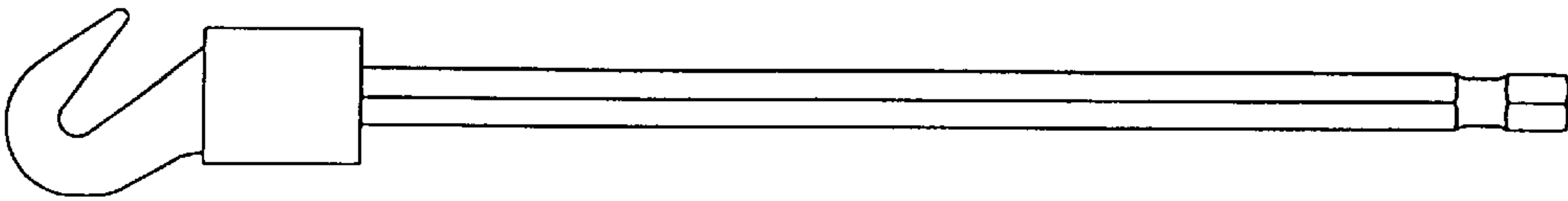


Figure 2

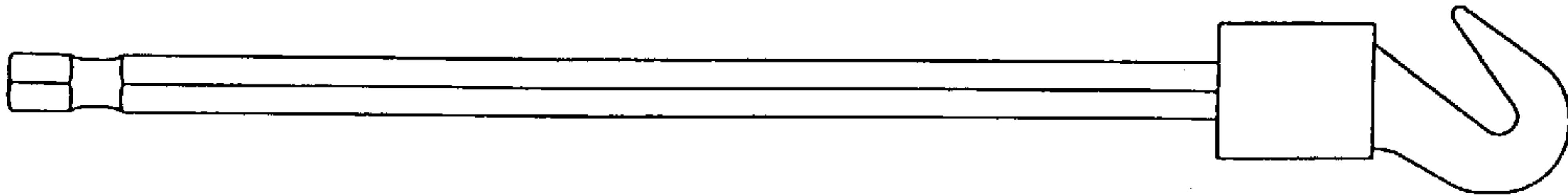



Figure 3




© 2004 JERROD POLLOCK-KUENY
Figure 4



© 2004 JERROD POLLOCK-KUENY
Figure 5



© 2004 JERROD POLLOCK-KUENY
Figure 6



© 2004 JERROD POLLOCK-KUENY
Figure 7