

US00D505311S

(12) **United States Design Patent**  
**Baskauskas et al.**

(10) **Patent No.: US D505,311 S**

(45) **Date of Patent: \*\* May 24, 2005**

(54) **CHARTRES THUMBLATCH**

D460,340 S \* 7/2002 Baskauskas et al. .... D8/302  
D467,487 S \* 12/2002 Baskauskas et al. .... D8/302

(76) Inventors: **Asta Baskauskas**, Arkliu 20-9, Vilnius (LT); **Milda Bugailiskyte**, Arkliu 20-9, Vilnius (LT); **Algis Jasiukevicius**, Arkliu 20-9, Vilnius (LT)

\* cited by examiner

*Primary Examiner*—Paula A. Greene  
(74) *Attorney, Agent, or Firm*—McDermott Will & Emery LLP

(\*\*) Term: **14 Years**

(57) **CLAIM**

(21) Appl. No.: **29/196,321**

An ornamental design for a Chartres thumbblatch, substantially as shown and described herein.

(22) Filed: **Dec. 29, 2003**

(51) **LOC (7) Cl. .... 08-06**

(52) **U.S. Cl. .... D8/302**

(58) **Field of Search** ..... D8/300–302, 305,  
D8/315–320; D26/8, 73; 16/110.1, 412–417,  
419–420, 441, 443; 292/336.3, 347, 356,  
357

**DESCRIPTION**

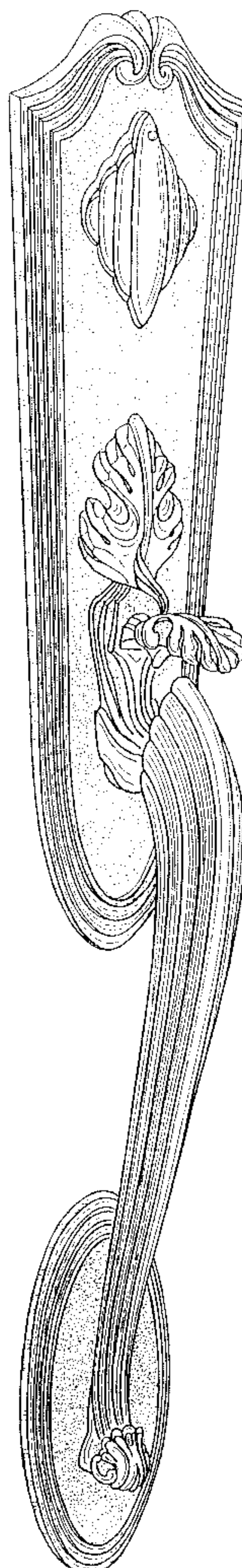
FIG. 1 is a perspective view of the Chartres thumbblatch; FIG. 2 is a front view thereof; FIG. 3 is a left side view thereof; FIG. 4 is a right side view thereof; FIG. 5 is a bottom view thereof; and, FIG. 6 is a top view thereof.  
The broken lines in FIGS. 3, 4, 5, and 6 is for illustrative purposes only and forms no part of the claimed design.

(56) **References Cited**

**U.S. PATENT DOCUMENTS**

D363,204 S \* 10/1995 Ellis et al. .... D8/301  
D418,386 S \* 1/2000 Baskauskas et al. .... D8/302

**1 Claim, 5 Drawing Sheets**



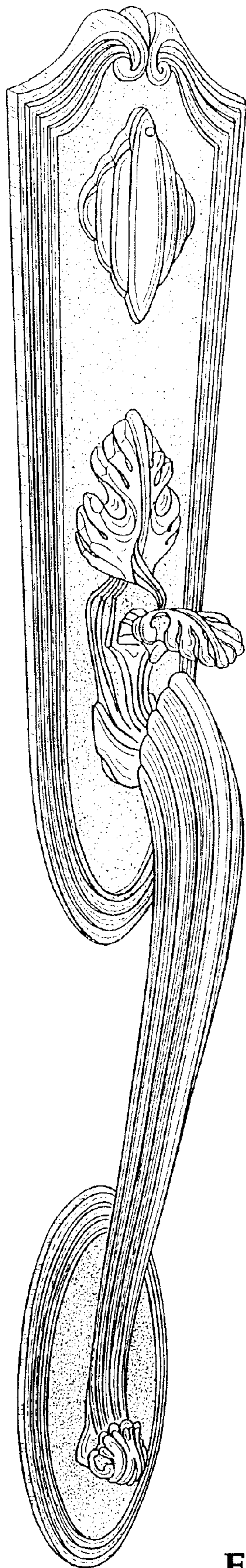


FIG. 1

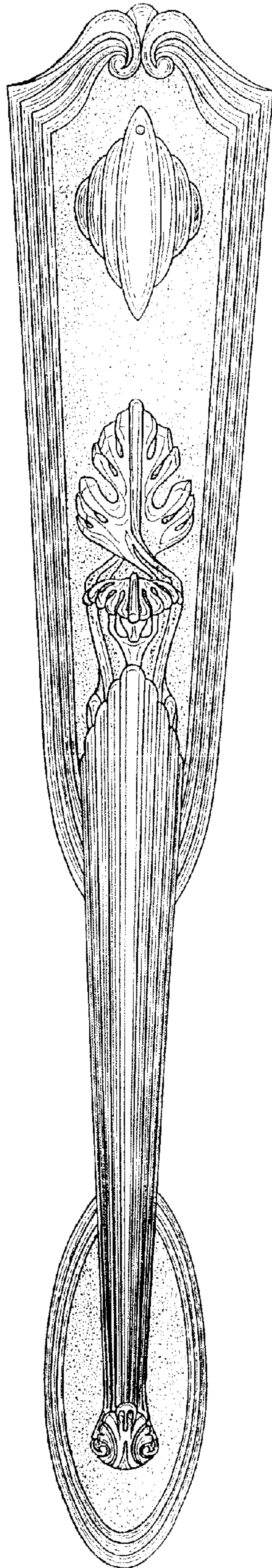


FIG. 2

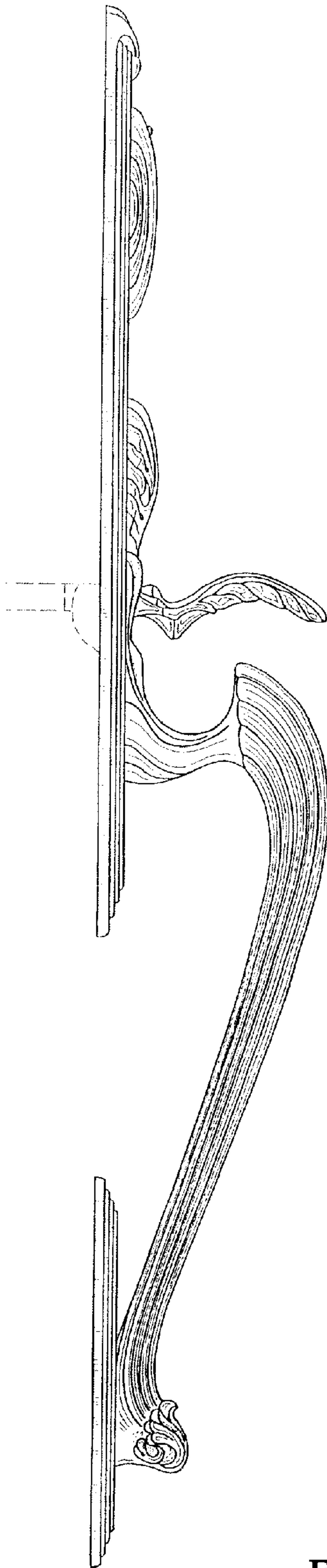


FIG. 3



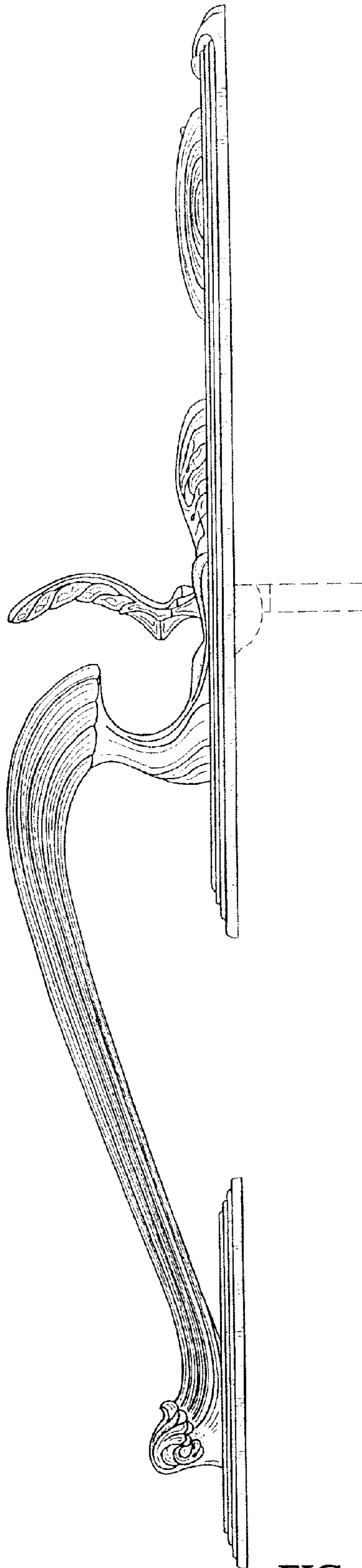
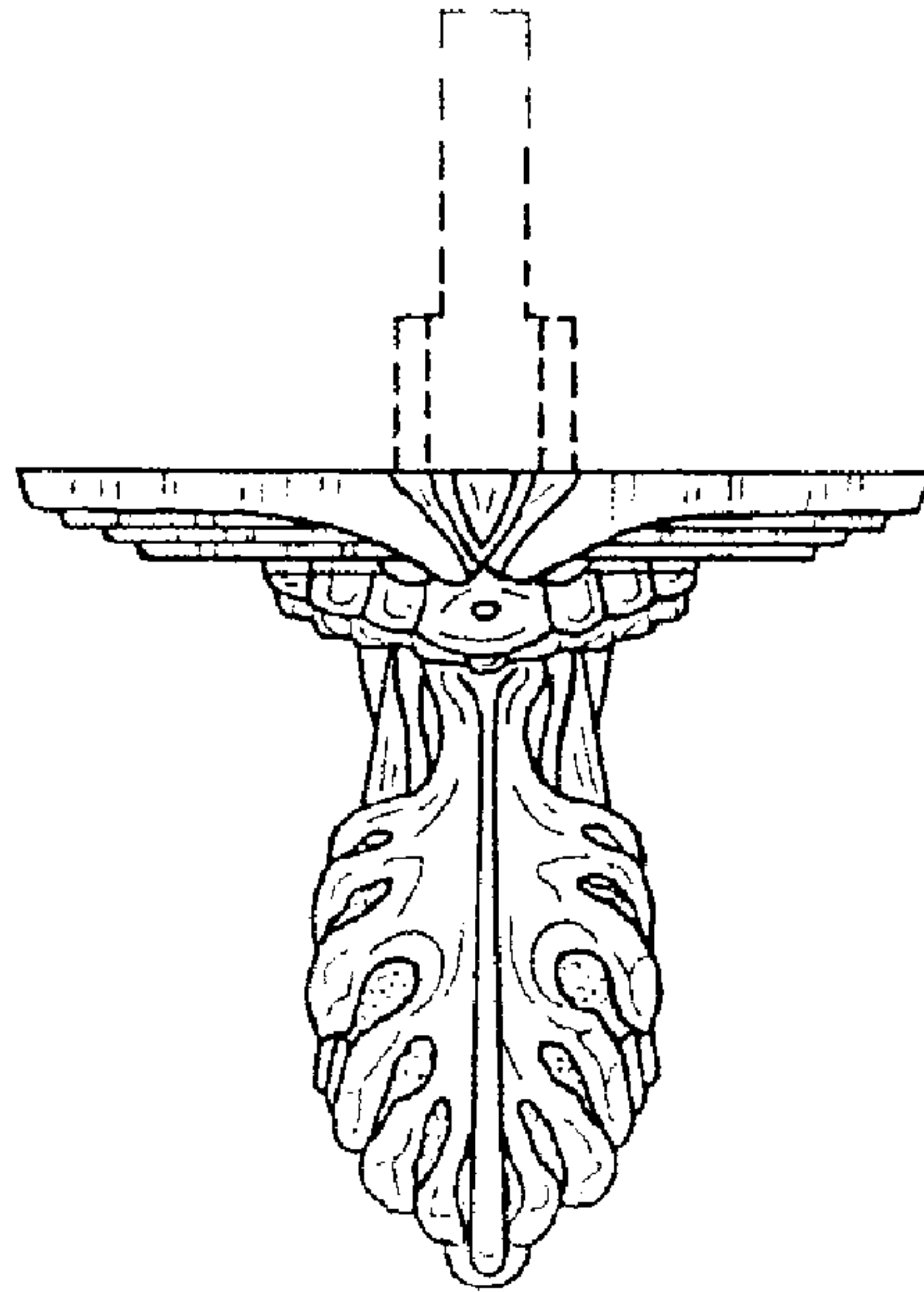
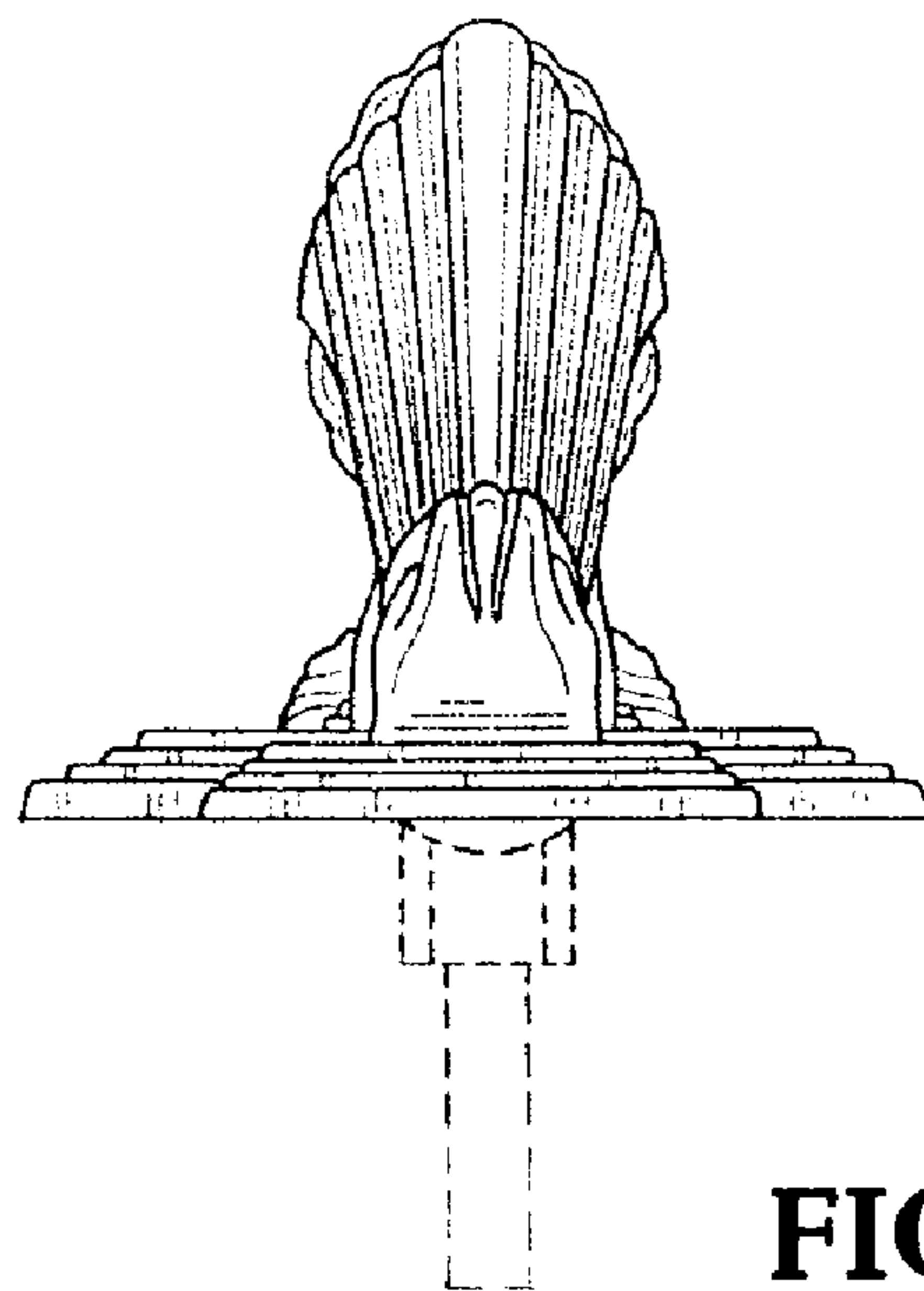


FIG. 4



**FIG. 6**



**FIG. 5**