

US00D505310S

(12) **United States Design Patent**
Lorusso

(10) **Patent No.:** **US D505,310 S**

(45) **Date of Patent:** **** May 24, 2005**

(54) **LOCKING HANDLE**

(75) **Inventor:** **Pasquale Lorusso, Altamura (IT)**

(73) **Assignee:** **Bawer S.r.L., Altamura (IT)**

(**) **Term:** **14 Years**

(21) **Appl. No.:** **29/195,094**

(22) **Filed:** **Dec. 5, 2003**

(30) **Foreign Application Priority Data**

Jun. 6, 2003 (EP) 39805

(51) **LOC (7) Cl.** **08-06**

(52) **U.S. Cl.** **D8/302**

(58) **Field of Search** D8/301, 302, 306,
D8/307, 338, 341, 350, 353; 70/135, 208;
16/412; 292/121, 126, 216, 336.3, 359,
48, DIG. 31, DIG. 73; D12/196

(56) **References Cited**

U.S. PATENT DOCUMENTS

243,374 A * 6/1881 Howard 292/48
4,706,478 A * 11/1987 Swan et al. 70/28

D323,776 S * 2/1992 Hansen D8/338
D328,231 S * 7/1992 Hansen D8/301
5,984,383 A * 11/1999 Parikh et al. 292/121
D465,399 S * 11/2002 Weinerman et al. D8/302
6,623,052 B2 * 9/2003 Hansen 292/336.3

* cited by examiner

Primary Examiner—Paula A. Greene

(74) *Attorney, Agent, or Firm*—Abelman, Frayne & Schwab

(57) **CLAIM**

The ornamental design of a locking handle, as shown and described.

DESCRIPTION

FIG. 1 is a front elevation view showing the locking handle of my invention;

FIG. 2 is a side view thereof; and,

FIG. 3 is a front left perspective view thereof with the handle shown in its raised extended operable position.

The broken lines in FIG. 3 is for illustrative purposes only and forms no part of the claimed design.

1 Claim, 2 Drawing Sheets

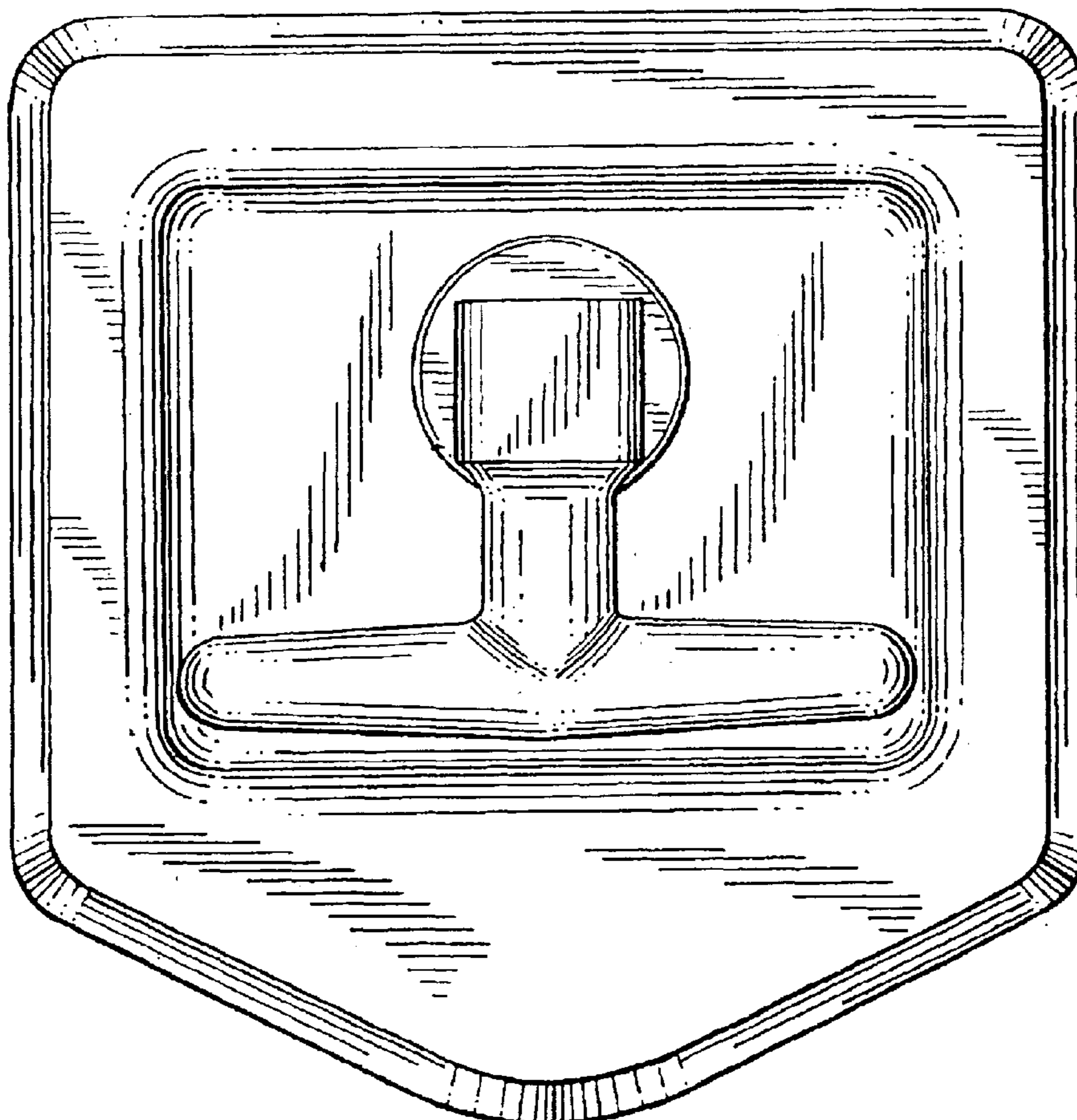


FIG. 2

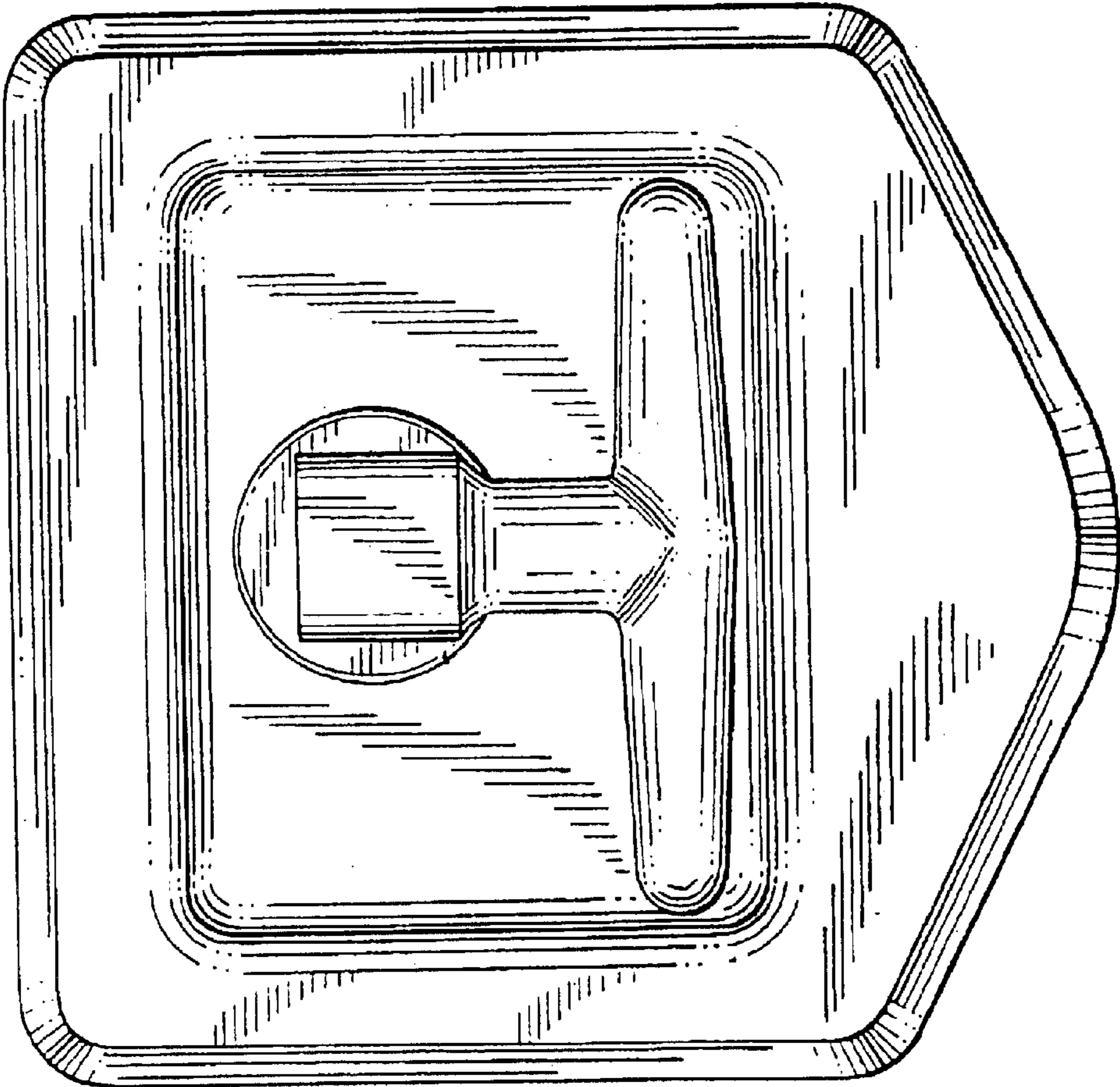
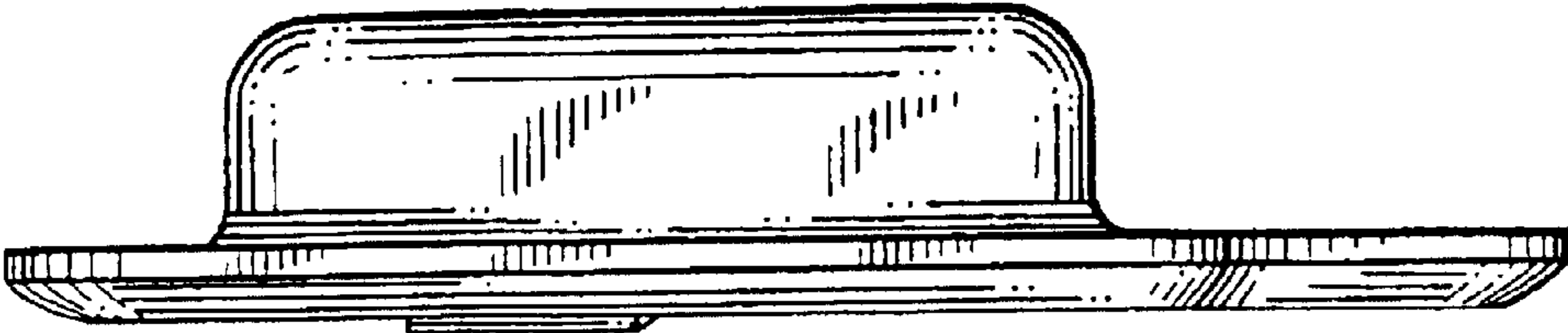


FIG. 1

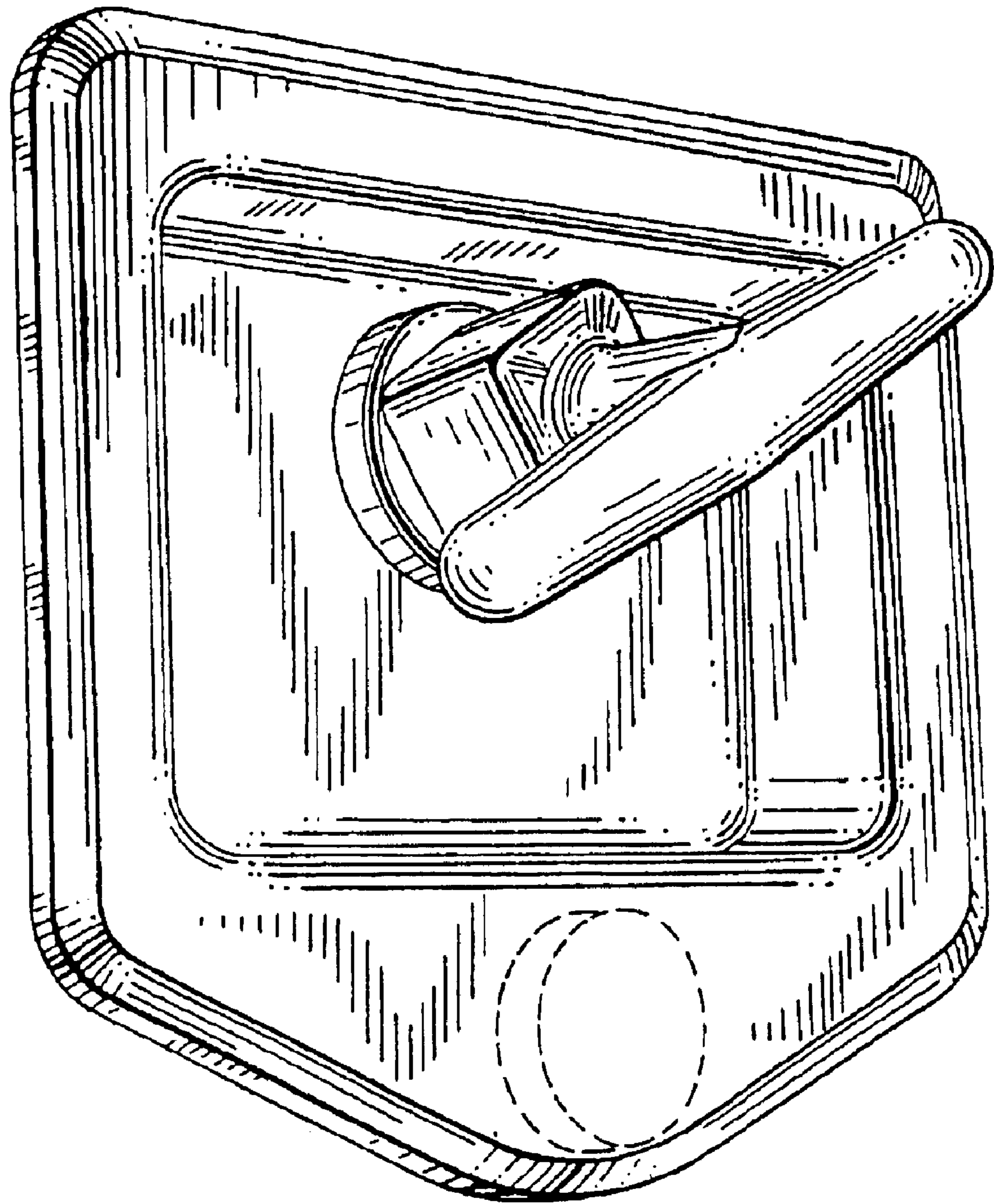


FIG. 3