

US00D505291S

(12) **United States Design Patent**
Dalset

(10) **Patent No.:** **US D505,291 S**

(45) **Date of Patent:** **** May 24, 2005**

(54) **ORTHOPEdic PILLOW**

(76) Inventor: **Knut Dalset**, Kvernveien 5A, N-6416,
Molde (NO)

(**) Term: **14 Years**

(21) Appl. No.: **29/204,665**

(22) Filed: **May 3, 2004**

(30) **Foreign Application Priority Data**

Nov. 5, 2003 (NO) 20030591

(51) **LOC (7) Cl.** **06-09**

(52) **U.S. Cl.** **D6/601**

(58) **Field of Search** D6/595-601, 604,
D6/606; D24/171, 190; 5/630, 632, 636-638,
639, 640, 643, 644, 648, 656, 652-655,
655.3, 907, 655.4, 665.5, 63, 655.7, 655.9

(56) **References Cited**

U.S. PATENT DOCUMENTS

4,081,870 A * 4/1978 Iannucci 5/652
D272,300 S * 1/1984 Dziurman, Jr. D3/274
4,528,981 A * 7/1985 Behar 5/637
5,310,245 A * 5/1994 Lyszczasz 297/219.12

5,499,418 A * 3/1996 Tan et al. 5/655
D420,408 S * 2/2000 Santimaw D21/694
6,484,335 B2 * 11/2002 Gilbert 5/636
6,748,615 B1 * 6/2004 Tiedemann 5/640

* cited by examiner

Primary Examiner—Lucy Lieberman

(74) *Attorney, Agent, or Firm*—Dennison, Schultz,
Dougherty & MacDonald

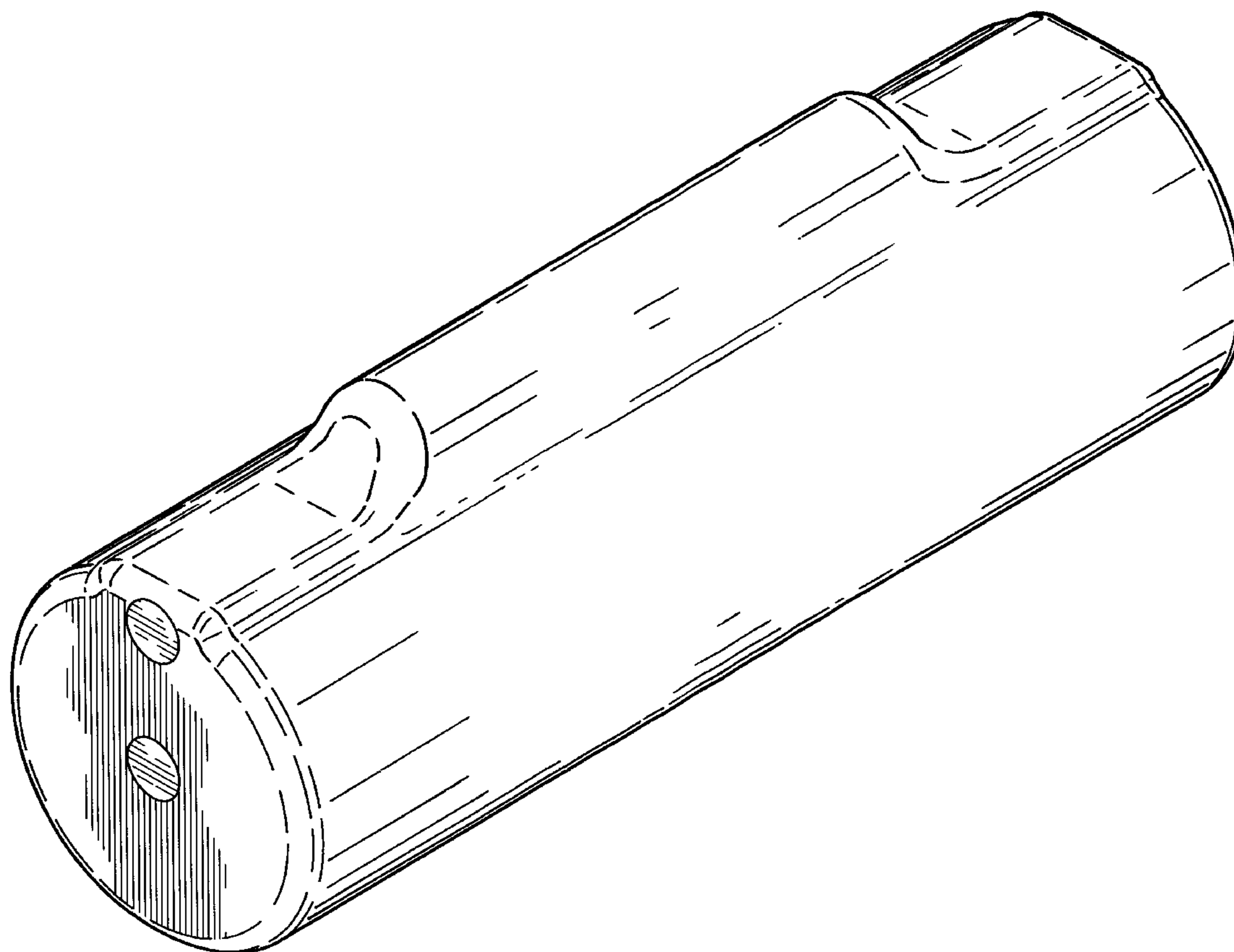
(57) **CLAIM**

The ornamental design for an orthopedic pillow, as shown
and described.

DESCRIPTION

FIG. 1 is a front, top and side perspective view of an
orthopedic pillow showing my new design;
FIG. 2 is a rear, bottom and side perspective view thereof;
FIG. 3 is a top plan view thereof;
FIG. 4 is a bottom plan view thereof;
FIG. 5 is a side elevation view thereof;
FIG. 6 is an opposite side elevation view;
FIG. 7 is a front elevation thereof; and,
FIG. 8 is a rear elevation thereof.

1 Claim, 8 Drawing Sheets



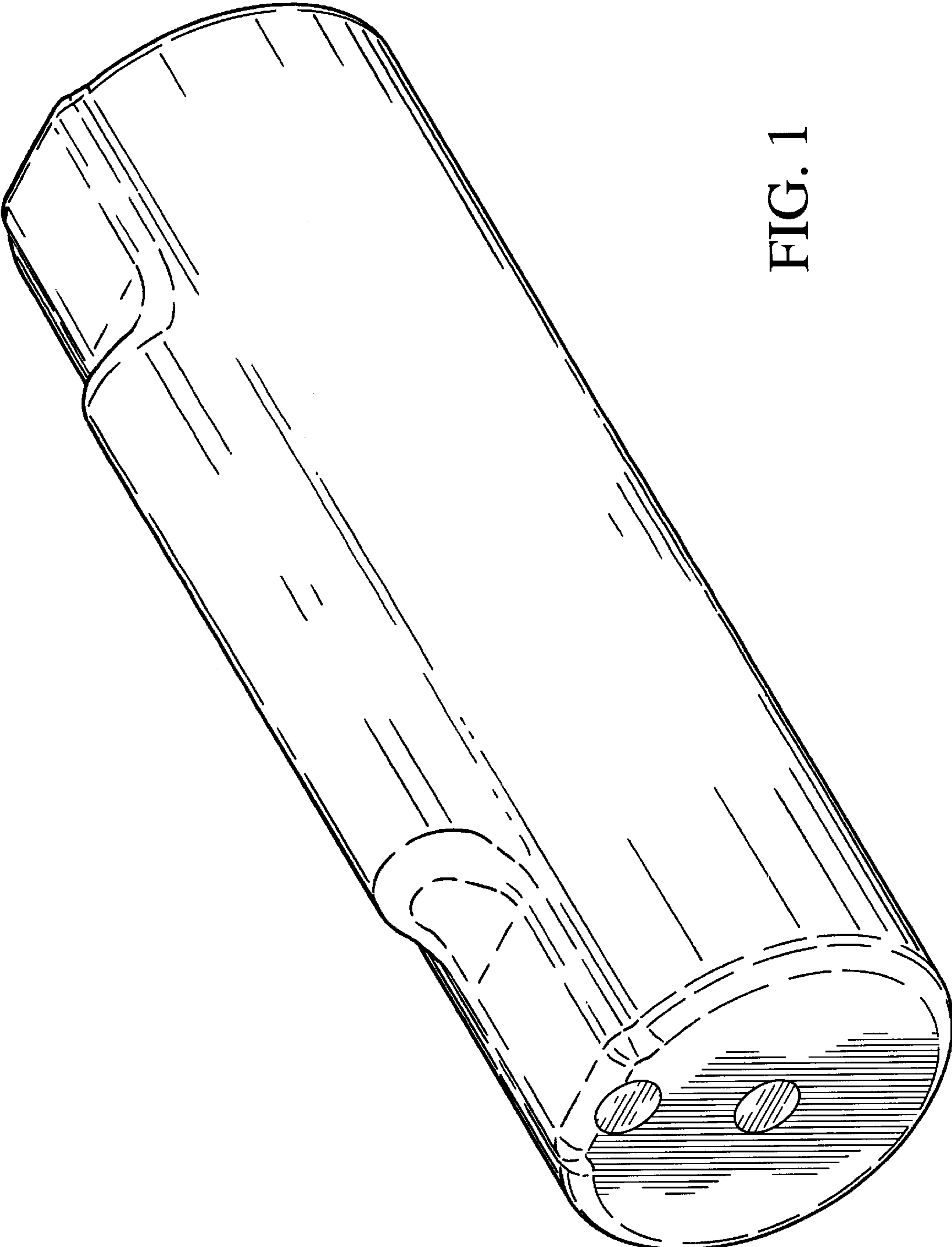


FIG. 1

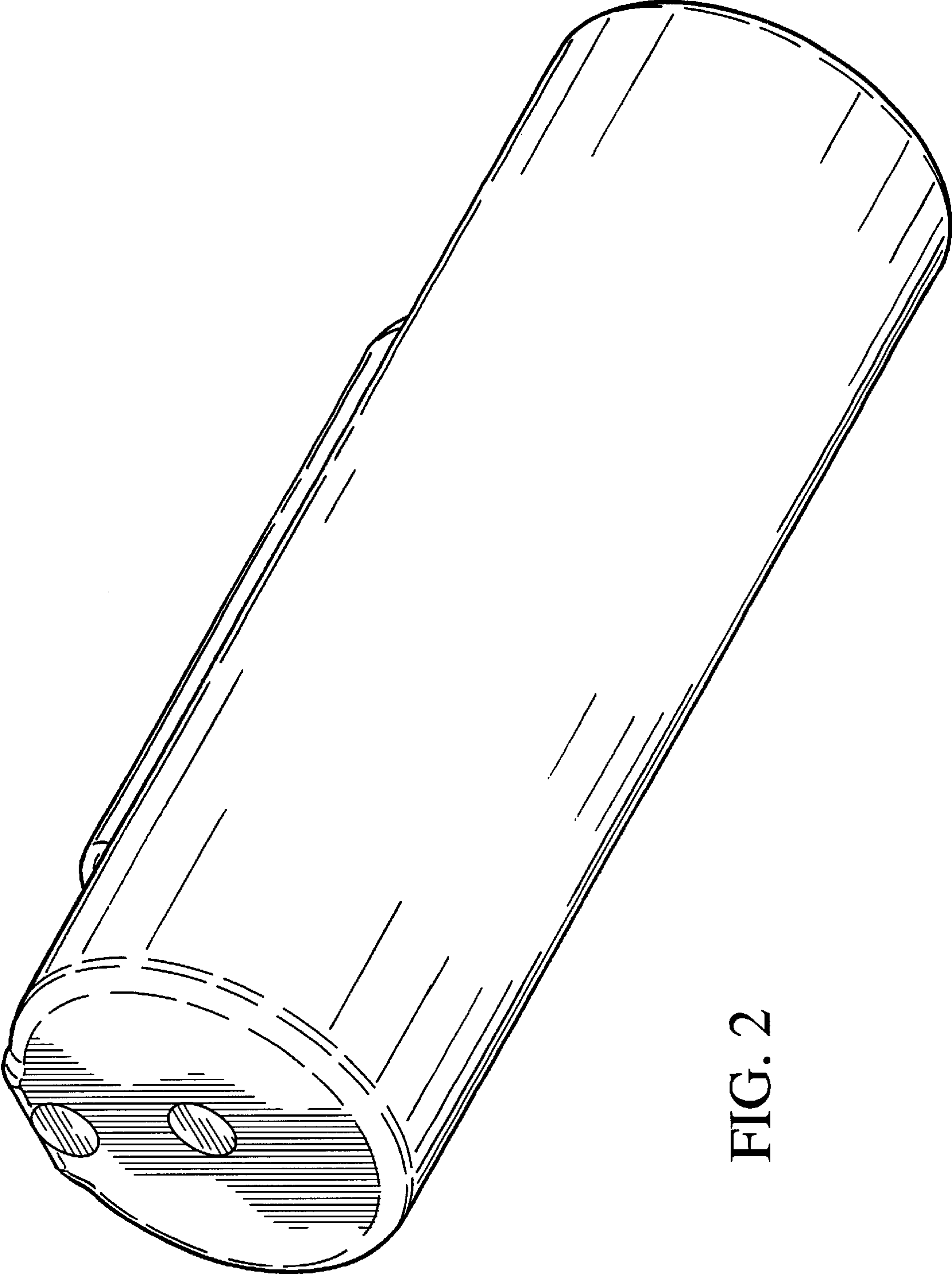


FIG. 2




FIG. 3




FIG. 4




FIG. 5




FIG. 6

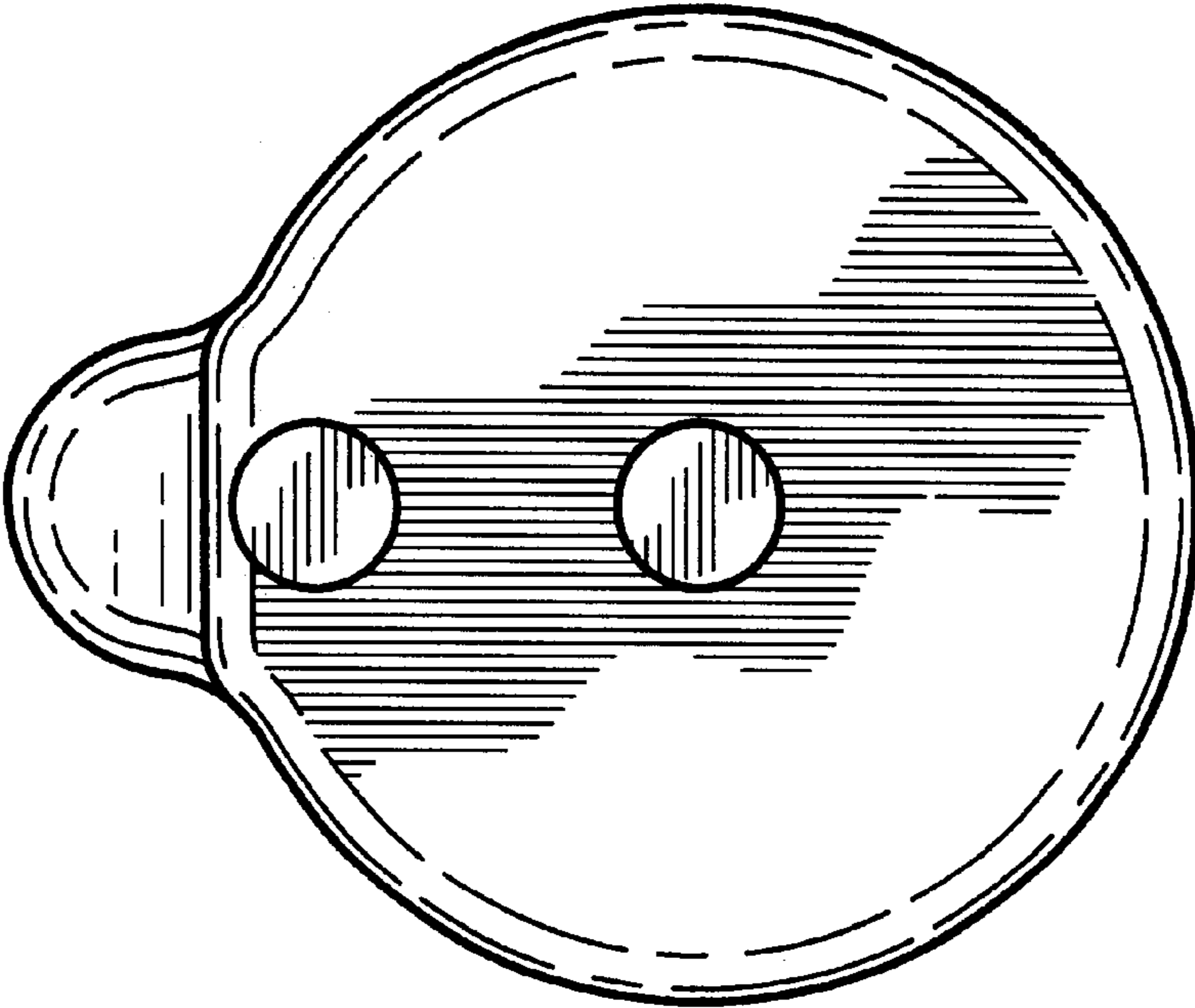


FIG. 7

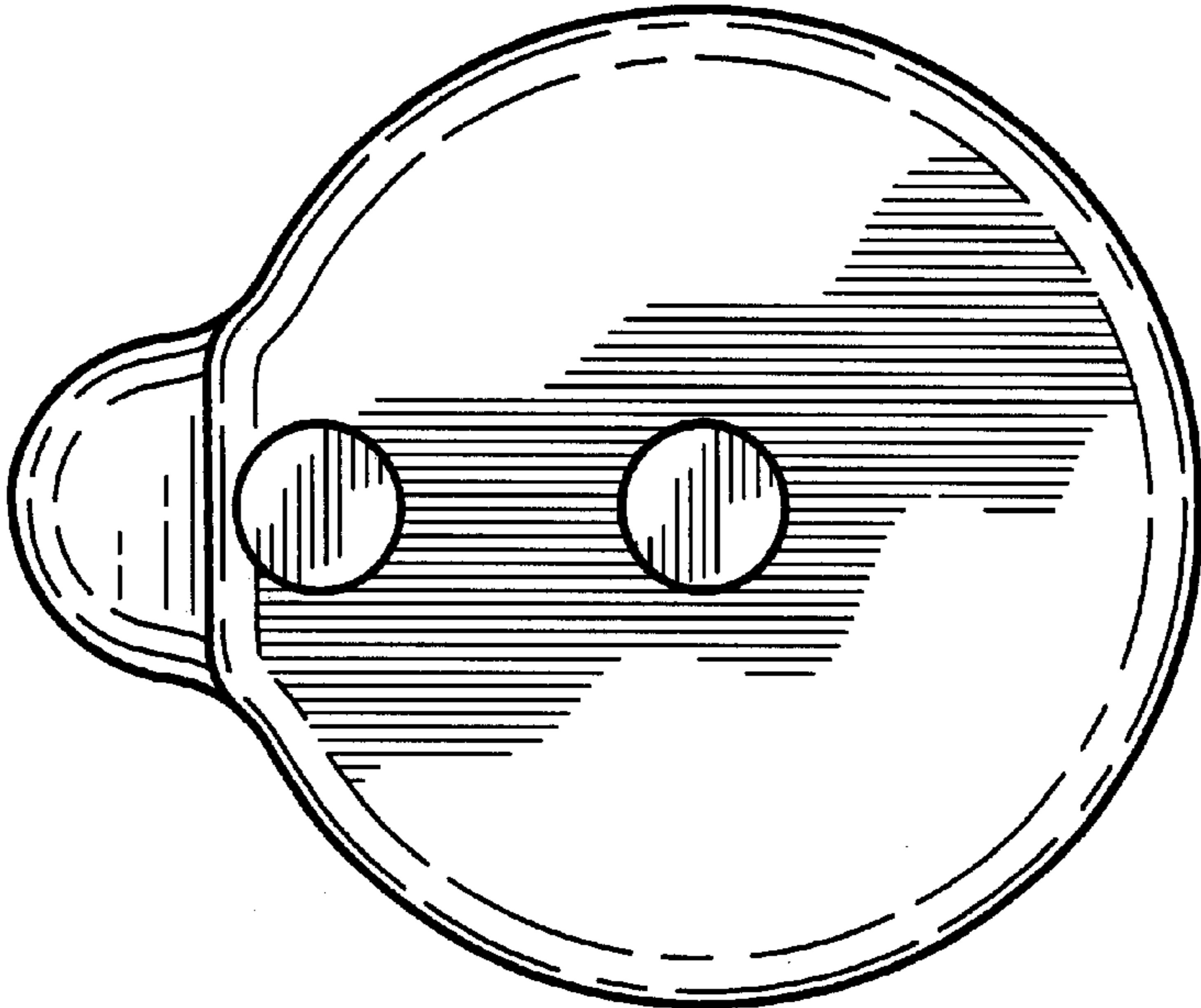


FIG. 8