

US00D505281S

(12) **United States Design Patent**  
**Martin**

(10) **Patent No.:** **US D505,281 S**

(45) **Date of Patent:** **\*\* May 24, 2005**

(54) **TABLE**

D352,118 S \* 11/1994 Kipfmuller ..... D25/126

(75) **Inventor:** **John R. Martin**, Rockford, IL (US)

\* cited by examiner

(73) **Assignee:** **Arachnid, Inc.**, Rockford, IL (US)

*Primary Examiner*—Janice E. Seeger

(\*\*) **Term:** **14 Years**

(74) *Attorney, Agent, or Firm*—McAndrews, Held & Malloy, Ltd.

(21) **Appl. No.:** **29/202,172**

(57) **CLAIM**

(22) **Filed:** **Mar. 26, 2004**

The ornamental design for a table, as shown and described.

(51) **LOC (7) Cl.** ..... **06-03**

**DESCRIPTION**

(52) **U.S. Cl.** ..... **D6/482; D6/485**

FIG. 1 illustrates an isometric view of the table, according to an embodiment of the present invention.

(58) **Field of Search** ..... D6/480–489, 495–499,  
D6/511; 108/153.1, 155, 156, 157.1, 161;  
248/188, 188.1, 188.8

FIG. 2 illustrates a bottom plan view of the table, according to an embodiment of the present invention.

(56) **References Cited**

FIG. 3 illustrates a front elevational view of the table, according to an embodiment of the present invention; and,

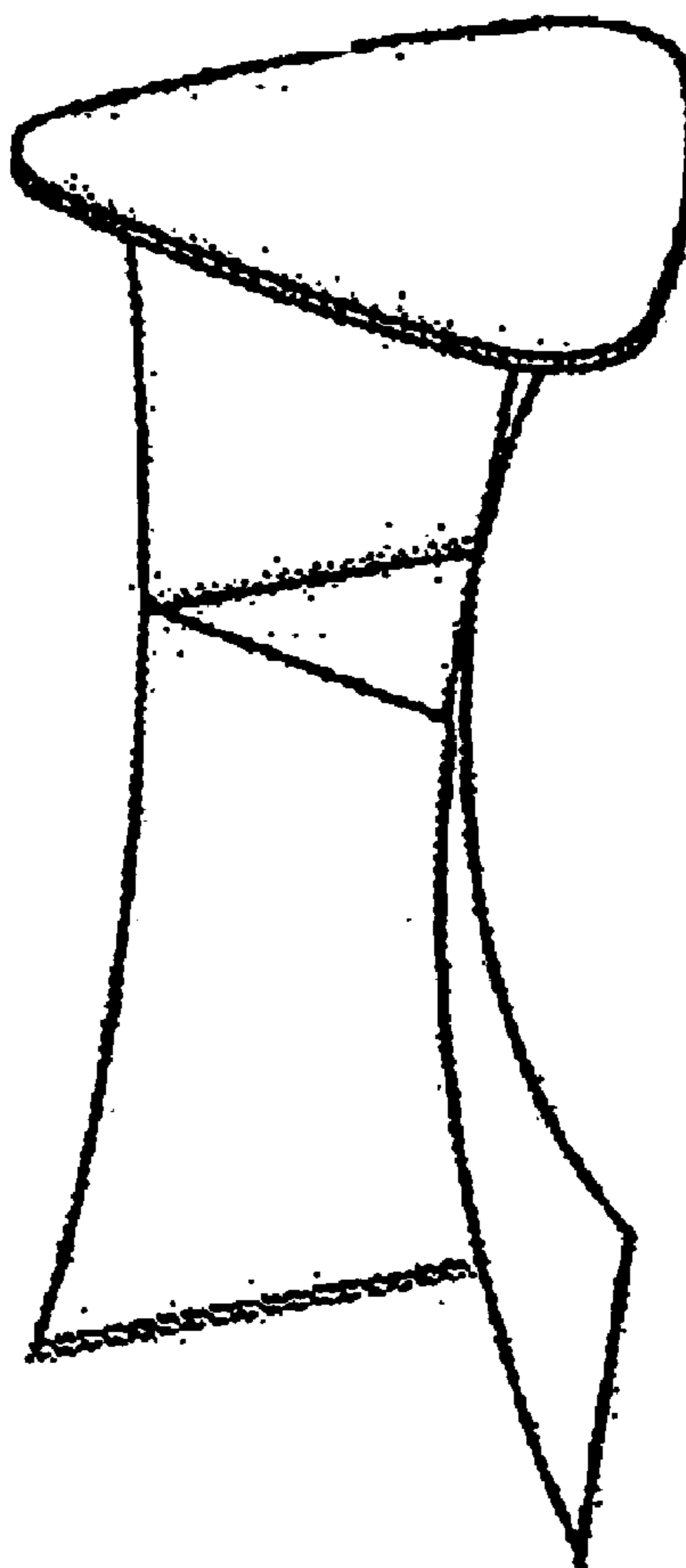
**U.S. PATENT DOCUMENTS**

FIG. 4 illustrates a left side elevational view of the table, according to an embodiment of the present invention.

D265,442 S	*	7/1982	Grossman	.....	D6/485
4,792,470 A	*	12/1988	Clark	.....	428/12
D322,904 S	*	1/1992	Bareiss	.....	D6/495
D333,230 S	*	2/1993	Bareiss	.....	D6/495
D333,231 S	*	2/1993	Bareiss	.....	D6/495

The right side elevational view of the table is a mirror image of the left side elevational view of FIG. 4.

**1 Claim, 4 Drawing Sheets**






FIG. 1

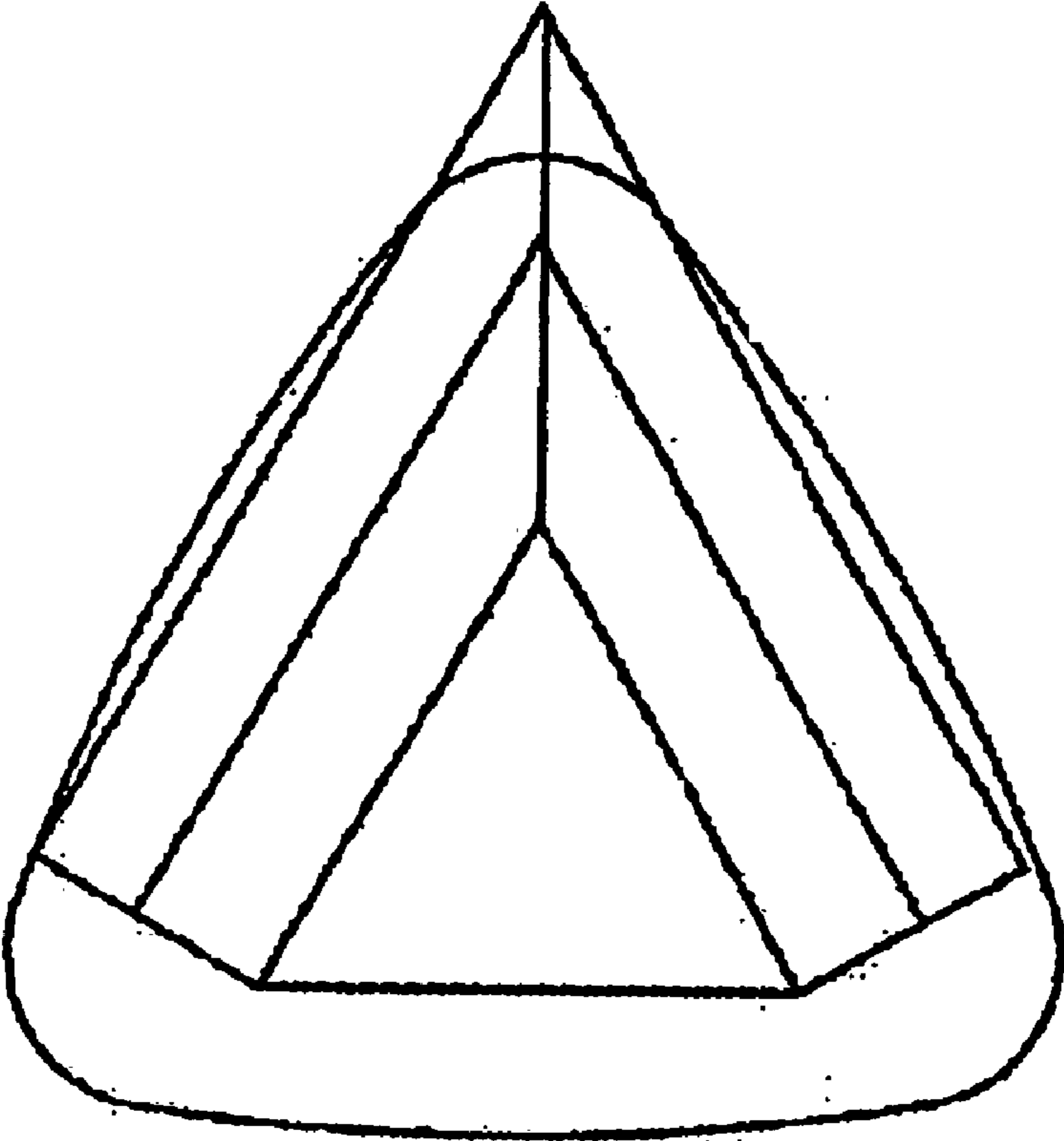


FIG. 2

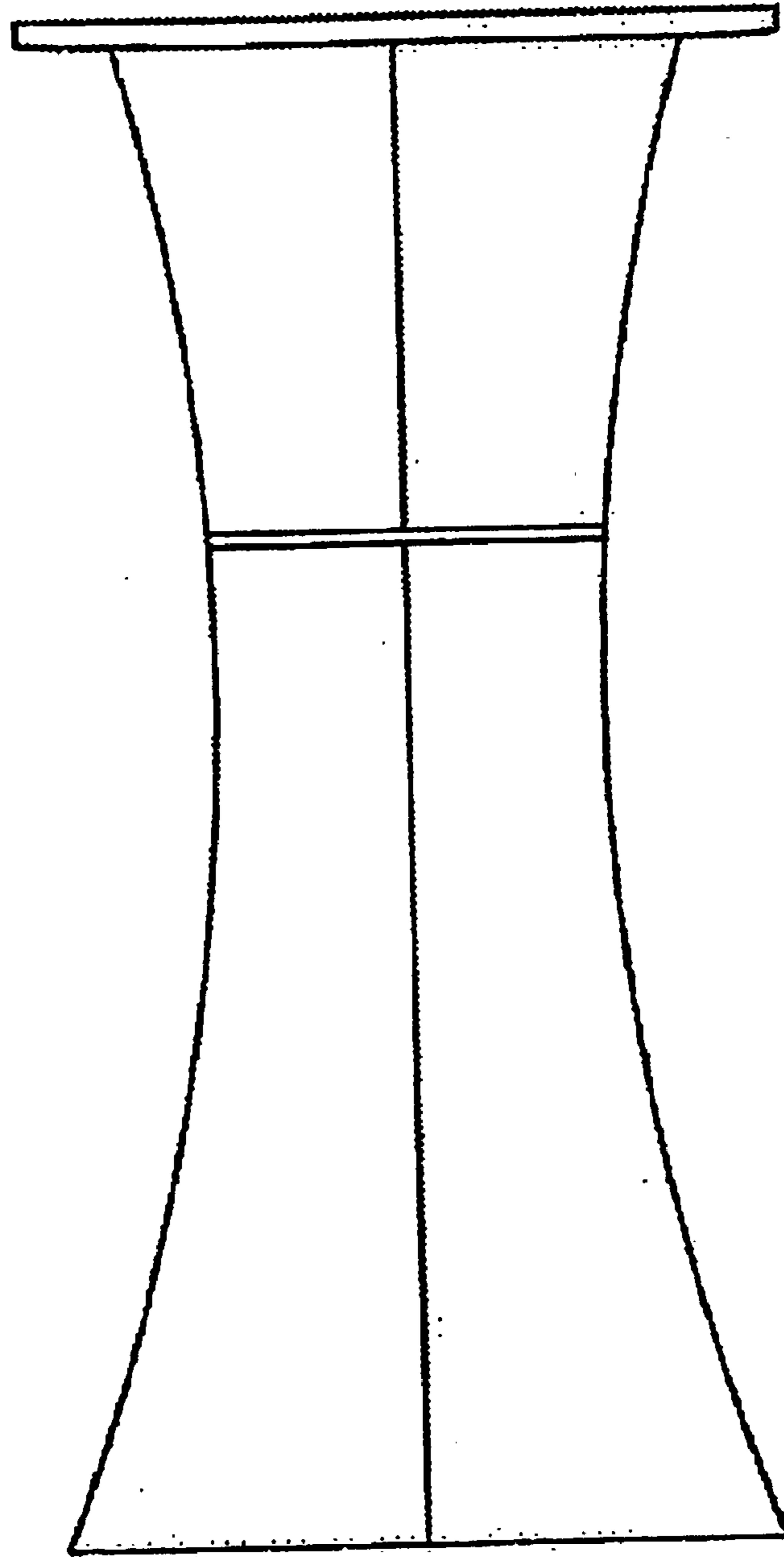


FIG. 3




FIG. 4