



US00D505271S

(12) **United States Design Patent**  
**Macowski**

(10) **Patent No.:** **US D505,271 S**

(45) **Date of Patent:** **\*\* May 24, 2005**

(54) **RECTANGULAR FRAME WITH ART DECO BORDER**

(75) Inventor: **William Macowski**, Barnegat Light, NJ (US)

(73) Assignee: **Tropar Manufacturing Co., Inc.**, Florham Park, NJ (US)

(\*\*) Term: **14 Years**

(21) Appl. No.: **29/209,825**

(22) Filed: **Jul. 22, 2004**

(51) **LOC (7) Cl.** ..... **06-07**

(52) **U.S. Cl.** ..... **D6/300**

(58) **Field of Search** ..... D6/300-314, 444;  
40/700, 711, 719, 714-716, 720-722, 735,  
738, 597, 744, 745, 754, 765, 768, 769,  
790, 798; D20/29-32, 10; 248/466-467;  
D11/131, 133-135; 359/838, 871-872

(56) **References Cited**

**U.S. PATENT DOCUMENTS**

D326,563 S \* 6/1992 Ilaria et al. .... D6/300

\* cited by examiner

*Primary Examiner*—Janice E. Seeger

*Assistant Examiner*—Sydney R. Buffalow

(74) *Attorney, Agent, or Firm*—Gottlieb, Rackman & Reisman, P.C.

(57) **CLAIM**

The ornamental design for a rectangular frame with art deco border, as shown and described.

**DESCRIPTION**

FIG. 1 is a front elevational view of a rectangular frame with art deco border, showing an illustrative embodiment of my new design;

FIG. 2 is a right side elevational view thereof, the left side elevational view being a mirror image thereof;

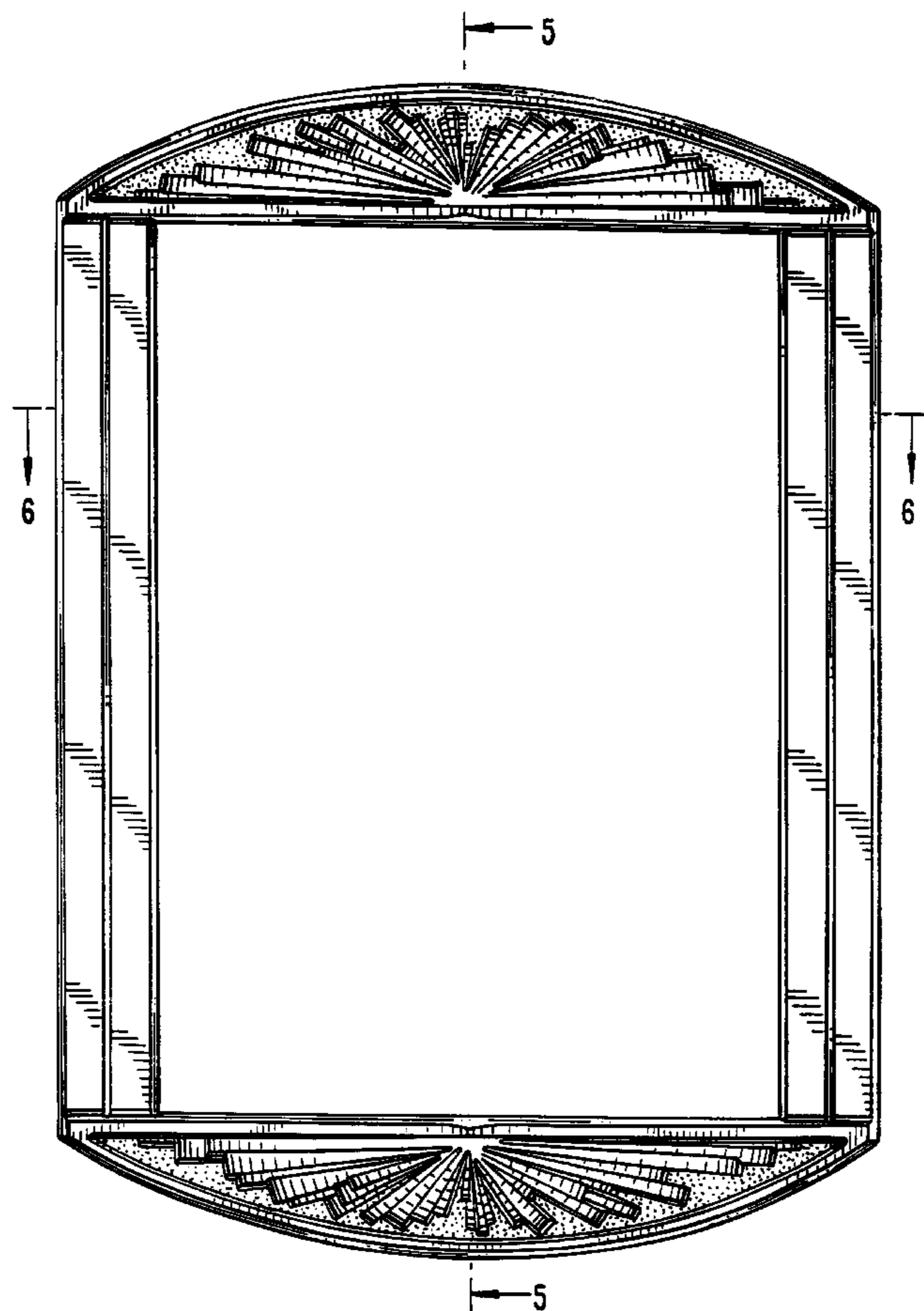
FIG. 3 is a top plan view of the embodiment shown in FIG. 1, the bottom plan view being a mirror image thereof;

FIG. 4 is a rear elevational view of the embodiment shown in FIG. 1;

FIG. 5 is a cross-sectional view, taken along the lines 5—5 of FIG. 1; and,

FIG. 6 is another cross-sectional view, taken along the lines 6—6 of FIG. 1.

**1 Claim, 4 Drawing Sheets**



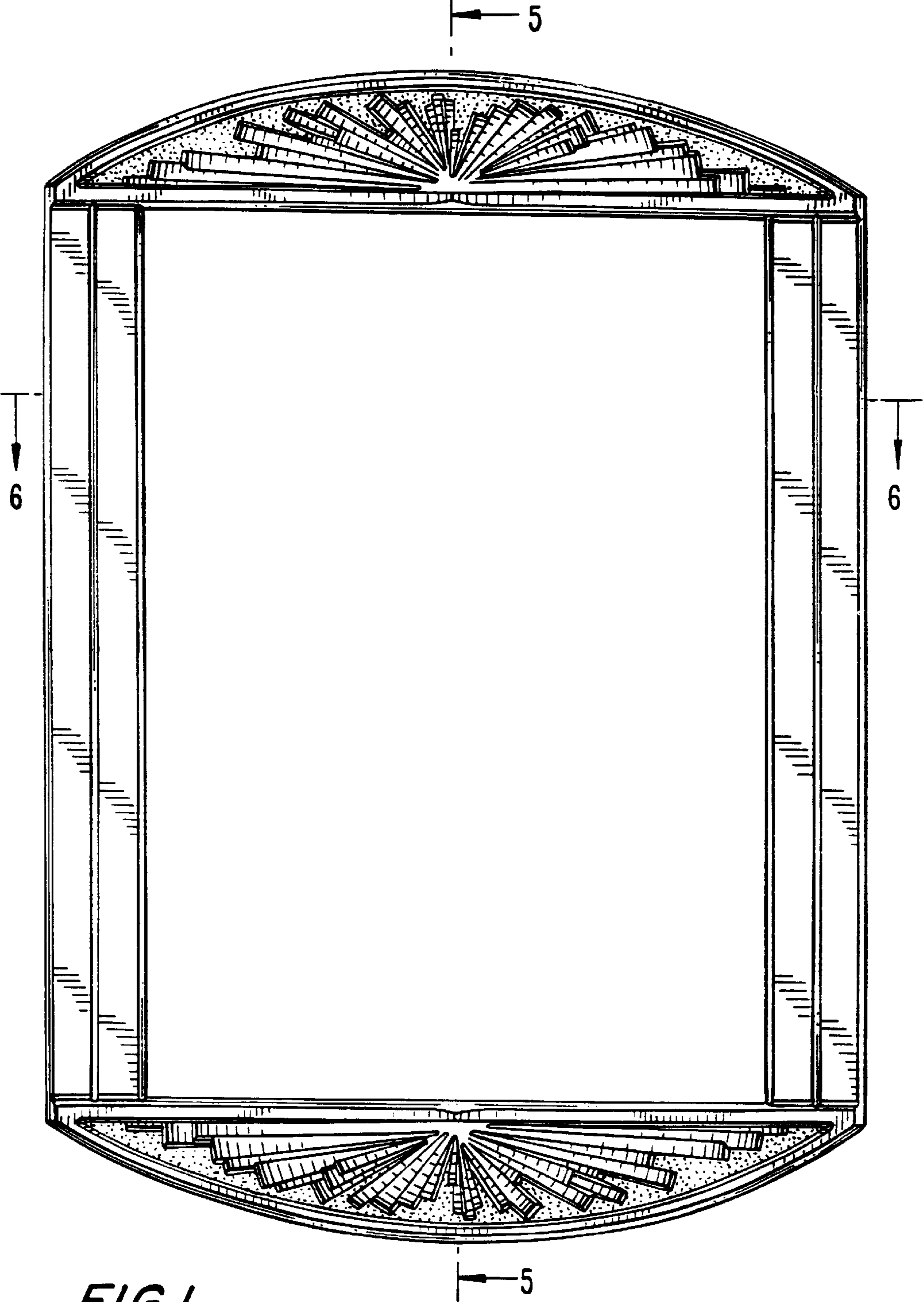


FIG. 1




*FIG. 2*




*FIG. 5*



*FIG. 3*



*FIG. 6*



*FIG. 4*