

US00D505270S

(12) **United States Design Patent**
Peccolo

(10) **Patent No.:** **US D505,270 S**

(45) **Date of Patent:** **** May 24, 2005**

(54) **BRUSH HANDLE**

(75) **Inventor:** **Claudio Peccolo**, Conegliano (IT)

(73) **Assignee:** **F.Lli Dalle Crode S.p.A.**, S. Luciaidi Piave (IT)

(**) **Term:** **14 Years**

(21) **Appl. No.:** **29/159,309**

(22) **Filed:** **Apr. 19, 2002**

(30) **Foreign Application Priority Data**

Oct. 23, 2001 (IT) TV2001O0053

(51) **LOC (7) Cl.** **04-04**

(52) **U.S. Cl.** **D4/138**

(58) **Field of Search** D4/132, 135, 138;
D8/107; 15/143.1, 145, 166, 168, 171,
175, 191.1, 192-196, 202; 16/110.1, 430,
431

(56) **References Cited**

U.S. PATENT DOCUMENTS

1,826,165 A * 10/1931 Cartwright 15/143.1
3,192,549 A * 7/1965 Weiss et al. 15/192

FOREIGN PATENT DOCUMENTS

EP 0640303 * 3/1995 A46B/7/04
EP 1132020 * 9/2001 A46B/3/12
GB 2072478 * 6/1998

* cited by examiner

Primary Examiner—Alan P. Douglas

Assistant Examiner—Lavone D. Tabor

(74) *Attorney, Agent, or Firm*—Guido Modiano; Albert Josif; Daniel O’Byrne

(57) **CLAIM**

The ornamental design for a “brush handle,” as shown and described.

DESCRIPTION

FIG. 1 is a perspective view of the brush handle, showing my new design;

FIG. 2 is a view thereof, taken from above;

FIG. 3 is a view thereof, taken from below;

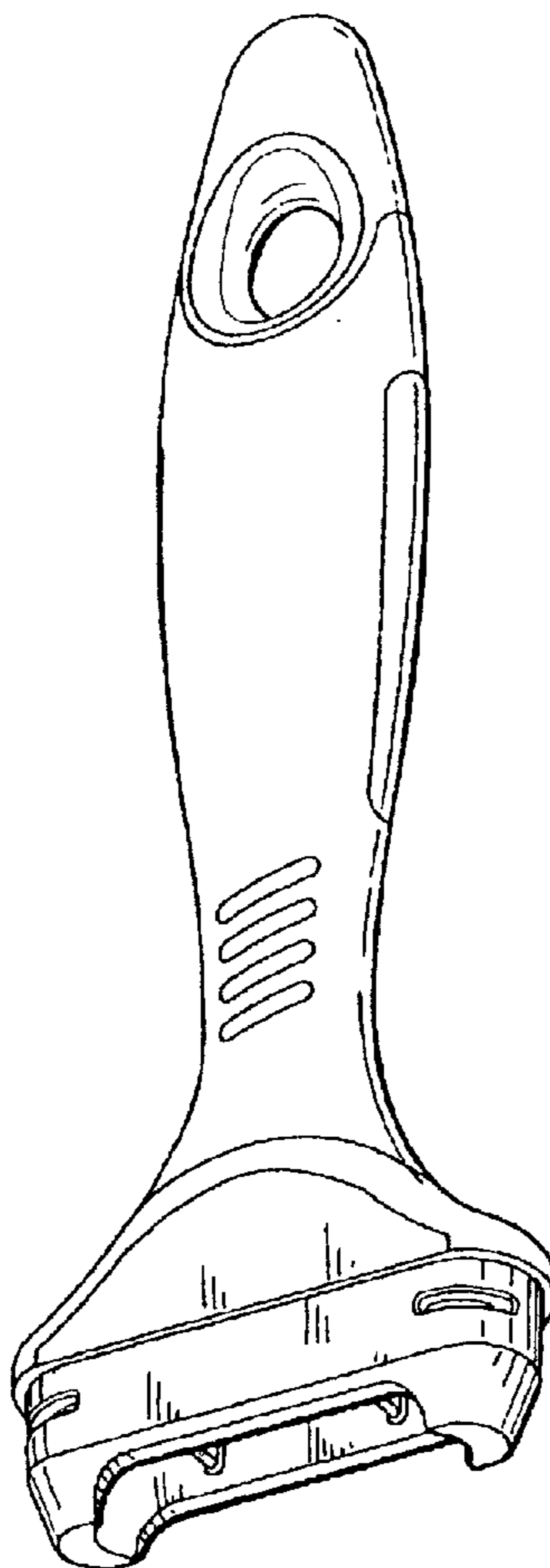
FIG. 4 is a right side view thereof;

FIG. 5 is a left side view thereof;

FIG. 6 is a rear view thereof; and,

FIG. 7 is a front view thereof.

1 Claim, 2 Drawing Sheets



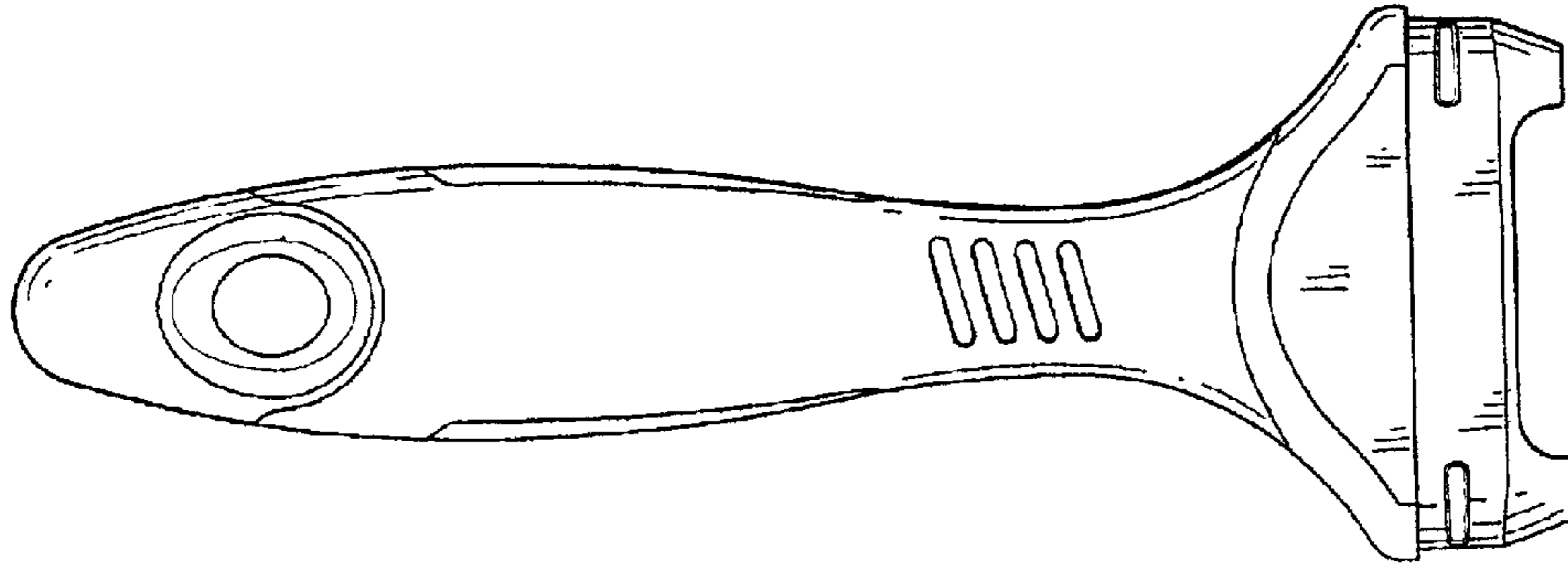


FIG. 3

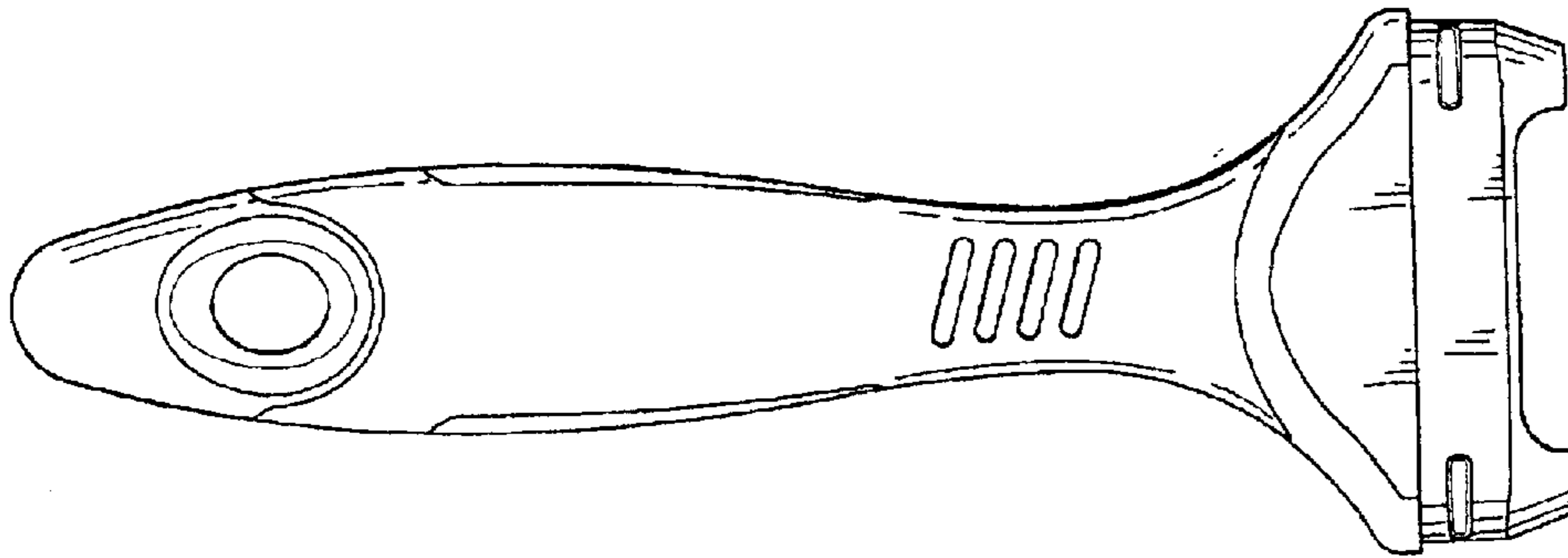


FIG. 2

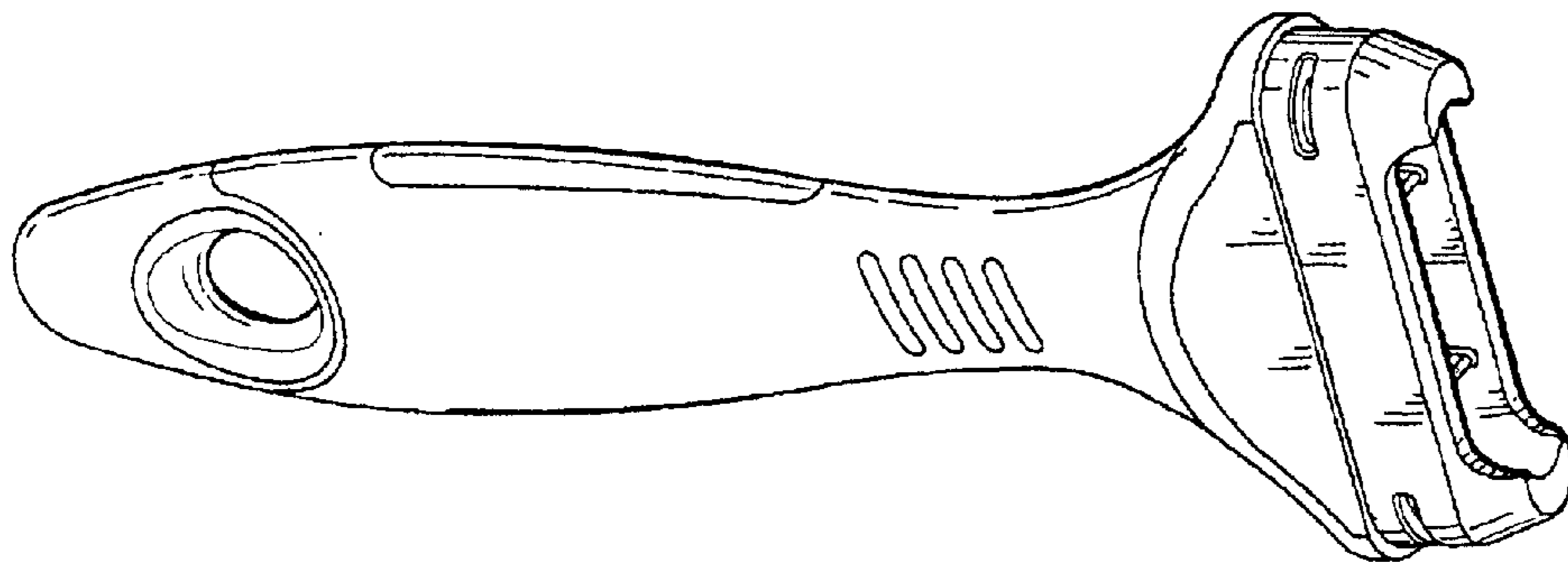


FIG. 1




FIG. 4




FIG. 5

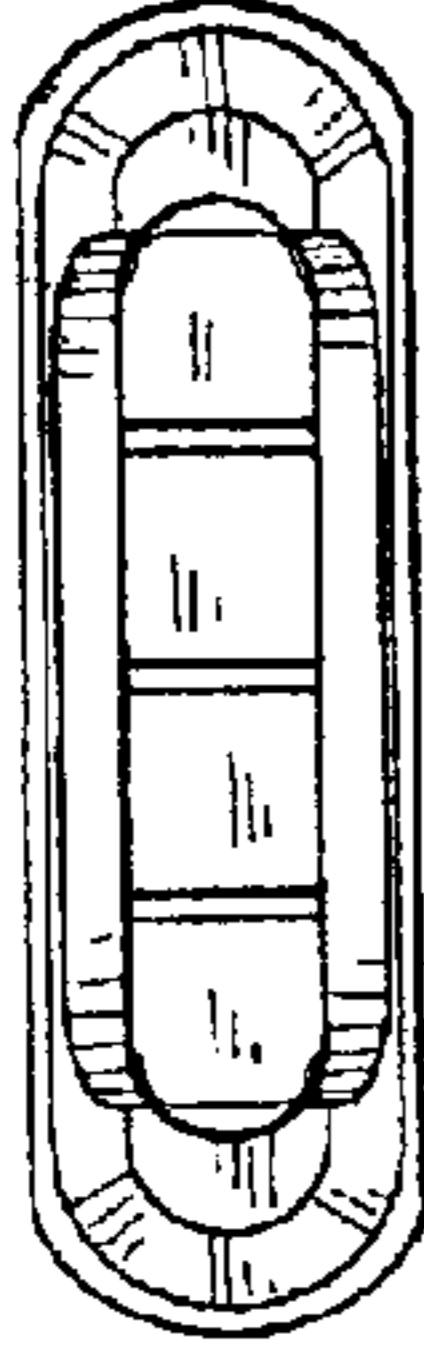


FIG. 6

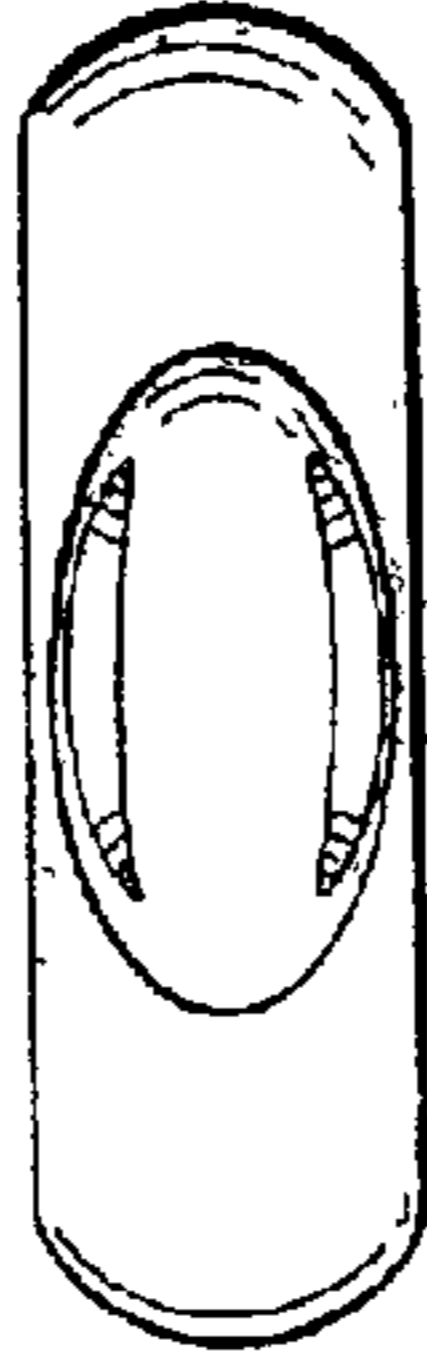


FIG. 7